

DRN: BS-F-REP-22-07-40181-S

FOR : **ATTY. MERIEL P. CASTILLO**
Chief, Budget Division
Department of Social Welfare and Development

FROM : **THE REGIONAL DIRECTOR**
DSWD Field Office Cordillera Administrative Region

SUBJECT : **Submission of SAOIB Report for the Month of June 2022**

DATE : **04 July 2022**

We are respectfully submitting the hard copies of the following reports as of June 30, 2022 for your file and reference:

1. FUND 101

SAOIB for Direct Releases:

- Current Appropriations
- Continuing Appropriations

SAOIB for Centrally Managed Funds

- Current Appropriations
- Continuing Appropriations - Field Office
- Continuing Appropriations - Central Office
- Pantawid Pamilyang Pilipino Program

2. Monthly Report on NDRRMC and Quick Response Fund

Thank you.

ARNEL B. GARCIA, CESO II

For the Regional Director


ENRIQUE H. GASCON JR.
Director III / ARD for Administration

STATEMENT OF ALLOTMENT, OBLIGATIONS AND BALANCES

June 30, 2022

(In Pesos)

DEPARTMENT OF SOCIAL WELFARE AND DEVELOPMENT - Cordillera Administrative Region
FUND 101 - DIRECT RELEASE FUND MONITORING SHEET

CURRENT APPROPRIATIONS - RA 11639

P/A/P ALLOTMENT CLASS/OBJECT OF EXPENDITURE	ALLOTMENT RECEIVED	OBLIGATIONS INCURRED		UNOBLIGATED BALANCE OF ALLOTMENT	% OF UTILIZATION
		THIS REPORT	TO DATE		
I. AGENCY SPECIFIC BUDGET	1,079,875,000.00	116,537,813.35	563,163,115.83	516,511,884.17	
A. GENERAL ADMINISTRATION AND SUPPORT SERVICES	10,974,000.00	685,225.60	7,390,973.05	3,583,026.95	
100000100001000 - General Administration And Support Services	10,974,000.00	685,225.60	7,390,973.05	3,583,026.95	67.35%
MAINTENANCE AND OTHER OPERATING EXPENSES	9,474,000.00	685,225.60	5,940,973.05	3,533,026.95	
50201010-00: Traveling Expenses (Local)	515,000.00	20,860.00	310,477.58	204,522.42	
50202010-00: Training Expenses	247,011.00	68,552.00	129,955.11	117,055.89	
50203010-00: Office Supplies Expenses	65,170.00	-	7,500.00	57,670.00	
50203020-00: Accountable Forms Expenses	20,000.00	-	-	20,000.00	
50203080-00: Medical, Dental and Laboratory Supplies Exp.	723,436.00	-	723,436.00	-	
50203090-00: Gasoline, Oil and Lubricants Expenses	246,987.00	6,785.21	234,590.02	12,396.98	
50203210-10: Semi Expendable Medical Equipment	21,500.00	-	21,500.00	-	
50203210-99: Semi Expendable Other Machinery Equipment	12,000.00	-	12,000.00	-	
50203220-01: Semi Expendable Furniture & Fixtures	156,900.00	-	118,500.00	38,400.00	
50203990-00: Other Supplies Expenses	351,500.00	5,232.00	187,132.00	164,368.00	
50204010-00: Water Expenses	92,643.00	(3,263.60)	50,587.50	42,055.50	
50204020-00: Electricity Expenses	465,111.00	109,451.30	212,135.85	252,975.15	
50205010-00: Postage and Deliveries	8,000.00	-	-	8,000.00	
50205020-01: Telephone Expenses-Mobile	587,400.00	-	587,400.00	-	
50205020-02: Telephone Expenses-Landline	1,048.78	-	1,048.78	-	
50205040-00: Cable, Satellite, Telegraph and Radio Expenses	11,000.00	-	11,000.00	-	
50206010-01: Awards/Rewards Expense	142,939.65	3,000.00	52,250.00	90,689.65	
50206020-00: Prizes	229,783.00	3,000.00	3,000.00	226,783.00	
50211020-00: Auditing Services	50,000.00	-	50,000.00	-	
50211990-00: Other Professional Services	2,501,954.26	221,221.21	1,269,707.03	1,232,247.23	
50212020-00: Janitorial Services	406,000.00	-	406,000.00	-	
50212030-00: Security Services	494,235.35	-	494,235.35	-	
50213040-01: RM - Buildings	200,000.00	5,040.00	120,747.00	79,253.00	
50213050-03: RM - ICT Equipment	64,925.00	-	37,425.00	27,500.00	
50213050-99: RM - Other Machinery and Equipment	300,000.00	23,380.00	147,702.71	152,297.29	
50213060-01: RM - Motor Vehicle	198,000.00	-	26,566.00	171,434.00	
50215020-00: Fidelity Bond Premiums	515,000.00	47,283.48	59,203.66	455,796.34	
50215030-00: Insurance Expenses	223,725.96	(1,050.00)	125,755.96	97,970.00	
50299030-00: Representation Expenses	24,000.00	2,238.00	5,470.00	18,530.00	
50299070-99: Other Subscription Expenses	598,730.00	173,496.00	527,647.50	71,082.50	
CAPITAL OUTLAY	1,500,000.00	-	1,450,000.00	50,000.00	
50604060-01: Transportation Equipment Motor Vehicle	1,500,000.00	-	1,450,000.00	50,000.00	
Sub-Total, General Administration And Support Services	10,974,000.00	685,225.60	7,390,973.05	3,583,026.95	67.35%
B. SUPPORT TO OPERATIONS	5,140,000.00	373,826.59	2,440,489.67	2,699,510.33	
LOCALLY-FUNDED PROJECTS	5,140,000.00	373,826.59	2,440,489.67	2,699,510.33	
200000200001000 - National Household Targeting System For Poverty	5,140,000.00	373,826.59	2,440,489.67	2,699,510.33	47.48%
PERSONNEL SERVICES	4,334,000.00	131,382.59	1,965,701.66	2,366,298.34	
50101020-00: Salaries and Wages - Casual/Contractual	4,334,000.00	131,382.59	1,965,701.66	2,366,298.34	
50102990-38: Anniversary Bonus Civilian	806,000.00	242,444.00	474,788.01	331,211.99	
MAINTENANCE AND OTHER OPERATING EXPENSES	300,000.00	68,821.00	143,073.00	156,927.00	
50201010-00: Traveling Expenses (Local)	128,000.00	-	33,360.00	94,640.00	
50203010-00: Office Supplies Expenses	33,000.00	-	33,000.00	-	
50203090-00: Gasoline, Oil and Lubricants Expenses	25,000.00	-	25,000.00	-	
50204010-00: Water Expenses	25,000.00	-	25,000.00	-	
50204020-00: Electricity Expenses	32,000.00	18,623.00	32,000.00	2,656.00	
50205010-00: Postage and Deliveries	31,000.00	3,000.00	28,344.00	2,656.00	
50205020-01: Telephone Expenses-Mobile	33,000.00	-	3,011.01	29,988.99	
50205020-02: Telephone Expenses-Landline	52,000.00	5,000.00	5,000.00	47,000.00	
50299030-00: Representation Expenses	147,000.00	147,000.00	147,000.00	-	
50299050-03: Rents - Motor Vehicles	5,140,000.00	373,826.59	2,440,489.67	2,699,510.33	47.48%
SUB-TOTAL, SUPPORT TO OPERATIONS	1,063,561,000.00	115,478,761.16	553,331,653.11	510,229,346.89	
C. OPERATIONS	141,933,000.00	10,425,757.26	36,685,738.25	105,247,261.75	
OO 1: Well-Being Of Poor Families Improved	141,933,000.00	10,425,757.26	36,685,738.25	105,247,261.75	
PROMOTIVE SOCIAL WELFARE PROGRAM	135,198,672.00	7,118,582.26	33,378,583.25	101,820,108.75	24.89%
310100100002000 - Sustainable Livelihood Program REGULAR	135,198,672.00	7,118,582.26	33,378,583.25	101,820,108.75	24.89%
PERSONNEL SERVICES	15,990,000.00	179,552.79	6,971,805.92	9,018,194.08	
50101020-00: Salaries and Wages - Casual/Contractual	15,990,000.00	179,552.79	6,971,805.92	9,018,194.08	
MAINTENANCE AND OTHER OPERATING EXPENSES	119,208,672.00	6,939,029.47	26,406,927.33	92,801,914.67	
50201010-00: Traveling Expenses (Local)	6,078,523.33	421,181.00	1,716,036.00	4,362,487.33	
50202010-00: Training Expenses	1,453,350.00	(25,952.00)	337,558.00	1,115,792.00	
50203010-00: Office Supplies Expenses	458,641.00	301,759.00	458,641.00	-	

P/A/P/ ALLOTMENT CLASS/ OBJECT OF EXPENDITURE	ALLOTMENT RECEIVED	OBLIGATIONS INCURRED		UNOBLIGATED BALANCE OF ALLOTMENT	% OF UTILIZATION
		THIS REPORT	TO DATE		
50203090-00: Gasoline, Oil and Lubricants Expenses	519,266.67	-	519,266.67	-	
50203210-03: Semi Expendable ICT Equipment	132,020.00	-	-	132,020.00	
50203990-00: Semi Expendable Other Machinery Equipment	8,802.00	-	-	8,802.00	
50204010-00: Water Expenses	827,730.00	70,584.00	577,910.00	249,820.00	
50204020-00: Electricity Expenses	52,489.00	(2,825.00)	48,066.71	4,422.29	
50205010-00: Postage and Deliveries	205,422.00	4,441.80	162,302.71	43,119.29	
50205020-01: Telephone Expenses-Mobile	18,640.00	15,460.00	18,640.00	-	
50211990-00: Other Professional Services	669,600.00	-	474,048.00	195,552.00	
50212020-00: Janitorial Services	26,742,060.00	2,110,884.36	12,779,216.93	13,962,843.07	
50212030-00: Security Services	268,289.00	-	-	268,289.00	
50213040-01: RM - Buildings	260,600.00	-	260,600.00	-	
50213060-01: RM - Motor Vehicle	150,000.00	70,000.00	70,000.00	80,000.00	
50214990-00: Subsidies - Others	251,281.00	12,270.00	167,044.00	84,237.00	
50215020-00: Fidelity Bond Premiums	75,797,934.00	3,635,000.00	5,120,000.00	70,677,934.00	
50215030-00: Insurance Expenses	645,000.00	-	18,249.00	626,751.00	
50299010-00: Advertising Expense	233,088.00	6,643.00	6,643.00	226,445.00	
50299020-00: Printing & Publication Expenses	177,000.00	(47,960.00)	70,000.00	107,000.00	
50299030-00: Representation Expenses	228,500.00	206,660.00	206,660.00	19,840.00	
50299050-01: Rents - Buildings & Structures	203,937.00	17,960.00	165,502.00	38,435.00	
50299050-03: Rents - Motor Vehicles	866,300.00	-	866,300.00	-	
50299070-99: Other Subscription Expenses	758,000.00	10,500.00	684,500.00	73,500.00	
50299990-02: Other MOOE	605,855.00	-	605,855.00	-	
310100100002000 - Sustainable Livelihood Program EO 70	1,598,344.00	132,443.31	1,073,718.31	524,625.69	
PERSONNEL SERVICES	6,734,328.00	3,307,175.00	3,307,175.00	3,427,153.00	49.11%
MAINTENANCE AND OTHER OPERATING EXPENSES	6,734,328.00	3,307,175.00	3,307,175.00	3,427,153.00	
50201010-00: Traveling Expenses (Local)	216,000.00	35,175.00	35,175.00	180,825.00	
50203010-00: Office Supplies Expenses	12,000.00	12,000.00	12,000.00	-	
50205020-01: Telephone Expenses-Mobile	14,400.00	-	-	14,400.00	
50211990-00: Other Professional Services	842,328.00	-	-	842,328.00	
50214990-00: Subsidies - Others	5,640,000.00	3,260,000.00	3,260,000.00	2,380,000.00	
50299030-00: Representation Expenses	9,600.00	-	-	9,600.00	
TOTAL 310100100002000 - SLP	141,933,000.00	10,425,757.26	36,685,738.25	105,247,261.75	
SUB-TOTAL, OO 1	141,933,000.00	10,425,757.26	36,685,738.25	105,247,261.75	
OO 2: Rights Of The Poor And Vulnerable Sectors Promoted And Protected	862,702,000.00	104,533,397.52	487,981,155.40	374,720,844.60	
PROTECTIVE SOCIAL WELFARE PROGRAM	862,702,000.00	104,533,397.52	487,981,155.40	374,720,844.60	
RESIDENTIAL AND NON-RESIDENTIAL CARE SUB-PROGRAM	42,572,000.00	1,796,432.50	23,591,765.21	18,980,234.79	
1. 320101100001000 - Provision Of Services For Center-Based Clients	42,572,000.00	1,796,432.50	23,591,765.21	18,980,234.79	
PERSONNEL SERVICES	16,916,000.00	124,314.88	8,268,722.53	8,647,277.47	
50101010-01: Salaries and Wages - Regular	5,978,000.00	22,867.39	2,934,804.16	3,043,195.84	
50101020-00: Salaries and Wages - Casual/Contractual	8,022,000.00	98,847.49	4,610,199.43	3,411,800.57	
50102010-01: Personnel Economic Relief Allowance (PERA)	288,000.00	-	149,090.90	138,909.10	
50102040-01: Clothing/Uniform Allowance	72,000.00	-	72,000.00	-	
50102050-03: Subsistence Magna Carta for Public Health Workers	40,000.00	-	-	40,000.00	
50102050-04: Subsistence Magna Carta for Public Social Workers	132,000.00	-	-	132,000.00	
50102110-06: Hazard Pay Magna Carta for Public Social Workers	1,111,000.00	-	-	1,111,000.00	
50102990-12: Productivity Enhancement Incentive	60,000.00	-	-	60,000.00	
50102990-36: Mid-year-Civilian	498,000.00	-	445,181.00	52,819.00	
50102140-01: Year-end Bonus	498,000.00	-	-	498,000.00	
50102150-01: Cash Gift	60,000.00	-	-	60,000.00	
50103020-01: Pag-ibig Contributions	14,000.00	1,300.00	7,400.00	6,600.00	
50103030-01: Philhealth Contributions	104,000.00	-	32,547.04	71,452.96	
50103040-01: Employees Compensation Insurance Premiums	14,000.00	1,300.00	7,500.00	6,500.00	
50104990-10: Lumpsum for Step Increments-Length of Service	15,000.00	-	-	15,000.00	
50104990-15: Loyalty Award - Civilian	10,000.00	-	10,000.00	-	
MAINTENANCE AND OTHER OPERATING EXPENSES	25,656,000.00	1,672,117.62	15,323,042.68	10,332,957.32	
50201010-00: Traveling Expenses (Local)	359,200.00	48,481.00	278,674.00	80,526.00	
50202010-00: Training Expenses	98,700.00	6,750.00	44,450.00	54,250.00	
50203010-00: Office Supplies Expenses	184,939.92	184,939.92	184,939.92	-	
50203050-00: Food Supplies Expenses	888,895.65	-	888,895.65	-	
50203070-00: Drugs and Medicines Expenses	170,302.45	-	170,302.45	-	
50203080-00: Medical, Dental and Laboratory Supplies Exp.	60,000.00	-	60,000.00	-	
50203090-00: Gasoline, Oil and Lubricants Expenses	313,168.00	4,000.00	287,168.00	26,000.00	
50203210-02: Semi Expendable Office Equipment	81,000.00	-	-	81,000.00	
50203210-03: Semi Expendable ICT Equipment	3,000.00	-	-	3,000.00	
50203210-99: Semi Expendable Other Machinery Equipment	16,000.00	-	-	16,000.00	
50203990-00: Other Supplies Expenses	2,167,754.68	31,093.50	1,067,220.68	1,100,534.00	
50204010-00: Water Expenses	182,000.00	6,579.70	58,362.28	133,637.72	
50204020-00: Electricity Expenses	434,000.00	34,758.18	171,494.96	262,505.04	
50205010-00: Postage and Deliveries	4,000.00	165.00	1,675.00	2,325.00	
50205020-01: Telephone Expenses-Mobile	260,496.00	-	260,496.00	-	
50205030-00: Internet expenses	20,000.00	-	-	20,000.00	
50211990-00: Other Professional Services	10,995,000.00	1,079,483.39	5,191,401.22	5,803,598.78	
50212020-00: Janitorial Services	170,000.00	-	170,000.00	-	
50212030-00: Security Services	3,315,032.30	-	3,315,032.30	-	
50213040-99: RM - Other Structures	582,000.00	168,075.18	582,000.00	-	
50213050-02: RM - Office Equipment	102,000.00	-	-	102,000.00	
50213050-99: RM - Other Machinery and Equipment	50,000.00	-	-	50,000.00	
50213060-01: RM - Motor Vehicle	539,400.00	-	181,287.98	358,112.02	

P/A/P/ ALLOTMENT CLASS/ OBJECT OF EXPENDITURE	ALLOTMENT RECEIVED	OBLIGATIONS INCURRED		UNOBLIGATED BALANCE OF ALLOTMENT	% OF UTILIZATION
		THIS REPORT	TO DATE		
50214990-00: Subsidies - Others	343,000.00	6,430.00	339,405.50	3,594.50	
50215020-00: Fidelity Bond Premiums	48,000.00	-	48,000.00	-	
50215030-00: Insurance Expenses	1,903,860.00	7,701.75	76,116.44	1,827,543.56	
50216010-00: Labor and Wages	747,150.00	56,518.00	420,605.50	326,544.50	
50299020-00: Printing & Publication Expenses	40,000.00	1,182.00	1,200,000.00	17,065.20	
50299050-01: Rents - Buildings & Structures	1,200,000.00	-	1,600.00	-	
50299050-02: Rents - Land	1,600.00	-	259,000.00	-	
50299070-99: Other Subscription Expenses	259,000.00	-	41,980.00	64,721.00	
50299990-02: Other MOOE	106,701.00	8,319,058.51	54,131,821.02	67,675,178.98	
SUPPLEMENTARY FEEDING SUB-PROGRAM	121,807,000.00	8,319,058.51	54,131,821.02	67,675,178.98	44.44%
2. 320102100001000 - Supplementary Feeding Program	121,807,000.00	8,319,058.51	54,131,821.02	67,675,178.98	
MAINTENANCE AND OTHER OPERATING EXPENSES	121,807,000.00	8,319,058.51	54,131,821.02	67,675,178.98	
50201010-00: Traveling Expenses (Local)	211,637.00	139,951.71	211,177.71	459.29	
50203010-00: Office Supplies Expenses	50,000.00	50,000.00	50,000.00	-	
50203080-00: Medical, Dental and Laboratory Supplies Exp.	29,190.00	-	29,180.00	10.00	
50204010-00: Water Expenses	7,126.00	7,126.00	7,126.00	-	
50205020-01: Telephone Expenses-Mobile	72,000.00	-	51,840.00	20,160.00	
50211990-00: Other Professional Services	1,850,665.00	553,372.30	851,199.43	999,465.57	
50214990-00: Subsidies - Others	119,304,000.00	7,435,608.50	52,694,935.90	66,609,064.10	
50299050-03: Rents - Motor Vehicles	220,000.00	134,000.00	173,979.98	46,020.02	
50299070-99: Other Subscription Expenses	62,382.00	-	62,382.00	-	
50299990-02: Other MOOE	687,522,000.00	94,234,222.93	409,817,900.66	287,704,099.34	
SOCIAL WELFARE FOR SENIOR CITIZENS SUB-PROGRAM	687,522,000.00	94,234,222.93	409,817,900.66	287,704,099.34	58.75%
3. 320103100001000 - Social Pension For Indigent Senior Citizens	687,522,000.00	94,234,222.93	409,817,900.66	287,704,099.34	
PERSONNEL SERVICES	1,554,000.00	12,507.97	635,366.98	918,633.02	
50101020-00: Salaries and Wages - Casual/Contractual	1,554,000.00	12,507.97	635,366.98	918,633.02	
MAINTENANCE AND OTHER OPERATING EXPENSES	695,968,000.00	94,221,714.96	409,182,533.68	286,785,466.32	
50201010-00: Traveling Expenses (Local)	1,994,000.00	96,277.00	1,563,364.62	430,635.38	
50202010-00: Training Expenses	616,000.00	20,144.00	479,384.00	136,616.00	
50203010-00: Office Supplies Expenses	700,000.00	193,220.71	353,220.71	346,779.29	
50203080-00: Medical, Dental and Laboratory Supplies Exp.	250,000.00	-	200,000.00	50,000.00	
50203090-00: Gasoline, Oil and Lubricants Expenses	290,126.24	-	290,126.24	-	
50203990-00: Other Supplies Expenses	50,000.00	-	-	50,000.00	
50204010-00: Water Expenses	100,000.00	(2,500.00)	48,152.54	51,847.46	
50204020-00: Electricity Expenses	250,000.00	17,698.29	129,045.07	120,954.93	
50205010-00: Postage and Deliveries	50,000.00	35,000.00	35,000.00	15,000.00	
50205020-01: Telephone Expenses-Mobile	565,000.00	-	532,224.00	32,776.00	
50205020-02: Telephone Expenses-Landline	50,000.00	-	-	50,000.00	
50211990-00: Other Professional Services	18,430,000.00	1,399,373.52	9,189,384.81	9,240,615.19	
50212020-00: Janitorial Services	273,776.00	-	273,776.00	-	
50212030-00: Security Services	250,000.00	-	250,000.00	-	
50213060-01: RM - Motor Vehicle	150,000.00	-	150,000.00	-	
50214990-00: Subsidies - Others	667,434,000.00	92,412,000.00	392,556,000.00	274,878,000.00	
50215020-00: Fidelity Bond Premiums	1,400,000.00	-	706,376.25	693,623.75	
50215030-00: Insurance Expenses	150,000.00	6,721.44	6,721.44	143,278.56	
50299010-00: Advertising Expense	100,000.00	-	-	100,000.00	
50299030-00: Representation Expenses	295,891.00	43,780.00	75,900.00	219,991.00	
50299050-01: Rents - Buildings & Structures	540,075.00	-	524,997.00	15,078.00	
50299050-03: Rents - Motor Vehicles	1,230,000.00	-	1,187,800.00	42,200.00	
50299070-99: Other Subscription Expenses	535,333.00	-	535,333.00	-	
50299990-02: Other MOOE	263,798.76	-	95,728.00	168,070.76	
SOCIAL WELFARE FOR DISTRESSED OVERSEAS FILIPINOS AND TRAFFICKED PERSONS SUB-PROGRAM	801,000.00	183,683.58	439,668.51	361,331.49	54.89%
12. 320105100003000 - Recovery And Reintegration Program For Trafficked Persons	801,000.00	183,683.58	439,668.51	361,331.49	
MAINTENANCE AND OTHER OPERATING EXPENSES	801,000.00	183,683.58	439,668.51	361,331.49	
50201010-00: Traveling Expenses (Local)	31,500.00	-	19,000.00	12,500.00	
50202010-00: Training Expenses	143,284.50	127,200.00	131,200.00	12,084.50	
50203010-00: Office Supplies Expenses	2,800.00	-	2,800.00	-	
50203210-02: Semi Expendable Office Equipment	2,500.00	-	-	2,500.00	
50205020-01: Telephone Expenses-Mobile	10,800.00	10,800.00	10,800.00	-	
50211990-00: Other Professional Services	433,615.50	35,683.58	198,658.51	234,956.99	
50214990-00: Subsidies - Others	153,000.00	10,000.00	61,500.00	91,500.00	
50299010-00: Advertising Expense	23,500.00	-	15,710.00	7,790.00	
SUB-TOTAL OO 2	862,702,000.00	104,533,397.52	487,981,155.40	374,720,844.60	56.86%
OO 5: Delivery Of Social Welfare And Development (Swd) Programs By Lgus Through Local Social Welfare And Development Offices (Lswdos) SOCIAL WELFARE AND DEVELOPMENT TECHNICAL ASSISTANCE AND RESOURCE AUGMENTATION PROGRAM	58,926,000.00	519,606.38	28,664,759.46	30,261,240.54	
1. 350100100001000 - Provision Of Technical/Advisory Assistance And Related Services	58,926,000.00	519,606.38	28,664,759.46	30,261,240.54	
PERSONNEL SERVICES	58,926,000.00	519,606.38	28,664,759.46	30,261,240.54	48.65%
50101010-01: Salaries and Wages - Regular	51,890,000.00	180,825.17	24,426,257.17	27,463,742.83	
50101020-00: Salaries and Wages - Casual/Contractual	35,875,000.00	128,560.67	19,226,285.02	16,648,714.98	
50102010-01: Personnel Economic Relief Allowance (PERA)	2,247,000.00	-	-	2,247,000.00	
50102020-00: Representation Allowance (RA)	2,064,000.00	-	1,010,454.53	1,053,545.47	
50102030-01: Transportation Allowance (TA)	288,000.00	26,890.50	188,890.50	99,109.50	
50102040-01: Clothing/Uniform Allowance	288,000.00	13,500.00	91,125.00	196,875.00	
50102050-03: Subsistence Magna Carta for Public Health Workers	516,000.00	-	498,000.00	18,000.00	
50102050-04: Subsistence Magna Carta for Public Social Workers	13,000.00	-	-	13,000.00	
	264,000.00	-	-	264,000.00	

P/A/P/ ALLOTMENT CLASS/ OBJECT OF EXPENDITURE	ALLOTMENT RECEIVED	OBLIGATIONS INCURRED		UNOBLIGATED BALANCE OF ALLOTMENT	% OF UTILIZATION
		THIS REPORT	TO DATE		
50102060-04: Laundry Allowance Magna Carta for Public Health Workers	2,000.00	-	-	2,000.00	
50102110-06: Hazard Pay Magna Carta for Public Social Workers	2,521,000.00	-	-	2,521,000.00	
50102990-36: Mid-year-Civilian	2,990,000.00	(5,126.00)	2,990,000.00		
50102140-01: Year-end Bonus	2,990,000.00	-	-	2,990,000.00	
50102150-01: Cash Gift	430,000.00	-	-	430,000.00	
50102990-12: Productivity Enhancement Incentive	430,000.00	-	-	430,000.00	
50103020-01: Pag-big Contributions	103,000.00	8,500.00	51,200.00	51,800.00	
50103030-01: Philhealth Contributions	596,000.00	-	205,508.30	390,491.70	
50103040-01: Employees Compensation Insurance Premiums	103,000.00	8,500.00	51,200.00	51,800.00	
50104990-10: Lumpsum for Step Increments-Length of Service	90,000.00	-	33,593.82	56,406.18	
50104990-15: Loyalty Award - Civilian	80,000.00	-	80,000.00	-	
MAINTENANCE AND OTHER OPERATING EXPENSES	7,036,000.00	338,781.21	4,238,502.29	2,797,497.71	
50201010-00: Traveling Expenses (Local)	436,173.79	56,489.78	434,922.78	1,251.01	
50202010-00: Training Expenses	1,510,810.00	6,425.00	1,354,645.00	156,165.00	
50203010-00: Office Supplies Expenses	155,000.00	-	-	155,000.00	
50203990-00: Other Supplies Expenses	387,075.00	-	26,200.00	360,875.00	
50204020-00: Electricity Expenses	103,000.00	-	69,740.79	33,259.21	
50205020-01: Telephone Expenses-Mobile	294,000.00	8,250.00	38,455.00	255,545.00	
50206010-01: Awards/Rewards Expense	161,000.00	-	34,000.00	127,000.00	
50206020-00 : Prizes	51,000.00	6,000.00	6,000.00	45,000.00	
50210030-00: Extraordinary & Miscellaneous Expenses	122,000.00	11,300.00	79,100.00	42,900.00	
50211990-00: Other Professional Services	2,020,737.21	170,016.43	927,799.72	1,092,937.49	
50212020-00: Janitorial Services	103,000.00	-	103,000.00	-	
50213060-01: RM - Motor Vehicle	23,356.00	-	-	23,356.00	
50215030-00: Insurance Expenses	309,000.00	-	-	309,000.00	
50299010-00: Advertising Expense	129,950.00	-	129,950.00	-	
50299020-00: Printing & Publication Expenses	42,200.00	-	42,200.00	-	
50299030-00: Representation Expenses	613,698.00	61,800.00	447,399.00	166,309.00	
50299050-03: Rents - Motor Vehicles	443,000.00	-	443,000.00	-	
50299990-02: Other MOOE	131,000.00	18,500.00	102,100.00	28,900.00	
SUB-TOTAL, OO 5	58,926,000.00	519,606.38	28,684,759.46	30,261,240.54	48.65%
SUB-TOTAL, OPERATIONS	1,063,561,000.00	115,478,761.16	553,331,653.11	510,229,346.89	52.03%
TOTAL, PROGRAMS AND ACTIVITIES	1,079,675,000.00	116,537,813.35	563,163,115.83	516,511,884.17	52.16%
II. AUTOMATIC APPROPRIATIONS	5,022,000.00	436,030.68	2,572,352.81	2,449,647.19	
A. REGULAR RLIP	5,022,000.00	436,030.68	2,572,352.81	2,449,647.19	
320101100001000 - Provision Of Services For Center-Based Clients	717,000.00	61,817.28	341,429.16	375,570.84	
50103010-00: Life and Retirement Insurance Contributions	717,000.00	61,817.28	341,429.16	375,570.84	
350100100001000 - Provision Of Technical/Advisory Assistance And Related Services	4,305,000.00	374,213.40	2,230,923.65	2,074,076.35	
50103010-00: Life and Retirement Insurance Contributions	4,305,000.00	374,213.40	2,230,923.65	2,074,076.35	
PERSONNEL SERVICES	90,684,000.00	628,583.40	42,267,854.26	48,416,145.74	
REGULAR RLIP	5,022,000.00	436,030.68	2,572,352.81	2,449,647.19	
MAINTENANCE AND OTHER OPERATING EXPENSES	980,756,672.00	112,602,054.95	516,138,086.57	464,618,585.43	
CAPITAL OUTLAY	1,500,000.00	-	1,450,000.00	50,000.00	
GRAND TOTAL	1,084,697,000.00	116,873,844.03	565,735,468.64	518,961,531.36	52.16%
SUMMARY	6,734,328.00	3,307,175.00	3,307,175.00	3,427,153.00	
50101010-01: Salaries and Wages - Regular	41,853,000.00	151,428.06	22,161,089.18	19,691,910.82	
50101020-00: Salaries and Wages - Casual/Contractual	39,147,000.00	422,290.84	14,183,073.99	17,963,926.01	
50102010-01: Personnel Economic Relief Allowance (PERA)	2,352,000.00	-	1,159,545.43	1,192,454.57	
50102020-C: Representation Allowance (RA)	288,000.00	26,850.50	188,890.50	99,109.50	
50102030-01: Transportation Allowance (TA)	288,000.00	13,500.00	91,125.00	196,875.00	
50102040-01: Clothing/Uniform Allowance	588,000.00	-	570,000.00	18,000.00	
50102050-03: Subsistence Magna Carta for Public Health Workers	53,000.00	-	-	53,000.00	
50102050-04: Subsistence Magna Carta for Public Social Workers	396,000.00	-	-	396,000.00	
50102060-04: Laundry Allowance Magna Carta for Public Health Workers	2,000.00	-	-	2,000.00	
50102110-01: Hazard Pay	-	-	-	-	
50102110-06: Hazard Pay Magna Carta for Public Social Workers	3,632,000.00	-	-	3,632,000.00	
50102990-36: Mid-year-Civilian	3,488,000.00	(5,126.00)	3,435,181.00	52,819.00	
50102140-01: Year-end Bonus	3,488,000.00	-	-	3,488,000.00	
50102150-01: Cash Gift	490,000.00	-	-	490,000.00	
50102990-12: Productivity Enhancement Incentive	490,000.00	-	-	490,000.00	
50102990-38: Anniversary Bonus Civilian	-	-	-	-	
50103010-00: Life and Retirement Insurance Contributions	5,022,000.00	436,030.68	2,572,352.81	2,449,647.19	
50103020-01: Pag-big Contributions	117,000.00	9,800.00	58,600.00	58,400.00	
50103030-01: Philhealth Contributions	700,000.00	-	238,055.34	461,944.66	
50103040-01: Employees Compensation Insurance Premiums	117,000.00	9,800.00	58,700.00	58,300.00	
50104990-10: Lumpsum for Step Increments-Length of Service	105,000.00	-	33,593.82	71,406.18	
50104990-15: Loyalty Award - Civilian	90,000.00	-	90,000.00	-	
50201010-00: Traveling Expenses (Local)	10,142,034.12	886,236.49	4,711,900.69	5,430,133.43	
50202010-00: Training Expenses	4,069,155.50	203,119.00	2,477,192.11	1,591,963.39	
50203010-00: Office Supplies Expenses	1,756,550.92	741,919.63	1,102,461.63	654,089.29	
50203020-00: Accountable Forms Expenses	20,000.00	-	-	20,000.00	
50203050-00: Food Supplies Expenses	888,895.65	-	888,895.65	-	
50203070-00: Drugs and Medicines Expenses	170,302.45	-	170,302.45	-	
50203080-00: Medical, Dental and Laboratory Supplies Exp.	1,062,626.00	-	1,012,616.00	50,010.00	
50203090-00: Gasoline, Oil and Lubricants Expenses	1,402,547.91	10,785.21	1,364,150.93	38,396.98	
50203210-02: Semi Expendable Office Equipment	83,500.00	-	-	83,500.00	
50203210-03: Semi Expendable ICT Equipment	135,020.00	-	-	135,020.00	
50203210-10: Semi Expendable Medical Equipment	21,500.00	-	21,500.00	-	

PI/PI/ ALLOTMENT CLASS/ OBJECT OF EXPENDITURE	ALLOTMENT RECEIVED	OBLIGATIONS INCURRED		UNOBLIGATED BALANCE OF ALLOTMENT	% OF UTILIZATION
		THIS REPORT	TO DATE		
50203210-99: Semi Expendable Other Machinery Equipment	36,802.00	-	12,000.00	24,802.00	
50203220-01 : Semi Expendable Furniture & Fixtures	156,900.00	-	118,500.00	38,400.00	
50203990-00: Other Supplies Expenses	3,784,059.68	106,889.50	1,858,462.68	1,925,597.00	
50204010-00: Water Expenses	469,259.00	5,117.10	237,295.03	231,963.97	
50204020-00: Electricity Expenses	1,482,533.00	166,349.57	769,719.38	712,813.62	
50205010-00: Postage and Deliveries	112,640.00	69,248.00	95,315.00	17,325.00	
50205020-01: Telephone Expenses-Mobile	2,504,695.00	22,050.00	1,983,607.00	521,088.00	
50205020-02: Telephone Expenses-Landline	84,048.78	-	4,059.79	79,988.99	
50205030-00 : Internet expenses	20,000.00	-	-	20,000.00	
50205040-00: Cable, Satellite, Telegraph and Radio Expenses	11,000.00	-	11,000.00	-	
50206010-01: Awards/Rewards Expense	303,939.65	3,000.00	86,250.00	217,689.65	
50206020-00 : Prizes	289,783.00	9,000.00	9,000.00	271,783.00	
50210030-00: Extraordinary & Miscellaneous Expenses	122,000.00	11,300.00	79,100.00	42,900.00	
50211020-00: Auditing Services	50,000.00	-	50,000.00	-	
50211950-00: Other Professional Services	63,816,359.97	5,570,034.79	30,407,367.65	33,408,992.32	
50212020-00: Janitorial Services	1,221,065.00	-	952,776.00	268,289.00	
50212030-00: Security Services	4,319,867.65	-	4,319,867.65	-	
50213040-01: RM - Buildings	350,000.00	75,040.00	190,747.00	159,253.00	
50213040-99: RM - Other Structures	582,000.00	168,075.18	582,000.00	-	
50213050-02: RM - Office Equipment	102,000.00	-	-	102,000.00	
50213050-03: RM - ICT Equipment	64,925.00	-	37,425.00	27,500.00	
50213050-99: RM - Other Machinery and Equipment	50,000.00	-	-	50,000.00	
50213060-01: RM - Motor Vehicle	1,264,037.00	35,650.00	646,034.69	618,002.31	
50213070-00: RM - Furniture & Fixtures	868,671,934.00	106,759,038.50	454,031,841.40	414,640,092.60	
50214990-00: Subsidies - Others	2,291,000.00	-	799,191.25	1,491,808.75	
50215020-00: Fidelity Bond Premiums	3,110,748.00	68,349.67	148,684.54	2,962,063.46	
50215030-00: Insurance Expenses	747,150.00	56,518.00	420,605.50	326,544.50	
50216010-00: Labor and Wages	430,450.00	(47,960.00)	215,660.00	214,790.00	
50299010-00: Advertising Expense	308,700.00	207,822.00	271,794.80	36,905.20	
50299020-00: Printing & Publication Expenses	1,398,851.96	127,490.00	819,546.96	579,305.00	
50299050-01: Rents - Buildings & Structures	2,606,375.00	-	2,591,297.00	15,078.00	
50299050-02: Rents - Land	1,600.00	-	1,600.00	-	
50299050-03: Rents - Motor Vehicles	2,798,000.00	291,500.00	2,636,279.98	161,720.02	
50299070-00: Subscription Expenses	-	-	-	-	
50299070-99: Other Subscription Expenses	1,486,570.00	2,238.00	1,468,040.00	18,530.00	
50299990-02: Other MOOE	2,698,573.76	360,419.31	1,841,173.81	857,399.95	
50604060-01: Transportation Equipment Motor Vehicle	1,500,000.00	-	1,450,000.00	50,000.00	
GRAND TOTAL	1,084,697,000.00	116,973,844.03	565,735,468.64	518,961,531.36	52.16%

Certified Correct:


JOCELYN TUPENG
 Administrative Officer IV

Noted by:

ARNEL B. GARCIA, CESO II
 Regional Director

For the Regional Director:


ENRIQUE M. GASCON JR.
 Director for Administration

STATEMENT OF ALLOTMENT, OBLIGATIONS AND BALANCES

June 30, 2022

(In Pesos)

DEPARTMENT OF SOCIAL WELFARE AND DEVELOPMENT - Cordillera Administrative Region
FUND 101 - Centrally Managed Funds (CMF) MONITORING SHEET

CURRENT APPROPRIATIONS - RA 11639 SUMMARY

PIA/PI ALLOTMENT CLASS/ OBJECT OF EXPENDITURE	ALLOTMENT RECEIVED	OBLIGATIONS INCURRED		UNOBLIGATED BALANCE OF ALLOTMENT	% OF UTILIZATION
		THIS REPORT	TO DATE		
A. AGENCY SPECIFIC BUDGET					
I. General Administration and Support					
a. 100000100001000 - General Administration and Support Services	20,000.00	-	19,224.80	775.20	96.12%
Maint. & Other Operating Expenses	20,000.00	-	19,224.80	775.20	
50202010-00: Training Expenses	20,000.00	-	19,224.80	775.20	
Capital Outlay	-	-	-	-	
50604040-01: Buildings	-	-	-	-	
Sub-total, Gen. Adm. and Support	20,000.00	-	19,224.80	775.20	96.12%
II. Support to Operations					
a. 200000100001000- Information and Communication Technology Service	15,857,166.00	2,083,399.41	9,017,271.73	6,839,894.27	56.87%
50104990-99: Other Personnel Benefits	15,857,166.00	2,083,399.41	9,017,271.73	6,839,894.27	
Maint. & Other Operating Expenses	165,900.00	8,100.00	80,900.00	85,000.00	
50202010-00: Traveling Expenses (Local)	213,700.00	8,450.00	188,300.00	25,400.00	
50203010-00: Training Expenses	343,750.00	387,410.00	387,410.00	(43,660.00)	
50203010-00: Office Supplies Expenses	750,000.00	524,555.08	524,555.08	225,444.92	
50203210-03: Semi Expendable ICT Equipment	-	-	150,435.00	(150,435.00)	
50203220-01: Semi Expendable Furniture & Fixtures	75,000.00	-	130,464.00	(55,464.00)	
50205020-01: Telephone Expenses-Mobile	5,143,036.00	415,178.03	2,092,372.77	3,050,663.23	
50211990-00: Other Professional Services	1,000,000.00	2,600.00	2,600.00	997,400.00	
50213040-01: RM - Buildings	750,000.00	-	-	750,000.00	
50213040-99: RM - Other Structures	1,000,000.00	-	-	992,000.00	
50213050-03: RM - ICT Equipment	500,000.00	8,000.00	8,000.00	230,000.00	
50213050-99: RM - Other Machinery and Equipment	290,000.00	-	270,000.00	20,000.00	
50213210-03: RM - Semi Expendable ICT Equipment	60,000.00	-	1,200.00	248,800.00	
50299030-00: Representation Expenses	60,000.00	-	-	60,000.00	
50299070-01: ICT Software Subscription	5,605,780.00	704,806.30	5,156,734.88	449,045.12	
Capital Outlay	-	-	-	-	
50604050-03: Info. and Communication Technology Eqpt.	-	-	-	-	
c. 200000100003000 - Social Technology Development and Enhancement	1,261,848.00	88,196.88	849,492.92	412,355.08	67.32%
Maint. & Other Operating Expenses	1,261,848.00	88,196.88	849,492.92	412,355.08	
50201010-00: Traveling Expenses (Local)	75,000.00	3,780.00	92,670.00	(17,670.00)	
50202010-00: Training Expenses	360,536.00	1,000.00	289,640.00	70,896.00	
50205020-01: Telephone Expenses-Mobile	10,800.00	10,368.00	10,368.00	432.00	
50211990-00: Other Professional Services	431,164.00	31,048.88	203,339.92	227,824.08	
50214990-00: Subsidies - Others	180,000.00	42,000.00	72,000.00	108,000.00	
50299010-00: Advertising Expense	23,050.00	-	23,050.00	-	
50299020-00: Printing & Publication Expenses	46,950.00	-	46,950.00	-	
50299050-03: Rents - Motor Vehicles	127,873.00	-	105,000.00	22,873.00	
50299990-02: Other MOOE	6,475.00	-	6,475.00	-	
d. 200000100004000 - Formulation and development of plans and policies	100,000.00	32,400.00	73,630.50	26,369.50	73.63%
Maint. & Other Operating Expenses	100,000.00	32,400.00	73,630.50	26,369.50	
50201010-00: Traveling Expenses (Local)	78,720.00	32,400.00	52,350.50	26,369.50	
50299030-00: Representation Expenses	21,280.00	-	21,280.00	-	
e. 200000100005000 - Enhanced Partnership Against Hunger and Poverty - NPMO	3,515,201.04	(39,022.68)	3,072,406.60	442,794.44	87.40%
Maint. & Other Operating Expenses	3,515,201.04	(39,022.68)	3,072,406.60	442,794.44	
50201010-00: Traveling Expenses (Local)	325,116.00	9,000.00	159,130.00	165,986.00	
50202010-00: Training Expenses	402,605.00	-	356,605.00	46,000.00	
50203010-00: Office Supplies Expenses	43,450.00	-	43,450.00	-	
50203090-00: Gasoline, Oil and Lubricants Expenses	89,290.20	-	89,290.20	-	
50204010-00: Water Expenses	5,090.00	-	5,090.00	-	
50204020-00: Electricity Expenses	25,556.00	-	25,556.00	-	
50205020-01: Telephone Expenses-Mobile	49,200.00	-	49,200.00	-	
50211990-00: Other Professional Services	2,029,916.08	(15,390.68)	1,913,176.40	116,739.68	
50212020-00: Janitorial Services	30,000.00	-	30,000.00	-	
50212030-00: Security Services	30,000.00	-	50,000.00	-	
50213060-01: RM - Motor Vehicle	30,000.00	-	30,000.00	-	
50215020-00: Fidelity Bond Premiums	4,562.00	-	4,562.00	-	
50299030-00: Representation Expenses	194,879.00	(37,500.00)	154,379.00	40,500.00	
50299050-03: Rents - Motor Vehicles	105,000.00	-	105,000.00	-	
50299070-99: Other Subscription Expenses	83,600.00	2,368.00	54,468.00	29,132.00	
50299990-02: Other MOOE	46,936.76	2,500.00	2,500.00	44,436.76	
Locally-Funded Projects					


PIA/PI ALLOTMENT CLASS/ OBJECT OF EXPENDITURE	ALLOTMENT RECEIVED	OBLIGATIONS INCURRED		UNOBLIGATED BALANCE OF ALLOTMENT	% OF UTILIZATION
		THIS REPORT	TO DATE		
f. 20000020001000 - National Household Targeting System for Poverty	985,000.00	305,250.00	641,028.00	343,972.00	65.08%
Maint. & Other Operating Expenses	985,000.00	305,250.00	641,028.00	343,972.00	
50202010-00: Training Expenses	120,200.00	38,250.00	76,250.00	43,950.00	
50203990-00: Other Supplies Expenses	36,000.00	-	-	36,000.00	
50205020-01: Telephone Expenses-Mobile	27,800.00	-	24,192.00	3,608.00	
50299010-00: Advertising Expense	158,586.00	114,000.00	158,586.00	-	
50299020-00: Printing & Publication Expenses	100,000.00	153,000.00	153,000.00	10,000.00	
50299030-00: Representation Expenses	317,414.00	-	153,000.00	164,414.00	
50299050-03: Rents - Motor Vehicles	84,000.00	-	55,000.00	84,000.00	
50299990-02: Other MOOE	141,000.00	-	55,000.00	86,000.00	
Sub-total, Support to Operations	21,779,215.04	2,470,223.61	13,653,829.75	8,055,385.29	62.87%
III. Operations					
OO 1 : Well-being of poor families improved					
310100100002000 - Sustainable Livelihood Program					
Maint. & Other Operating Expenses	354,760.00	-	276,000.00	78,760.00	77.80%
50201010-00: Traveling Expenses (Local)	354,760.00	-	276,000.00	78,760.00	
50202010-00: Training Expenses	276,000.00	-	276,000.00	-	
310100200002000 - KALAH-CIDSS-KKB	67,046,836.00	2,322,529.79	6,456,841.73	60,589,994.27	9.63%
Maint. & Other Operating Expenses	67,046,836.00	2,322,529.79	6,456,841.73	60,589,994.27	
50201010-00: Traveling Expenses (Local)	2,179,301.64	171,397.50	381,344.50	1,797,957.14	
50202010-00: Training Expenses	1,814,350.00	62,224.16	62,224.16	1,752,125.84	
50203010-00: Office Supplies Expenses	345,000.00	156,652.52	250,794.52	94,205.48	
50203080-00: Medical, Dental and Laboratory Supplies Exp.	424,317.00	280,757.00	314,217.00	110,100.00	
50203090-00: Gasoline, Oil and Lubricants Expenses	271,478.00	51,794.26	257,031.32	14,446.68	
50203990-00: Other Supplies Expenses	343,413.00	170,731.37	298,446.37	44,966.63	
50204010-00: Water Expenses	64,461.00	2,015.00	14,796.31	49,664.69	
50204020-00: Electricity Expenses	180,240.00	22,760.94	90,472.12	89,767.88	
50205010-00: Postage and Deliveries	64,800.00	2,000.00	15,950.00	48,850.00	
50205020-01: Telephone Expenses-Mobile	327,600.00	2,160.00	160,886.00	166,714.00	
50205030-00: Internet expenses	425,433.00	-	208,185.00	217,248.00	
50206020-00: Prizes	126,000.00	-	-	126,000.00	
50211990-00: Other Professional Services	14,223,875.00	1,268,355.13	3,608,396.16	10,615,478.84	
50212020-00: Janitorial Services	96,136.36	-	96,136.36	-	
50212030-00: Security Services	182,420.00	-	182,420.00	-	
50213060-01: RM - Motor Vehicle	175,897.00	19,226.00	169,706.00	6,191.00	
50214990-00: Subsidies - Others	45,000,000.00	-	0.00	45,000,000.00	
50215020-00: Fidelity Bond Premiums	12,774.00	-	-	12,774.00	
50215030-00: Insurance Expenses	163,160.00	8,613.91	8,613.91	154,546.09	
50299010-00: Advertising Expense	261,860.00	-	201,860.00	60,000.00	
50299030-00: Representation Expenses	254,000.00	117,652.00	129,172.00	124,828.00	
50299990-02: Other MOOE	110,320.00	6,190.00	6,190.00	104,130.00	
Sub-total, OO 1	67,401,596.00	2,322,529.79	6,732,841.73	60,668,754.27	9.99%
OO 2 : Rights of the poor and vulnerable sectors promoted and protected					
1. 320101100001000 - Provision of services for center-based clients					
Maint. & Other Operating Expenses	6,014,106.00	769,137.09	4,220,764.52	1,793,341.48	70.18%
50202010-00: Training Expenses	6,014,106.00	769,137.09	4,220,764.52	1,793,341.48	
50203010-00: Office Supplies Expenses	25,200.00	-	-	25,200.00	
50203050-00: Food Supplies Expenses	314,024.00	234,000.00	314,024.00	-	
50203070-00: Drugs and Medicines Expenses	1,359,800.00	190,034.84	830,547.35	529,252.65	
50203080-00: Medical, Dental and Laboratory Supplies Exp.	18,700.00	9,188.25	11,188.25	7,511.75	
50203990-00: Other Supplies Expenses	100,000.00	-	8,550.00	91,450.00	
50212020-00: Janitorial Services	781,560.00	211,359.75	505,913.50	275,646.50	
50212030-00: Security Services	177,276.00	-	177,276.00	-	
50213040-99: RM - Other Structures	327,276.00	-	327,276.00	-	
50214990-00: Subsidies - Others	753,600.00	(51,954.92)	679,565.08	74,034.92	
50299070-99: Other Subscription Expenses	2,091,670.00	176,509.17	1,301,424.34	790,245.66	
Sub-total, OO 2	65,000.00	-	65,000.00	-	17.84%
2. 320102100001000 - Supplementary Feeding Program					
Maint. & Other Operating Expenses	3,177,882.00	566,975.00	566,975.00	2,610,907.00	17.84%
50201010-00: Traveling Expenses (Local)	3,177,882.00	566,975.00	566,975.00	2,610,907.00	
50203010-00: Office Supplies Expenses	445,674.00	-	-	445,674.00	
50205020-01: Telephone Expenses-Mobile	70,000.00	-	-	70,000.00	
50211990-00: Other Professional Services	61,200.00	-	-	61,200.00	
50299030-00: Representation Expenses	1,959,008.00	-	-	1,959,008.00	
50299050-03: Rents - Motor Vehicles	42,000.00	11,880.00	11,880.00	30,120.00	
50299990-02: Other MOOE	550,000.00	550,000.00	550,000.00	-	
Sub-total, OO 2	50,000.00	5,095.00	5,095.00	44,905.00	57.34%
4. 320103100002000 - Implementation of R.A. 10868 or The Centenarians Act of 2016					
Maint. & Other Operating Expenses	9,438,012.00	1,038,941.67	5,411,959.56	4,026,052.44	57.34%
50203090-00: Gasoline, Oil and Lubricants Expenses	9,438,012.00	1,038,941.67	5,411,959.56	4,026,052.44	
50205020-01: Telephone Expenses-Mobile	7,710.00	7,710.00	7,710.00	-	
50211990-00: Other Professional Services	10,800.00	-	10,800.00	-	
50214990-00: Subsidies - Others	419,502.00	31,231.67	193,449.56	226,052.44	
50299990-02: Other MOOE	9,000,000.00	1,000,000.00	5,200,000.00	3,800,000.00	

?/A/P/ ALLOTMENT CLASS/ OBJECT OF EXPENDITURE	ALLOTMENT RECEIVED	OBLIGATIONS INCURRED		UNOBLIGATED BALANCE OF ALLOTMENT	% OF UTILIZATION
		THIS REPORT	TO DATE		
5.a 320104100001000 - Protective Services Program (PSP-AICS)	568,481,000.00	83,157,613.28	380,295,392.59	188,185,607.41	
Program (PSP-AICS) - Regular	568,481,000.00	83,157,613.28	380,295,392.59	188,185,607.41	66.90%
Maint. & Other Operating Expenses	568,481,000.00	83,157,613.28	380,295,392.59	188,185,607.41	
50201010-00: Traveling Expenses (Local)	1,528,394.50	189,765.00	1,318,159.50	210,235.00	
50202010-00: Training Expenses	450,400.00	9,750.00	173,150.00	277,250.00	
50203010-00: Office Supplies Expenses	482,326.72	211,573.68	340,532.68	141,794.04	
50203070-00: Drugs and Medicines Expenses	28,879.00	-	28,879.00	-	
50203080-00: Medical, Dental and Laboratory Supplies Exp.	225,180.00	-	225,180.00	-	
50203090-00: Gasoline, Oil and Lubricants Expenses	523,822.78	-	523,822.78	-	
50203210-03: Semi Expendable ICT Equipment	230,526.00	23,000.00	23,000.00	207,526.00	
50203210-99: Semi Expendable Other Machinery Equipment	8,369.00	-	-	8,369.00	
50203990-00: Other Supplies Expenses	521,116.00	-	479,616.00	41,500.00	
50204010-00: Water Expenses	52,177.00	5,671.40	21,978.70	30,198.30	
50204020-00: Electricity Expenses	234,147.00	16,194.45	172,938.68	61,208.32	
50205010-00: Postage and Deliveries	19,720.00	3,317.00	9,108.00	10,612.00	
50205020-01: Telephone Expenses-Mobile	507,600.00	430,992.00	430,992.00	76,608.00	
50205030-00 : Internet expenses	302,400.00	-	302,400.00	-	
50212020-00: Janitorial Services	287,197.00	-	287,197.00	-	
50212030-00: Security Services	435,930.00	-	435,930.00	-	
50211990-00: Other Professional Services	26,239,379.00	1,752,269.43	10,440,727.88	15,798,651.12	
50213060-01: RM - Motor Vehicle	301,538.00	106,022.04	233,378.04	68,159.96	
50214990-00: Subsidies - Others	532,681,000.00	79,552,289.76	362,251,076.50	170,429,923.50	
50215020-00: Fidelity Bond Premiums	921,899.00	224,549.52	542,286.52	379,612.48	
50215030-00: Insurance Expenses	279,705.00	-	-	279,705.00	
502299030-00: Representation Expenses	359,632.00	8,219.00	209,936.00	149,696.00	
50299050-01: Rents - Buildings & Structures	865,290.00	-	865,290.00	-	
50299050-03: Rents - Motor Vehicles	638,558.69	624,000.00	624,000.00	-	
50299070-99: Other Subscription Expenses	350,121.31	-	350,121.31	14,558.69	
50299990-02: Other MOOE	5,692.00	-	5,692.00	-	
5.b 320104100001000 - Protective Services Program (PSF-ADOPTION)	7,960,238.72	637,584.62	3,190,210.37	4,770,028.35	40.08%
Maint. & Other Operating Expenses	7,960,238.72	637,584.62	3,190,210.37	4,770,028.35	
50201010-00: Traveling Expenses (Local)	150,000.00	-	24,300.00	125,700.00	
50202010-00: Training Expenses	200,000.00	-	-	200,000.00	
50203090-00: Gasoline, Oil and Lubricants Expenses	59,618.12	59,618.12	59,618.12	-	
50205020-01: Telephone Expenses-Mobile	25,200.00	25,200.00	25,200.00	-	
50211990-00: Other Professional Services	3,474,870.60	274,766.50	1,172,792.25	2,302,078.35	
50214990-00: Subsidies - Others	3,480,000.00	278,000.00	1,790,000.00	1,690,000.00	
502299010-00: Advertising Expense	50,000.00	-	50,000.00	-	
50299050-03: Rents - Motor Vehicles	121,500.00	-	-	121,500.00	
50299990-02: Other MOOE	399,050.00	-	68,300.00	330,750.00	
5.c 320104100001000 - Protective Services Program (PSF-COMMUNITY BASED)	7,464,068.00	1,159,139.09	3,869,150.71	3,594,917.29	51.84%
Maint. & Other Operating Expenses	7,464,068.00	1,159,139.09	3,869,150.71	3,594,917.29	
50201010-00: Traveling Expenses (Local)	119,000.00	17,020.00	79,970.00	39,030.00	
50202010-00: Training Expenses	157,640.00	12,600.00	124,110.00	33,530.00	
50203010-00: Office Supplies Expenses	90,000.00	-	90,000.00	-	
50205020-01: Telephone Expenses-Mobile	50,400.00	-	39,600.00	10,800.00	
50211990-00: Other Professional Services	2,647,528.00	213,341.09	1,138,382.71	1,409,145.29	
50214990-00: Subsidies - Others	3,983,500.00	875,970.00	2,141,930.00	1,841,570.00	
50299010-00: Advertising Expense	100,000.00	22,000.00	37,000.00	63,000.00	
50299020-00: Printing & Publication Expenses	25,000.00	-	-	25,000.00	
50299030-00: Representation Expenses	16,000.00	-	12,000.00	4,000.00	
50299990-02: Other MOOE	375,000.00	18,208.00	206,158.00	168,842.00	
6. 320104100002000 - Assistance to Persons with Disability and Older Persons	566,560.00	1,680.00	422,330.00	144,230.00	74.54%
Maint. & Other Operating Expenses	566,560.00	1,680.00	422,330.00	144,230.00	
50201010-00: Traveling Expenses (Local)	50,100.00	8,640.00	8,640.00	41,460.00	
50202010-00: Training Expenses	123,560.00	3,000.00	80,700.00	42,860.00	
50214990-00: Subsidies - Others	200,000.00	-	200,000.00	-	
50299030-00: Representation Expenses	43,200.00	(960.00)	42,240.00	960.00	
50299990-02: Other MOOE	149,700.00	(9,000.00)	90,750.00	58,950.00	
10. 320105100001000 - Services to Distressed Overseas Filipinos	463,810.56	42,706.36	235,812.14	227,998.42	50.84%
Maint. & Other Operating Expenses	463,810.56	42,706.36	235,812.14	227,998.42	
50203010-00: Office Supplies Expenses	15,000.00	-	15,000.00	-	
50205020-01: Telephone Expenses-Mobile	10,800.00	10,800.00	10,800.00	-	
50211990-00: Other Professional Services	438,010.56	31,906.36	210,012.14	227,998.42	
12. 320105100003000 - Recovery and Reintegration Program for Trafficked Persons	195,400.00	39,000.00	116,128.50	79,271.50	59.43%
Maint. & Other Operating Expenses	195,400.00	39,000.00	116,128.50	79,271.50	
50201010-00: Traveling Expenses (Local)	10,000.00	-	8,080.00	1,920.00	
50202010-00: Training Expenses	62,851.50	-	-	62,851.50	
50203210-02: Semi Expendable Office Equipment	5,000.00	-	-	5,000.00	
50211990-00: Other Professional Services	17,548.50	-	17,548.50	-	
50214990-00: Subsidies - Others	100,000.00	39,000.00	90,500.00	9,500.00	
50299010-00: Advertising Expense					
Sub-total, OO 2	594,323,065.28	86,373,835.44	392,916,763.83	201,406,301.45	66.11%

PIA/PI ALLOTMENT CLASS/ OBJECT OF EXPENDITURE	ALLOTMENT RECEIVED	OBLIGATIONS INCURRED		UNOBLIGATED BALANCE OF ALLOTMENT	% OF UTILIZATION
		THIS REPORT	TO DATE		
OO 3 : Immediate relief and early recovery of disaster victims/ survivors ensured and Rehabilitation Program (DRRP)	23,022,060.00	1,254,190.97	12,743,863.15	10,278,196.85	55.36%
1.a 330100100001000 - Disaster Response	23,022,060.00	1,254,190.97	12,743,863.15	10,278,196.85	55.36%
Maint. & Other Operating Expenses	640,800.00	54,394.00	638,507.50	2,292.50	
50201010-00: Traveling Expenses (Local)	2,020,922.50	63,968.00	964,534.50	1,066,388.00	
50202010-00: Training Expenses	264,994.40	96,634.40	264,994.40	-	
50203010-00: Office Supplies Expenses	259,530.00	-	259,530.00	-	
50203080-00: Medical, Dental and Laboratory Supplies Exp.	9,000.00	-	9,000.00	-	
5020*090-00: Gasoline, Oil and Lubricants Expenses	139,133.05	33,000.00	33,000.00	106,133.05	
5020210-03: Semi Expendable ICT Equipment	2,650.00	-	-	2,650.00	
50203210-99: Semi Expendable Other Machinery Equipment	74,997.00	-	37,500.00	37,497.00	
50203220-01 : Semi Expendable Furniture & Fixtures	112,140.00	-	53,603.77	58,536.23	
50203990-00: Other Supplies Expenses	30,000.00	779.22	8,063.15	21,936.65	
50204010-00: Water Expenses	77,298.00	4,324.08	25,442.37	51,855.63	
50204020-00: Electricity Expenses	11,880.00	-	-	11,880.00	
50205010-00: Postage and Deliveries	381,450.00	-	209,292.00	172,158.00	
50205020-01 : Telephone Expenses-Mobile	32,500.00	-	-	32,500.00	
50205030-00 : Internet expenses	14,291,933.52	911,650.62	6,113,445.36	8,178,488.16	
50211990-00: Other Professional Services	288,231.03	-	288,231.03	-	
50213060-01: RM - Motor Vehicle	124,866.00	-	72,386.00	52,500.00	
50215020-00: Fidelity Bond Premiums	74,494.00	18,440.65	18,440.65	56,053.35	
50215030-00: Insurance Expenses	201,250.00	-	-	201,250.00	
50216010-00: Labor and Wages	148,000.00	47,000.00	72,000.00	76,000.00	
502299010-00: Advertising Expense	32,400.00	-	26,716.00	5,684.00	
502299020-00: Printing & Publication Expenses	137,872.00	24,000.00	132,168.00	5,704.00	
502299030-00: Representation Expenses	1,647,928.50	-	1,629,960.00	17,968.50	
502299050-01: Rents - Buildings & Structures	1,481,500.00	8,265,400.00	1,458,145.00	3,355.00	
502299050-03: Rents - Motor Vehicles	556,270.00	-	438,903.42	117,366.58	
50229990-02: Other MOOE	68,826,032.80	8,800,776.98	12,006,142.82	56,819,889.98	17.44%
1.b 330100100001000 - Climate Change Adaptation & Mitigation (CCAM) FY 2022	68,826,032.80	8,800,776.98	12,006,142.82	56,819,889.98	17.44%
Maint. & Other Operating Expenses	210,780.00	-	210,780.00	-	
50203080-00: Medical, Dental and Laboratory Supplies Exp.	15,500.00	-	-	15,500.00	
50203990-00: Other Supplies Expenses	40,000.00	-	-	40,000.00	
50204020-00: Electricity Expenses	183,900.00	-	183,900.00	-	
50205020-01: Telephone Expenses-Mobile	42,000.00	42,000.00	42,000.00	-	
50213060-01: RM - Motor Vehicle	7,177,362.80	493,376.98	3,304,062.82	3,873,299.98	
50211990-00: Other Professional Services	61,118,500.00	8,265,400.00	8,265,400.00	52,853,100.00	
50214990-00: Subsidies - Others	37,990.00	-	-	37,990.00	
502299030-00: Representation Expenses	16,486,800.00	693,110.96	6,077,611.16	10,409,188.84	36.86%
3. 330100100003000 - Quick Response Fund	16,486,800.00	693,110.96	6,077,611.16	10,409,188.84	36.86%
Maint. & Other Operating Expenses	634,800.00	183,935.00	183,935.00	450,865.00	
50201010-00: Traveling Expenses (Local)	5,649,000.00	509,175.96	1,489,676.16	4,159,323.84	
50203060-00: Welfare Goods Expenses	105,000.00	-	-	105,000.00	
50203210-99: Semi Expendable Other Machinery Equipment	60,000.00	-	-	60,000.00	
50203990-00: Other Supplies Expenses	4,920,000.00	-	-	4,920,000.00	
50299040-00: Transportation and Delivery Expenses	4,404,000.00	-	4,404,000.00	-	
50299050-01: Rents - Buildings & Structures	714,000.00	-	-	714,000.00	
50299990-02: Other MOOE	3,752,786.73	2,639,571.49	2,774,304.49	978,482.24	73.93%
5. 330100200001000 - Implementation and Monitoring of PAMANA Program Peace and Development	3,752,786.73	2,639,571.49	2,774,304.49	978,482.24	73.93%
Maint. & Other Operating Expenses	78,295.00	(675.00)	2,774,304.49	978,482.24	
50201010-00: Traveling Expenses (Local)	670,850.00	289,632.00	289,632.00	381,218.00	
50202010-00: Training Expenses	25,000.00	3,455.00	25,000.00	-	
50203080-00: Medical, Dental and Laboratory Supplies Exp.	55,505.00	(723.00)	46,844.00	8,661.00	
50205020-01: Telephone Expenses-Mobile	622,912.00	47,657.76	47,657.76	575,254.24	
50211990-00: Other Professional Services	2,300,224.73	2,300,224.73	2,300,224.73	-	
50214990-00: Subsidies - Others	34,151,865.00	-	-	34,151,865.00	
502299030-00: Representation Expenses	18,000.00	-	-	18,000.00	
Sub-total, OO 3	146,239,544.53	13,387,650.40	33,601,921.62	112,637,622.91	22.98%
OO 4 : Continuing compliance of Social Welfare and Development Agencies (SWDAs) to standards in the delivery of social welfare services ensured					
1. 340100100001000 - Standards-setting, licensing, accreditation and monitoring	1,077,930.00	25,419.73	563,147.73	514,782.27	52.24%
Maint. & Other Operating Expenses	1,077,930.00	25,419.73	563,147.73	514,782.27	
50201010-00: Traveling Expenses (Local)	169,649.00	-	71,046.00	98,603.00	
50202010-00: Training Expenses	309,404.00	-	242,804.00	66,600.00	
50203010-00: Office Supplies Expenses	19,575.00	-	-	19,575.00	
50211990-00: Other Professional Services	264,302.00	25,419.73	76,297.73	188,004.27	

PIA/PI ALLOTMENT CLASS/ OBJECT OF EXPENDITURE	ALLOTMENT RECEIVED	OBLIGATIONS INCURRED		UNOBLIGATED BALANCE OF ALLOTMENT	% OF UTILIZATION
		THIS REPORT	TO DATE		
50214990-00: Subsidies - Others	142,000.00	-	-	142,000.00	
50299030-00: Representation Expenses	75,000.00	-	75,000.00	-	
50299050-03: Rents - Motor Vehicles	98,000.00	-	98,000.00	-	
Sub-total, OO 4	1,077,930.00	25,419.73	563,147.73	514,782.27	52.24%
OO 5 : Delivery of Social Welfare and Development (SWD) programs by LGUs through Local Social Welfare and Development Offices (LSWDOs) improved					
SOCIAL WELFARE AND DEVELOPMENT TECHNICAL ASSISTANCE AND RESOURCE AUGMENTATION PROGRAM					
2. 350100100002000 - Provision of capability training programs	23,200.00	-	-	23,200.00	0.00%
Maint. & Other Operating Expenses	23,200.00	-	-	23,200.00	
50202010-00: Training Expenses	23,200.00	-	-	23,200.00	
Sub-total, OO 5	23,200.00	-	-	23,200.00	0.00%
Sub-total, Operations	783,250,352.81	103,122,957.30	438,663,486.74	344,566,866.07	
Personnel Services	-	-	-	-	
Maint. & Other Operating Expenses	783,250,352.81	103,122,957.30	438,663,486.74	344,566,866.07	
TOTAL, PROGRAMS AND ACTIVITIES	840,242,562.85	105,618,600.64	452,899,689.02	387,342,873.83	
Personnel Services	-	-	-	-	
Maint. & Other Operating Expenses	840,242,562.85	105,618,600.64	452,899,689.02	387,342,873.83	
Capital Outlay	-	-	-	-	
B. AUTOMATIC APPROPRIATIONS					
GRAND TOTAL	840,242,562.85	105,618,600.64	452,899,689.02	387,342,873.83	53.90%
50101020-00: Salaries and Wages - Casual/Contractual	-	-	-	-	
50102990-14: Performance Based Bonus	-	-	-	-	
50201010-00: Traveling Expenses (Local)	7,134,510.14	677,756.50	3,164,179.00	3,970,331.14	
50202010-00: Training Expenses	7,251,419.00	488,874.16	3,133,174.46	4,118,244.54	
50202020-00: Scholarship Expenses	-	-	-	-	
50203010-00: Office Supplies Expenses	2,010,620.12	1,086,270.60	1,706,205.60	304,414.52	
50203020-00: Accountable Forms Expenses	-	-	-	-	
50203050-00: Food Supplies Expenses	1,359,800.00	190,034.84	830,547.35	529,252.65	
50203060-00: Welfare Goods Expenses	5,649,000.00	509,175.96	1,489,676.16	4,159,323.84	
50203070-00: Drugs and Medicines Expenses	47,579.00	9,188.25	40,067.25	7,511.75	
50203080-00: Medical, Dental and Laboratory Supplies Exp.	1,244,807.00	264,212.00	1,043,257.00	201,550.00	
50203090-00: Gasoline, Oil and Lubricants Expenses	960,919.10	119,122.38	946,472.42	14,446.68	
50203210-02: Semi Expendable Office Equipment	5,000.00	-	-	5,000.00	
50203210-03: Semi Expendable ICT Equipment	1,119,659.05	580,555.08	580,555.08	539,103.97	
50203210-99: Semi Expendable Other Machinery Equipment	116,019.00	-	-	116,019.00	
50203220-01 : Semi Expendable Furniture & Fixtures	74,997.00	-	-	(112,938.00)	
50203990-00: Other Supplies Expenses	1,869,729.00	406,391.12	1,361,879.64	507,849.36	
50204010-00: Water Expenses	151,728.00	8,465.62	49,928.16	101,799.84	
50204020-00: Electricity Expenses	557,241.00	43,279.47	314,409.17	242,831.83	
50205010-00: Postage and Deliveries	96,400.00	5,317.00	25,058.00	71,342.00	
50205020-01: Telephone Expenses-Mobile	1,804,255.00	478,797.00	1,332,338.00	471,917.00	
50205020-02: Telephone Expenses-Landline	-	-	-	-	
50205030-00 : Internet expenses	760,333.00	-	510,585.00	249,748.00	
50206010-01: Awards/Rewards Expense	-	-	-	-	
50206020-00 : Prizes	126,000.00	-	-	126,000.00	
50211990-00: Other Professional Services	80,859,713.06	5,480,811.50	30,531,861.96	50,328,051.10	
50212020-00: Janitorial Services	590,609.36	-	590,609.36	-	
50212030-00: Security Services	995,626.00	-	995,626.00	-	
50213040-01: RM - Buildings	1,000,000.00	2,600.00	2,600.00	997,400.00	
50213040-99: RM - Other Structures	1,503,600.00	(51,954.92)	679,565.08	824,034.92	
50213050-03: RM - ICT Equipment	1,000,000.00	8,000.00	8,000.00	992,000.00	
50213050-99: RM - Other Machinery and Equipment	500,000.00	-	270,000.00	230,000.00	
50213060-01: RM - Motor Vehicle	837,666.03	167,248.04	763,315.07	74,350.96	
50213210-03: RM - Semi Expendable ICT Equipment	250,000.00	-	1,200.00	248,800.00	
50214990-00: Subsidies - Others	692,376,894.73	92,529,393.66	383,612,555.57	308,764,339.16	
50215010-00: Taxes, Dues and Licenses	-	-	-	-	
50215020-00: Fidelity Bond Premiums	1,064,121.00	224,549.52	619,234.52	444,886.48	
50215030-00: Insurance Expenses	517,359.00	27,054.56	27,054.56	490,304.44	
50216010-00: Labor and Wages	201,250.00	-	-	201,250.00	
50299010-00: Advertising Expense	741,496.00	183,000.00	542,496.00	199,000.00	
50299020-00: Printing & Publication Expenses	204,350.00	-	163,666.00	40,684.00	
50299030-00: Representation Expenses	1,577,267.00	276,291.00	941,055.00	636,212.00	
50299040-00: Transportation and Delivery Expenses	4,820,000.00	-	-	4,920,000.00	
50299050-01: Rents - Buildings & Structures	6,917,218.50	-	-	17,968.50	
50299050-03: Rents - Motor Vehicles	3,186,431.69	1,174,000.00	6,899,250.00	162,286.69	
50299070-99: Other Subscription Expenses	498,721.31	2,368.00	3,024,145.00	29,132.00	
50299070-01: ICT Software Subscription	5,605,780.00	704,860.30	5,156,734.88	449,045.12	
50299990-02: Other MOOE	2,554,443.76	22,993.00	885,063.42	1,669,380.34	
50604050-03: Info. and Communication Technology Eqp.	-	-	-	-	
GRAND TOTAL	840,242,562.85	105,618,600.64	452,899,689.02	387,342,873.83	53.90%

Certified Correct:


JOCELYN T. TUPENG
 Administrative Officer IV

Noted by:

ARNEL B. GARCIA, CESO II
 Regional Director

For the Regional Director:


ENRIQUE H. GASCON JR.
 Director in Charge for Administration

STATEMENT OF ALLOTMENT, OBLIGATIONS AND BALANCES
 As of June 30, 2022
 (in Pesos)

P/I/P/	ALLOTM ENT	DATE	Sub-ARO No.	UNIFIED ACCOUNT CODE STRUCTURE (UACS)	ALLOTMENT RECEIVED	OBLIGATIONS INCURRED		UNOBLIGATED BALANCE OF ALLOTMENT	% OF UTILIZATION	PURPOSE
						THIS REPORT	TO DATE			
A. AGENCY SPECIFIC BUDGET					840,242,562.85	105,618,600.64	452,899,689.02	387,342,873.83		
I. GENERAL ADMINISTRATION AND SUPPORT					20,000.00	-	19,224.80	775.20		
a. 100000100001000 - General Administration and Support Services					20,000.00	-	19,224.80	775.20	96.12%	
Maintenance and Other Operating Expenses					20,000.00	-	19,224.80	775.20		
Sub-Total					20,000.00	-	19,224.80	775.20		
Capital Outlay					-	-	-	-		
Sub-Total					-	-	-	-		
Sub-total, Gen. Adm. and Support					20,000.00	-	19,224.80	775.20		96.12%
II. SUPPORT TO OPERATIONS					21,719,215.04	2,470,223.61	13,653,829.75	8,065,385.29		
a. 200000100001000- Information and Communication Technology Service					15,857,166.00	2,083,399.41	9,017,271.73	6,839,894.27	56.87%	
Maintenance and Other Operating Expenses					15,857,166.00	2,083,399.41	9,017,271.73	6,839,894.27		
50201010-00: Traveling Expenses (Local)					165,900.00	8,100.00	80,900.00	85,000.00		
50202010-00: Training Expenses					105,240.00	7,600.00	79,840.00	25,400.00		
50203010-00: Office Supplies Expenses					343,750.00	387,410.00	387,410.00	(43,660.00)		
50203210-03: Semi Expensible ICT Equipment					750,000.00	524,555.08	524,555.08	225,444.92		
50205020-01: Telephone Expenses-Mobile					75,000.00	-	130,464.00	(55,464.00)		
50211990-00: Other Professional Services					5,143,036.00	415,178.03	2,092,372.77	3,050,663.23		
50213040-01: RM - Buildings					1,000,000.00	2,600.00	2,600.00	997,400.00		
50213040-99: RM - Other Structures					500,000.00	-	-	500,000.00		
50213050-03: RM - ICT Equipment					1,000,000.00	8,000.00	8,000.00	992,000.00		
50213050-99: RM - Other Machinery and Equipment					500,000.00	-	270,000.00	230,000.00		
50213210-03: RM - Semi Expensible ICT Equipment					250,000.00	-	1,200.00	248,800.00		
50299030-00: Representation Expenses					60,000.00	-	-	60,000.00		
50299070-01: ICT Software Subscription					5,605,780.00	704,806.30	5,156,734.88	449,045.12		
Sub-Total					15,498,706.00	2,058,249.41	8,734,076.73	6,764,629.27		
February 16, 2022					200000100001000(CTMS)-	50202010-00: Training Expenses	108,460.00	108,460.00	-	
March 16, 2022					200000100001000(CTMS)-	50213040-99: RM - Other Structures	250,000.00	250,000.00		
Sub-Total					50213040-99: RM - Other Structures	250,000.00	-	250,000.00		
FRONTLOADING					200000100001000(CTMS)-	50203220-01: Semi Expensible Furniture & Fixtures	-	150,435.00	(150,435.00)	
Sub-Total					50203990-00: Other Supplies Expenses	24,300.00	24,300.00	(24,300.00)		
Capital Outlay					-	-	-	-		
Sub-Total					-	-	-	-		
Release of allotment for the implementation of Information and Communication Technology Management Service (ICTMS) for CY 2022					200000100001000(CTMS)-	50213040-99: RM - Other Structures	2,600.00	997,400.00	56.87%	
Release of allotment to cover the funding requirements for the cascading of the case management guide for Insurgent Returnees dated February 4, 2022					100000100001000(GASS)-	50202010-00: Training Expenses	20,000.00	19,224.80	96.12%	
Sub-Total					50202010-00: Training Expenses	20,000.00	19,224.80	775.20		
Sub-total, Gen. Adm. and Support					20,000.00	-	19,224.80	775.20		96.12%
Sub-Total					20,000.00	-	19,224.80	775.20		96.12%

P/MT/ ENT	ALLOT/ MENT	DATE	Sub-ARO No.	UNIFIED ACCOUNT CODE STRUCTURE (UACS)	ALLOTMENT RECEIVED	OBLIGATIONS INCURRED		UNOBLIGATED BALANCE OF ALLOTMENT	% OF UTILIZATION	PURPOSE
						THIS REPORT	TO DATE			
				5029990-02: Other MOOE	24,886.04	-	-	-		
				Sub- Total	3,302,439.12	(46,022.68)	3,006,116.40	296,322.72		
				50201010-00: Traveling Expenses (Local)	112,416.00	4,500.00	4,500.00	107,916.00		
				50202010-00: Training Expenses	19,005.00	-	-	19,005.00		
				50203090-00: Gasoline, Oil and Lubricants Expenses	59,290.20	-	-	59,290.20		
				5029990-02: Other MOOE	22,050.72	2,500.00	2,500.00	19,550.72		
				Sub- Total	212,761.92	7,000.00	66,290.20	146,471.72		
				Locally-Funded Projects						
				f. 20000200001000 - National Household Targeting System for Poverty	985,000.00	305,250.00	641,028.00	343,972.00	65.08%	
				Maintenance and Other Operating Expenses	985,000.00	305,250.00	641,028.00	343,972.00		
				50202010-00: Training Expenses	120,200.00	38,250.00	76,250.00	43,950.00		
				5020390-00: Other Supplies Expenses	36,000.00	-	-	36,000.00		
				50299010-00: Advertising Expense	120,000.00	75,414.00	120,000.00	-		
				50299020-00: Printing & Publication Expenses	100,000.00	-	90,000.00	10,000.00		
				50299030-00: Representation Expenses	317,414.00	153,000.00	153,000.00	164,414.00		
				50299050-01: Rents - Buildings & Structures	-	-	-	-		
				50205020-01: Telephone Expenses-Mobile	27,800.00	-	24,192.00	3,608.00		
				50299010-00: Advertising Expense	38,586.00	38,586.00	38,586.00	-		
				50299050-03: Rents - Motor Vehicles	84,000.00	-	84,000.00	-		
				50299990-02: Other MOOE	141,000.00	-	55,000.00	86,000.00		
				Sub- Total	291,386.00	38,586.00	201,778.00	89,608.00		
				Subtotal, Support to Operations	21,719,215.04	2,470,223.61	13,653,829.75	8,065,385.29		
				OO 1 : Well-being of poor families improved	818,503,347.81	103,148,377.03	439,226,634.47	379,276,713.34		
				31010010002000 - Sustainable Livelihood Program	67,401,996.00	2,322,529.79	6,732,841.73	60,668,754.27		
				Personnel Services	354,760.00	-	276,000.00	78,760.00	77.80%	
				Sub- Total	-	-	-	-		
				Maintenance and Other Operating Expenses	354,760.00	-	276,000.00	78,760.00		
				50201010-00: Traveling Expenses (Local)	78,760.00	-	-	78,760.00		
				50202010-00: Training Expenses	276,000.00	-	276,000.00	-		
				Sub- Total	354,760.00	-	276,000.00	78,760.00		
				31010010002000 - KALAHI-CIDSS-KKB	67,046,836.00	2,322,529.79	6,456,841.73	60,589,994.27	9.63%	
				Maintenance and Other Operating Expenses	67,046,836.00	2,322,529.79	6,456,841.73	60,589,994.27		
				Component 1: Investment Grants	46,350,000.00	58,474.16	58,474.16	46,291,525.84		
				Sub- Total	46,350,000.00	58,474.16	58,474.16	46,291,525.84		
				Component 2: Capacity Building and Implementation Support	11,177,606.00	1,401,185.33	2,500,761.33	8,676,844.67		
				50211990-00: Other Professional Services	1,876,663.20	552,074.80	1,486,898.80	389,764.40		
				50201010-00: Traveling Expenses (Local)	1,876,663.20	552,074.80	1,486,898.80	389,764.40		
				Sub- Total	1,876,663.20	552,074.80	1,486,898.80	389,764.40		
				February 9, 2022						
				31010020002000(KC-CAR-14)						
				Release of allotment to cover funds for Regional Implementation Activities of KC-KKB for FY 2022						
				Sub- Total	316,000.00	-	-	316,000.00		
				50202010-00: Training Expenses	316,000.00	-	-	316,000.00		

PM/PI ALLTMT ENT	DATE	Sub-ARO No.	UNIFIED ACCOUNT CODE STRUCTURE (UACS)	ALLOTMENT RECEIVED	OBLIGATIONS INCURRED		UNOBLIGATED BALANCE OF ALLOTMENT	% OF UTILIZATION	PURPOSE
					THIS REPORT	TO DATE			
	March 11, 2022	310100200002000(KC-KB)-02-2022-CAR-16	50203010-00: Office Supplies Expenses	220,000.00	125,794.52	125,794.52	94,205.48		Release of allotment of cover funds for Regional Implementation Activities of KC-KB for FY 2022
			50203080-00: Medical, Dental and Laboratory Supplies Exp.	424,317.00	260,757.00	314,217.00	110,100.00		Release of allotment of cover funds for Regional Implementation Activities of KC-KB for FY 2022
			50205020-01: Telephone Expenses-Mobile	214,200.00	2,160.00	94,862.00	119,338.00		Release of allotment of cover funds for Regional Implementation Activities of KC-KB for FY 2022
			50211990-00: Other Professional Services	7,236,425.80	403,236.01	403,236.01	6,833,189.79		Release of allotment of cover funds for Regional Implementation Activities of KC-KB for FY 2022
			Sub-Total	9,300,942.80	849,110.53	1,013,862.53	8,287,080.27		
Component 3: Project Management and Monitoring and Evaluation									
	09/02/2022	310100200002000(KC-KB)-02-2022-CAR-14	50211990-00: Other Professional Services	1,365,439.00	-	1,365,439.00	-		Release of allotment to cover funds for Regional Implementation Activities of KC-KB for FY 2022
			Sub-Total	1,365,439.00	-	1,365,439.00	-		
	March 11, 2022	310100200002000(KC-KB)-02-2022-CAR-16	50210101-00: Traveling Expenses (Local)	1,289,301.64	114,234.50	305,591.50	983,710.14		
			50203010-00: Training Expenses	101,550.00	3,750.00	3,750.00	97,800.00		
			50203090-00: Gasoline, Oil and Lubricants Expenses	191,478.00	-	125,000.00	191,478.00		
			50203990-00: Other Supplies Expenses	193,413.00	20,731.37	148,446.37	44,966.63		
			50204010-00: Water Expenses	64,461.00	2,015.31	14,796.31	49,664.69		
			50204020-00: Electricity Expenses	180,240.00	22,760.94	90,472.12	89,767.88		
			50205010-00: Postage and Deliveries	64,800.00	2,000.00	15,950.00	48,850.00		
			50205020-01: Telephone Expenses-Mobile	113,400.00	-	66,024.00	47,376.00		
			50205030-00: Internet expenses	425,433.00	-	208,185.00	217,248.00		
			50206020-00: Phones	126,000.00	-	-	126,000.00		
			50211990-00: Other Professional Services	3,745,347.00	313,044.32	352,822.35	3,392,524.65		Release of allotment of cover funds for Regional Implementation Activities of KC-KB for FY 2022
			50212020-00: Janitorial Services	96,136.36	-	96,136.36	-		
			50212030-00: Security Services	182,420.00	-	182,420.00	-		
			50213060-01: RM - Motor Vehicle	175,897.00	19,226.00	169,706.00	6,191.00		
			50215020-00: Fidelity Bond Premiums	12,774.00	-	-	12,774.00		
			50215030-00: Insurance Expenses	163,160.00	8,613.91	8,613.91	154,546.09		
			50299010-00: Advertising Expense	148,100.00	-	148,100.00	-		
			50299030-00: Representation Expenses	154,000.00	117,652.00	129,172.00	24,828.00		
			50299990-02: Other MOOE	10,320.00	-	-	10,320.00		
			Sub-Total	7,563,231.00	654,886.04	2,256,663.92	5,306,567.08		
	April 6, 2022	310100200002000(KC-KB)-02-2022-CAR-31	50202010-00: Training Expenses	46,800.00	-	-	46,800.00		Release of allotment to cover funds for NPMO-Initiated Activities of KC-KKB for FY 2022
			Sub-Total	46,800.00	-	-	46,800.00		
	June 21, 2022	310100200002000(KC-KB)-02-2022-CAR-16	50203090-00: Gasoline, Oil and Lubricants Expenses	80,000.00	51,794.26	65,553.32	14,446.68		
			50203990-00: Other Supplies Expenses	150,000.00	150,000.00	150,000.00	-		
			50299010-00: Advertising Expense	113,760.00	-	-	60,000.00		Reallocation Advice No. 2022-KC-KKB-R-CAR-013
			50299030-00: Representation Expenses	100,000.00	-	-	100,000.00		
			50299990-02: Other MOOE	100,000.00	6,190.00	6,190.00	93,810.00		
			Sub-Total	543,760.00	207,984.26	275,503.32	268,256.68		
			Sub-total, OO 1	67,401,596.00	2,322,529.79	6,732,841.73	60,668,754.27		
			OO 2 : Rights of the poor and vulnerable sectors promoted and protected	603,761,077.28	87,412,777.11	398,328,723.39	205,432,353.89		
			RESIDENTIAL AND NON-RESIDENTIAL CARE SUB-PROGRAM	6,014,106.00	769,137.09	4,220,764.52	1,793,341.48		
			1. 320101100001000 - Provision of services for center-based clients	6,014,106.00	769,137.09	4,220,764.52	1,793,341.48		
			Maintenance and Other Operating Expenses	6,014,106.00	769,137.09	4,220,764.52	1,793,341.48	70.18%	
			50203050-00: Food Supplies Expenses	1,359,800.00	190,034.84	830,547.35	529,252.65		
			50203070-00: Drugs and Medicines Expenses	18,700.00	-	-	18,700.00		
			50203080-00: Medical, Dental and Laboratory Supplies Exp.	100,000.00	-	-	91,450.00		Release of allotment intended for the provision of services for Residential and Center-bases Clients.
			50203990-00: Other Supplies Expenses	781,560.00	211,359.75	505,913.50	275,646.50		

P/APP/ALLOTM ENT	DATE	Sub-ARO No.	UNIFIED ACCOUNT CODE STRUCTURE (UACS)	ALLOTMENT RECEIVED	OBLIGATIONS INCURRED		UNOBLIGATED BALANCE OF ALLOTMENT	% OF UTILIZATION	PURPOSE
					THIS REPORT	TO DATE			
			50214990-00: Subsidies - Others	2,091,670.00	176,509.17	1,301,424.34	790,245.66		
			Sub- Total	4,351,730.00	587,092.01	2,657,623.44	1,694,106.56		
			50203010-00: Office Supplies Expenses	314,024.00	234,000.00	314,024.00	-		
			50299070-99: Other Subscription Expenses	65,000.00	-	65,000.00	-		
			320101100001000(CRCF-PMB)-2022-CAR-2	177,276.00	-	177,276.00	-		Reallocation Advice No. 2022-CRCF-PMB-R-CAR-4
			50212020-00: Janitorial Services	327,276.00	-	327,276.00	-		
			50212030-00: Security Services	753,600.00	(51,954.92)	679,565.08	74,034.92		
			50213040-99: RM - Other Structures	1,637,176.00	182,045.08	1,563,141.08	74,034.92		
			Sub- Total	10,200.00	-	10,200.00	-		
	June 30, 2022		320101100001000(CRCF-PMB)-2022-CAR-28	10,200.00	-	10,200.00	-		Release of allotment intended for the Kwentuhan at Kamustahan: Pagpulong ng mga Kawani ng SerbisyongSikolohikal ng Kagawaran 2022
			Sub- Total	15,000.00	-	15,000.00	-		
			50202010-00: Training Expenses	15,000.00	-	15,000.00	-		Release of allotment intended for the capacity building for Psychological services staff (skills management)for psychologists, psychometrists and activity therapists/coordinators
			Sub- Total	15,000.00	-	15,000.00	-		
			Capital Outlay	-	-	-	-		
			Sub- Total	-	-	-	-		
			SUPPLEMENTARY FEEDING SUB-PROGRAM	3,177,882.00	566,975.00	566,975.00	2,610,907.00		
			2. 320102100001000 - Supplementary Feeding Program	3,177,882.00	566,975.00	566,975.00	2,610,907.00	17.84%	
			Maintenance and Other Operating Expenses	3,177,882.00	566,975.00	566,975.00	2,610,907.00		
			50201010-00: Traveling Expenses (Local)	445,674.00	-	445,674.00	445,674.00		
			50203010-00: Office Supplies Expenses	70,000.00	-	70,000.00	70,000.00		
			50205020-01: Telephone Expenses-Mobile	61,200.00	-	61,200.00	61,200.00		
			50211990-00: Other Professional Services	1,959,008.00	-	1,959,008.00	1,959,008.00		
			50299030-00: Representation Expenses	42,000.00	-	42,000.00	42,000.00		
			50299050-03: Rents - Motor Vehicles	550,000.00	-	550,000.00	550,000.00		
			Sub- Total	3,127,882.00	561,880.00	561,880.00	2,566,002.00		
	June 16, 2022		320102-10000-1000(SFP)-2022-CAR-2	50,000.00	5,095.00	5,095.00	44,905.00		Reallocation Advice No. 2022-SFP-R-CAR-1
			50299990-02: Other MOOE	50,000.00	5,095.00	5,095.00	44,905.00		
			Sub- Total	50,000.00	5,095.00	5,095.00	44,905.00		
			SOCIAL WELFARE FOR SENIOR CITIZENS SUB-PROGRAM	9,438,012.00	1,038,941.67	5,411,959.56	4,026,052.44		
			4. 320103100002000 - IMPLEMENTATION OF RA 10868 or THE CENTENARIANS ACT OF 2016	9,438,012.00	1,038,941.67	5,411,959.56	4,026,052.44	57.34%	
			Maintenance and Other Operating Expenses	9,438,012.00	1,038,941.67	5,411,959.56	4,026,052.44		
	January 27, 2022		320103100002000(Centena nan)-2022-CAR-3	419,502.00	31,231.67	193,449.56	226,052.44		Release of Allotment for the implementation of the Centenan Program.
			50214990-00: Subsidies - Others	9,000,000.00	1,000,000.00	5,200,000.00	3,800,000.00		
			Sub- Total	10,800.00	-	10,800.00	-		
	March 16, 2022		320103100002000(Centena nan)-2022-CAR-3	10,800.00	-	10,800.00	-		Reallocation Advice No. 2022-CENTENARIAN-R-CAR-1
			50205020-01: Telephone Expenses-Mobile	10,800.00	-	10,800.00	-		
			Sub- Total	7,710.00	7,710.00	7,710.00	-		
	June 20, 2022		320103100002000(Centena nan)-2022-CAR-3	7,710.00	7,710.00	7,710.00	-		Reallocation Advice No. 2022-Centenan-R-CAR-3
			50203090-00: Gasoline, Oil and Lubricants Expenses	7,710.00	7,710.00	7,710.00	-		
			Sub- Total	568,481,000.00	83,157,613.28	380,295,392.59	188,185,607.41	66.90%	
			5. a. 320104100001000 - Protective Services Program PSP-AICS	568,481,000.00	83,157,613.28	380,295,392.59	188,185,607.41	66.90%	
			5. a.1 320104100001000 - Protective Services Program PSP-AICS - Regular	568,481,000.00	83,157,613.28	380,295,392.59	188,185,607.41	66.90%	
			Maintenance and Other Operating Expenses	850,800.00	-	850,800.00	-		
			50201010-00: Traveling Expenses (Local)	850,800.00	-	850,800.00	-		
			Sub- Total	450,400.00	9,750.00	173,150.00	277,250.00		
			50203010-00: Office Supplies Expenses	482,326.72	211,573.68	340,532.68	141,794.04		
			50203070-00: Drugs and Medicines Expenses	28,879.00	-	28,879.00	-		

PIAFI ALLOTM ENT	DATE	SUB-ARO NO.	UNIFIED ACCOUNT CODE STRUCTURE (UACS)	ALLOTMENT RECEIVED	OBLIGATIONS INCURRED		UNOBLIGATED BALANCE OF ALLOTMENT	% OF UTILIZATION	PURPOSE
					THIS REPORT	TO DATE			
			50203080-00: Medical, Dental and Laboratory Supplies	225,180.00	-	225,180.00	-		
			Exp.						
			50203090-00: Gasoline, Oil and Lubricants Expenses	329,636.00	-	329,636.00	-		
			50203210-03: Semi Expendable ICT Equipment	230,526.00	23,000.00	23,000.00	207,526.00		
			50203210-99: Semi Expendable Other Machinery	8,369.00	-	-	8,369.00		
			Equipment						
			50203990-00: Other Supplies Expenses	521,116.00	-	479,616.00	41,500.00		Release of allotment for the implementation of Protective Services Program (PSP)
			50204010-00: Water Expenses	52,177.00	-	21,978.70	30,198.30		
			50204020-00: Electricity Expenses	234,147.00	16,194.45	172,938.68	61,208.32		
			50205010-00: Postage and Deliveries	19,720.00	3,317.00	9,108.00	10,612.00		
			50205020-01: Telephone Expenses-Mobile	507,600.00	430,992.00	430,992.00	76,608.00		
			50205030-00: Internet Expenses	302,400.00	-	302,400.00	-		
			50212020-00: Janitorial Services	187,197.00	-	187,197.00	-		
			50212030-00: Security Services	312,720.00	-	312,720.00	-		
			50211990-00: Other Professional Services	26,239,379.00	1,752,269.43	10,440,727.88	15,798,651.12		
			50213060-01: RM - Motor Vehicle	301,538.00	106,022.04	233,378.04	68,159.96		
			50214990-00: Subsidies - Others	50,081,000.00	18,000.00	50,032,477.84	48,522.16		Regular AICS
			50214990-00: Subsidies - Others	12,000,000.00	(11,600.00)	11,958,080.72	41,919.28		Matasakit Center
			50214990-00: Subsidies - Others	3,000,000.00	-	3,000,000.00	-		Matasakit Center-Apayao
			50214990-00: Subsidies - Others	5,000,000.00	-	5,000,000.00	-		Matasakit Center-Mountain Province
			50214990-00: Subsidies - Others	5,699,000.00	-	5,699,000.00	-		National Youth Commission
			50214990-00: Subsidies - Others	2,620,000.00	-	2,620,000.00	-		National Youth Commission-Apayao
			50214990-00: Subsidies - Others	600,000.00	-	600,000.00	-		National Youth Commission-Iligao
			50214990-00: Subsidies - Others	3,381,000.00	-	3,381,000.00	-		National Youth Commission-Mountain Province
			50215020-00: Fidelity Bond Premiums	921,899.00	224,549.52	542,286.52	379,612.48		
			50215030-00: Insurance Expenses	279,705.00	-	-	279,705.00		
			50299030-00: Representation Expenses	359,632.00	8,219.00	209,936.00	149,696.00		
			50299050-01: Rents - Buildings & Structures	865,290.00	-	865,290.00	-		
			50299050-03: Rents - Motor Vehicles	638,558.69	624,000.00	624,000.00	-		
			50299070-99: Other Subscription Expenses	131,890.00	-	131,890.00	14,558.69		Release of allotment for the implementation of Protective Services Program (PSP)
			50299990-02: Other MOOE	5,692.00	-	5,692.00	-		
			Sub- Total	119,867,777.41	3,421,958.52	102,128,616.35	17,739,161.06		
	January 28, 2022	320104100001000-P-SIF- AICS-2022-CAR-38	50212020-00: Janitorial Services	100,000.00	-	100,000.00	-		
			50212030-00: Security Services	123,210.00	-	123,210.00	-		Reallocation No. 2022-P-SIF-AICS-CAR-R-1
			50299070-99: Other Subscription Expenses	218,231.31	-	218,231.31	-		
			Sub- Total	441,441.31	-	441,441.31	-		
	June 20, 2022	320104100001000-P-SIF- AICS-2022-CAR-38	50201010-00: Traveling Expenses (Local)	677,594.50	189,765.00	467,359.50	210,235.00		
			50203090-00: Gasoline, Oil and Lubricants Expenses	194,186.78	-	194,186.78	-		Reallocation Advice No. 2022-P-SIF-R-CAR-26
			Sub- Total	871,781.28	189,765.00	661,546.28	210,235.00		
	March 18, 2022	320104100001000-P-SIF- AICS-2022-CAR-38	50214990-00: Subsidies - Others	1,880,000.00	-	1,880,000.00	-		Release of allotment for the implementation of the Protective Services Program.
			50214990-00: Subsidies - Others	6,580,000.00	(55,000.00)	6,519,849.87	60,150.13		(Apayao - Bulut, Elias Jr. C)
			50214990-00: Subsidies - Others	28,200,000.00	-	28,199,906.56	93.44		(Benguet - Fongwan, Nestor B.)
			50214990-00: Subsidies - Others	9,400,000.00	-	9,400,000.00	-		(Iligao - Chungalao, Solomon R.)
			50214990-00: Subsidies - Others	6,580,000.00	-	6,580,000.00	-		(Kalinga - Mangaoang, Allen Jessel)
			50214990-00: Subsidies - Others	470,000.00	-	470,000.00	-		(Mt. Province - Dalog, Maximo Jr. Y.)
			Sub- Total	53,110,000.00	(55,000.00)	53,049,756.43	60,243.57		
	January 31, 2022	320104100001000-P-SIF- AICS-2022-CAR-55	50214990-00: Subsidies - Others	4,750,000.00	-	4,750,000.00	-		Release of allotment for the implementation of Protective Services Program (PSP)
			50214990-00: Subsidies - Others	190,000.00	-	190,000.00	-		(Kabayan Partylist)
			Sub- Total	4,940,000.00	-	4,940,000.00	-		
	February 8, 2022	320104100001000-P-SIF- AICS-2022-CAR-70	50214990-00: Subsidies - Others	4,750,000.00	-	4,750,000.00	-		Release of allotment for the implementation of Protective Services Program (PSP)
			50214990-00: Subsidies - Others	190,000.00	-	190,000.00	-		(Sen. Bato Dela Rosa)
			Sub- Total	4,940,000.00	-	4,940,000.00	-		

P/AFI/ALLOTM ENT	DATE	Sub-ARO No.	UNIFIED ACCOUNT CODE STRUCTURE (UACS)	ALLOTMENT RECEIVED	OBLIGATIONS INCURRED		UNOBLIGATED BALANCE OF ALLOTMENT	% OF UTILIZATION	PURPOSE
					THIS REPORT	TO DATE			
	February 10, 2022		320104100001000-PSIF-AICS-2022-CAR-86	50214990-00: Subsidies - Others	1,000,000.00	-	1,000,000.00	-	Release of allotment for the implementation of Protective Services Program (PSP) (Sen. Montveros)
				50214990-00: Subsidies - Others	2,000,000.00	-	1,996,999.00	-	Release of allotment for the implementation of Protective Services Program (PSP) (Sen. Bato Data Rosa)
				50214990-00: Subsidies - Others	15,000,000.00	-	15,000,000.00	-	Release of allotment for the implementation of Protective Services Program (PSP) (Standby Funds)
				Sub- Total	18,250,000.00	-	3,246,999.00	15,003,001.00	
	February 23, 2022		320104100001000-PSIF-AICS-2022-CAR-132	50214990-00: Subsidies - Others	2,250,000.00	2,163,353.00	2,163,353.00	86,647.00	Release of allotment for the implementation of Protective Services Program (PSP) RECOBODA Partylist
				50214990-00: Subsidies - Others	300,000.00	220,000.00	270,693.32	29,306.68	Release of allotment for the implementation of Protective Services Program (PSP) SAGIP Partylist
				Sub- Total	2,550,000.00	2,383,353.00	2,434,046.32	115,953.68	
	February 28, 2022		320104100001000-PSIF-AICS-2022-CAR-148	50214990-00: Subsidies - Others	4,000,000.00	-	4,000,000.00	-	Release of implementation of the Assistance to individuals in Crisis Situation Program (AICS) Villanueva, Joel
				50214990-00: Subsidies - Others	1,000,000.00	-	1,000,000.00	-	Release of implementation of the Assistance to individuals in Crisis Situation Program (AICS) Rivera, Domingo C.
				Sub- Total	5,000,000.00	-	5,000,000.00	-	
				50214990-00: Subsidies - Others	15,000,000.00	928,057.00	14,997,057.00	2,943.00	Release of implementation of the Assistance to individuals in Crisis Situation Program (AICS) APAYAO - Bulut, Elias Jr.
				50214990-00: Subsidies - Others	15,000,000.00	-	15,000,000.00	-	Release of implementation of the Assistance to individuals in Crisis Situation Program (AICS) ABRA - Bernos, Joseph Sto. Nino
				50214990-00: Subsidies - Others	15,000,000.00	(69,416.00)	14,930,000.00	70,000.00	Release of implementation of the Assistance to individuals in Crisis Situation Program (AICS) BAGUIO - Go, Marquez
				50214990-00: Subsidies - Others	15,000,000.00	-	15,000,000.00	-	Release of implementation of the Assistance to individuals in Crisis Situation Program (AICS) IFUGAO - Chungalao, Solomon
				50214990-00: Subsidies - Others	15,000,000.00	(5,000.00)	14,995,000.00	5,000.00	Release of implementation of the Assistance to individuals in Crisis Situation Program (AICS) KALINGA - Mangaoang, Allen Jesse
				50214990-00: Subsidies - Others	10,000,000.00	709,000.00	10,000,000.00	-	Release of implementation of the Assistance to individuals in Crisis Situation Program (AICS) MOUNTAIN PROVINCE - Dalog, Maximo Jr.
				50214990-00: Subsidies - Others	1,000,000.00	-	1,000,000.00	-	Release of implementation of the Assistance to individuals in Crisis Situation Program (AICS) BHW - Co, Angelica Natasha
				Sub- Total	86,000,000.00	1,562,641.00	85,922,057.00	77,943.00	
	March 29, 2022		320104100001000-PSIF-AICS-2022-CAR-248	50214990-00: Subsidies - Others	12,250,000.00	10,223.86	12,250,000.00	-	Release of allotment for the implementation of Assistance to Individual in Crisis Situation Program (AICS) Sen. Binay
				50214990-00: Subsidies - Others	1,000,000.00	9,000.00	1,000,000.00	-	Release of allotment for the implementation of Assistance to Individual in Crisis Situation Program (AICS) Sen. Bong Revilla
				Sub- Total	13,250,000.00	19,223.86	13,250,000.00	-	
	March 31, 2022		320104100001000-PSIF-AICS-2022-CAR-264	50214990-00: Subsidies - Others	3,000,000.00	2,971,311.00	2,998,311.00	1,689.00	Release of allotment for the implementation of Assistance to Individual in Crisis Situation Program (AICS) Mayor Martha Danguy- Conner Apayao
				50214990-00: Subsidies - Others	5,000,000.00	150,000.00	272,000.00	4,728,000.00	Release of allotment for the implementation of Assistance to Individual in Crisis Situation Program (AICS) Gov. Lacwasan - Mountain Province
				Sub- Total	8,000,000.00	3,121,311.00	3,270,311.00	4,729,689.00	
	March 31, 2022		320104100001000-PSIF-AICS-2022-CAR-280	50214990-00: Subsidies - Others	5,000,000.00	20,000.00	669,705.00	4,330,295.00	Release of allotment for the implementation of Assistance to Individual in Crisis Situation Program (AICS) Cong. Bernos- Abra
				Sub- Total	5,000,000.00	20,000.00	669,705.00	4,330,295.00	
				50214990-00: Subsidies - Others	400,000.00	155,000.00	155,000.00	245,000.00	Release of allotment for the implementation of Assistance to Individual in Crisis Situation Program (AICS) RAM Partylist
				50214990-00: Subsidies - Others	5,000,000.00	-	347,000.00	4,653,000.00	Release of allotment for the implementation of Assistance to Individual in Crisis Situation Program (AICS) Cong Dalog-Mountain Province

P/AP/	ALLOTM	ENT	DATE	SUB-ARO No.	UNIFIED ACCOUNT CODE STRUCTURE (UACS)	ALLOTMENT RECEIVED	OBLIGATIONS INCURRED	TO DATE	UNOBLIGATED ALLOTMENT	% OF UTILIZATION	PURPOSE
			April 4, 2022	320104100001000-PSIF-ADOPTION-2022-CAR-296	50214990-00: Subsidies - Others	10,000,000.00	-	-	10,000,000.00		Release of allotment for the implementation of Assistance to Individual in Crisis Situation Program (AICS) Gov. Joy Bernos-Abra
					50214990-00: Subsidies - Others	700,000.00	-	-	596,800.00		Release of allotment for the implementation of Assistance to Individual in Crisis Situation Program (AICS) KABAYAN PARTYLIST/Ron Salo
					50214990-00: Subsidies - Others	32,300,000.00	10,595,382.90	31,325,827.81	974,172.19		Release of allotment for the implementation of Assistance to Individual in Crisis Situation Program (AICS) ACTCIS/Cong. Yap
					50214990-00: Subsidies - Others	3,000,000.00	-	434,000.00	2,566,000.00		Release of allotment for the implementation of Assistance to Individual in Crisis Situation Program (AICS) Corrit Guzman-Dolores Abra
			April 19, 2022	320104100001000-PSIF-ADOPTION-2022-CAR-353	50214990-00: Subsidies - Others	17,700,000.00	-	17,700,000.00	15,282,191.91		Release of allotment for the implementation of Assistance to Individual in Crisis Situation Program (AICS)
					Sub- Total	17,700,000.00	-	17,700,000.00	15,282,191.91		
			April 26, 2022	320104100001000-PSIF-ADOPTION-2022-CAR-403	50214990-00: Subsidies - Others	6,000,000.00	-	6,000,000.00	6,000,000.00		Release of allotment for the implementation of Assistance to Individual in Crisis Situation Program (AICS)
					Sub- Total	6,000,000.00	-	6,000,000.00	6,000,000.00		
			May 18, 2022	320104100001000-PSIF-ADOPTION-2022-CAR-458	50214990-00: Subsidies - Others	20,000,000.00	-	17,739,500.00	20,000,000.00		Release of allotment for the implementation of Assistance to Individual in Crisis Situation Program (AICS)
					Sub- Total	20,000,000.00	-	17,739,500.00	20,000,000.00		
			May 26, 2022	320104100001000-PSIF-ADOPTION-2022-CAR-479	50214990-00: Subsidies - Others	5,000,000.00	-	5,000,000.00	5,000,000.00		Release of allotment for the implementation of Assistance to Individual in Crisis Situation Program (AICS)
					Sub- Total	5,000,000.00	-	5,000,000.00	5,000,000.00		
			May 31, 2022	320104100001000-PSIF-ADOPTION-2022-CAR-492	50214990-00: Subsidies - Others	50,000,000.00	44,004,478.00	44,004,478.00	5,995,522.00		Release of allotment for the implementation of Assistance to Individual in Crisis Situation Program (AICS)
					Sub- Total	50,000,000.00	44,004,478.00	44,004,478.00	5,995,522.00		
			June 20, 2022	320104100001000-PSIF-ADOPTION-2022-CAR-544	50214990-00: Subsidies - Others	95,000,000.00	-	95,000,000.00	95,000,000.00		Release of allotment for the implementation of Assistance to Individual in Crisis Situation Program (AICS)
					Sub- Total	95,000,000.00	-	95,000,000.00	95,000,000.00		
			June 20, 2022	320104100001000-PSIF-ADOPTION-2022-CAR-560	50214990-00: Subsidies - Others	5,000,000.00	-	5,000,000.00	5,000,000.00		Release of allotment for the implementation of Assistance to Individual in Crisis Situation Program (AICS)
					Sub- Total	5,000,000.00	-	5,000,000.00	5,000,000.00		
			June 20, 2022	320104100001000-PSIF-ADOPTION-2022-CAR-584	50214990-00: Subsidies - Others	500,000.00	-	500,000.00	500,000.00		Release of allotment for the implementation of Assistance to Individual in Crisis Situation Program (AICS)
					Sub- Total	500,000.00	-	500,000.00	500,000.00		
			June 30, 2022	320104100001000-PSIF-ADOPTION-2022-CAR-593	50214990-00: Subsidies - Others	600,000.00	-	600,000.00	600,000.00		Release of allotment for the implementation of Assistance to Individual in Crisis Situation Program (AICS)
					Sub- Total	600,000.00	-	600,000.00	600,000.00		
			January 7, 2022	320104100001000-PSIF-ADOPTION-2022-CAR-2	50219900-00: Other Professional Services	3,474,870.60	274,766.50	1,172,792.25	2,302,078.35		Release of allotment for the implementation of Adoption Resource and Referral Division (ARRD)
					50219900-00: Subsidies - Others	3,480,000.00	278,000.00	1,790,000.00	1,690,000.00		
					50299890-02: Other MOOE	399,050.00	-	68,300.00	330,750.00		
					Sub- Total	7,379,120.60	577,966.50	3,056,292.25	4,322,828.35		
			March 15, 2022	320104100001000-PSIF-ADOPTION-2022-CAR-2	50201010-00: Traveling Expenses (Local)	150,000.00	-	24,300.00	125,700.00		Reallocation Advice No. 2022-FSIF-R-CAR-5
					50299010-00: Advertising Expense	50,000.00	-	50,000.00	-		
					Sub- Total	200,000.00	-	74,300.00	125,700.00		
			June 20, 2022	320104100001000-PSIF-ADOPTION-2022-CAR-2	50203090-00: Gasoline, Oil and Lubricants Expenses	59,618.12	59,618.12	59,618.12	-		Reallocation Advice No. 2022-PSIF-R-CAR-19
					50299050-03: Rents - Motor Vehicles	121,500.00	-	-	121,500.00		
					Sub- Total	381,118.12	59,618.12	59,618.12	321,500.00	51.84%	
					5.c 320104100001000 - Protective Services Program PSF-COMMUNITY BASED	7,464,068.00	1,159,139.09	3,869,150.71	3,594,917.29		Maintenance and Other Operating Expenses
					Women and Family	7,464,068.00	1,159,139.09	3,869,150.71	3,594,917.29		
						750,000.00	144,278.00	595,688.00	154,312.00		

P/MTM ALLOTM ENT	DATE	Sub-AR No.	UNIFIED ACCOUNT CODE STRUCTURE (UACS)	ALLOTMENT RECEIVED	OBLIGATIONS INCURRED		UNOBLIGATED BALANCE OF ALLOTMENT	% OF UTILIZATION	PURPOSE
					THIS REPORT	TO DATE			
	February 11, 2022	320104100001000(P/SIF- Combed)-2022-CAR-102	50214990-00: Subsidies - Others 50214990-00: Subsidies - Others	150,000.00 300,000.00	12,600.00 15,000.00	124,110.00 230,000.00	25,890.00 70,000.00		Yakap Bayan Support to Solo Parents, Heads of Family and in Especially Difficult Circumstances Yakap Bayan
	February 11, 2022	320104100001000(P/SIF- Combed)-2022-CAR-102	50299990-02: Other MOOE 50299990-02: Other MOOE	25,000.00 25,000.00	- -	25,000.00 25,000.00	- -		Yakap Bayan Women's Month Celebration (Field Office Augmentation) 18-day Campaign to End VAW (Field Office Augmentation) International Day Families (IDF) (Field Office) augmentation support (50,000 /to)
	February 11, 2022	320104100001000(P/SIF- Combed)-2022-CAR-102	50299990-02: Other MOOE 50299990-02: Other MOOE	18,208.00 50,000.00	18,208.00 50,000.00	18,208.00 50,000.00	31,792.00 129,312.00		Reallocation Advise No.2022-PSIF-R-CAR-7 National Family Week Celebration (Field Office) (50,000/FO)
	February 11, 2022	320104100001000(P/SIF- Combed)-2022-CAR-102	50299990-02: Other MOOE 50299990-02: Other MOOE	25,000.00 25,000.00	- -	25,000.00 25,000.00	- -		Reallocation Advise No.2022-PSIF-R-CAR-7
	February 11, 2022	320104100001000(P/SIF- Combed)-2022-CAR-102	50214990-00: Subsidies - Others 50214990-00: Subsidies - Others	1,000,000.00 1,000,000.00	155,000.00 155,000.00	255,000.00 255,000.00	745,000.00 745,000.00		Community and Other Special Concerns Family - Peace and Development PREW (PAMANA, EO 70/kapatiran) Comprehensive Psychosocial Care and Support Interventions for Persons Affected with HIV/AIDS
	February 11, 2022	320104100001000(P/SIF- Combed)-2022-CAR-102	50214990-00: Subsidies - Others 50214990-00: Subsidies - Others	700,000.00 700,000.00	- -	700,000.00 700,000.00	- -		Comprehensive Assistance and Practical Support Interventions to Individuals / Claimants of Protection Against and Redress from Human Rights Violations (VAWC, Enforced Disappearance), Former Rebels, and/or Conflict-Affected and - Persons of Concerns, namely: Asylum Seekers, Refugees and Stateless Persons; 2018, AO 10, s. 2018, NSP 2018, NSP 2017-2022) Vulnerable Individuals, Families and Communities (EO 70, s. 2018, EO 79, s.
	February 11, 2022	320104100001000(P/SIF- Combed)-2022-CAR-102	50299990-02: Other MOOE 50299990-02: Other MOOE	25,000.00 25,000.00	- -	15,250.00 9,750.00	9,750.00 25,000.00		PLHIV World AIDS Days (Fos Augmentation) PLHIV Candlelight Memorial (Field Offices Augmentation)
	February 11, 2022	320104100001000(P/SIF- Combed)-2022-CAR-102	50203010-00: Office Supplies Expenses 50203010-00: Office Supplies Expenses	45,000.00 20,000.00	5,110.00 20,000.00	45,000.00 20,000.00	- -		Women, Family, & Community Women, Family, & Community
	February 11, 2022	320104100001000(P/SIF- Combed)-2022-CAR-102	50203010-00: Office Supplies Expenses (Local) 50203010-00: Office Supplies Expenses	1,362,726.80 24,000.00	110,138.44 390.00	1,252,588.36 23,450.00	769,488.05 550.00		Children - SHIELD Monitoring to LGUs (PDO II) (2,000 x 6 months)
	February 11, 2022	320104100001000(P/SIF- Combed)-2022-CAR-102	50214990-00: Subsidies - Others 50214990-00: Subsidies - Others	500,000.00 200,000.00	- -	150,000.00 100,960.00	- -		Office Supplies for Field Offices (20,000/ per fo) 1 PDO II per Field Offices (Pnp600 x 12 months) 1 PDO II (36,501 + Premium + Gravity Pay) per Field Offices
	February 11, 2022	320104100001000(P/SIF- Combed)-2022-CAR-102	50214990-00: Subsidies - Others 50214990-00: Subsidies - Others	500,000.00 200,000.00	- -	150,000.00 100,960.00	- -		Support Services to Child Laborers and their Families(Pnp500 x 10 months (January-March and June-December 2022) x 100 Child Laborer) Capacity Building of Beneficiaries (100 child laborer x 2,000) Children - SHIELD
	February 11, 2022	320104100001000(P/SIF- Combed)-2022-CAR-102	50299990-02: Other MOOE 50299990-02: Other MOOE	1,265,210.56 16,000.00	79,457.04 12,000.00	466,724.51 4,000.00	799,486.05 4,000.00		Children - MTA Regional Inter Agency Meeting (4 quarter x 10pax x 400)
	February 11, 2022	320104100001000(P/SIF- Combed)-2022-CAR-102	50203010-00: Office Supplies Expenses (Local) 50203010-00: Office Supplies Expenses	24,000.00 20,000.00	390.00 -	23,450.00 20,000.00	550.00 -		Traveling Expenses (Local) Traveling Expenses (Local)
	February 11, 2022	320104100001000(P/SIF- Combed)-2022-CAR-102	50211990-00: Other Professional Services 50205020-01: Telephone Expenses-Mobile	448,010.56 7,200.00	57,067.04 -	122,314.51 -	325,696.05 7,200.00		Traveling Expenses (Local) Traveling Expenses (Local)
	February 11, 2022	320104100001000(P/SIF- Combed)-2022-CAR-102	50214990-00: Subsidies - Others 50214990-00: Subsidies - Others	500,000.00 200,000.00	- -	150,000.00 100,960.00	- -		Traveling Expenses (Local) Traveling Expenses (Local)
	February 11, 2022	320104100001000(P/SIF- Combed)-2022-CAR-102	50299990-02: Other MOOE 50299990-02: Other MOOE	1,265,210.56 1,362,726.80	79,457.04 110,138.44	466,724.51 769,488.58	799,486.05 593,438.22		Traveling Expenses (Local) Traveling Expenses (Local)
	February 11, 2022	320104100001000(P/SIF- Combed)-2022-CAR-102	50299990-02: Other MOOE 50299990-02: Other MOOE	25,000.00 25,000.00	- -	15,250.00 9,750.00	9,750.00 25,000.00		Traveling Expenses (Local) Traveling Expenses (Local)
	February 11, 2022	320104100001000(P/SIF- Combed)-2022-CAR-102	50299990-02: Other MOOE 50299990-02: Other MOOE	25,000.00 25,000.00	- -	15,250.00 9,750.00	9,750.00 25,000.00		Traveling Expenses (Local) Traveling Expenses (Local)
	February 11, 2022	320104100001000(P/SIF- Combed)-2022-CAR-102	50299990-02: Other MOOE 50299990-02: Other MOOE	25,000.00 25,000.00	- -	15,250.00 9,750.00	9,750.00 25,000.00		Traveling Expenses (Local) Traveling Expenses (Local)
	February 11, 2022	320104100001000(P/SIF- Combed)-2022-CAR-102	50299990-02: Other MOOE 50299990-02: Other MOOE	25,000.00 25,000.00	- -	15,250.00 9,750.00	9,750.00 25,000.00		Traveling Expenses (Local) Traveling Expenses (Local)
	February 11, 2022	320104100001000(P/SIF- Combed)-2022-CAR-102	50299990-02: Other MOOE 50299990-02: Other MOOE	25,000.00 25,000.00	- -	15,250.00 9,750.00	9,750.00 25,000.00		Traveling Expenses (Local) Traveling Expenses (Local)
	February 11, 2022	320104100001000(P/SIF- Combed)-2022-CAR-102	50299990-02: Other MOOE 50299990-02: Other MOOE	25,000.00 25,000.00	- -	15,250.00 9,750.00	9,750.00 25,000.00		Traveling Expenses (Local) Traveling Expenses (Local)
	February 11, 2022	320104100001000(P/SIF- Combed)-2022-CAR-102	50299990-02: Other MOOE 50299990-02: Other MOOE	25,000.00 25,000.00	- -	15,250.00 9,750.00	9,750.00 25,000.00		Traveling Expenses (Local) Traveling Expenses (Local)
	February 11, 2022	320104100001000(P/SIF- Combed)-2022-CAR-102	50299990-02: Other MOOE 50299990-02: Other MOOE	25,000.00 25,000.00	- -	15,250.00 9,750.00	9,750.00 25,000.00		Traveling Expenses (Local) Traveling Expenses (Local)
	February 11, 2022	320104100001000(P/SIF- Combed)-2022-CAR-102	50299990-02: Other MOOE 50299990-02: Other MOOE	25,000.00 25,000.00	- -	15,250.00 9,750.00	9,750.00 25,000.00		Traveling Expenses (Local) Traveling Expenses (Local)
	February 11, 2022	320104100001000(P/SIF- Combed)-2022-CAR-102	50299990-02: Other MOOE 50299990-02: Other MOOE	25,000.00 25,000.00	- -	15,250.00 9,750.00	9,750.00 25,000.00		Traveling Expenses (Local) Traveling Expenses (Local)
	February 11, 2022	320104100001000(P/SIF- Combed)-2022-CAR-102	50299990-02: Other MOOE 50299990-02: Other MOOE	25,000.00 25,000.00	- -	15,250.00 9,750.00	9,750.00 25,000.00		Traveling Expenses (Local) Traveling Expenses (Local)
	February 11, 2022	320104100001000(P/SIF- Combed)-2022-CAR-102	50299990-02: Other MOOE 50299990-02: Other MOOE	25,000.00 25,000.00	- -	15,250.00 9,750.00	9,750.00 25,000.00		Traveling Expenses (Local) Traveling Expenses (Local)
	February 11, 2022	320104100001000(P/SIF- Combed)-2022-CAR-102	50299990-02: Other MOOE 50299990-02: Other MOOE	25,000.00 25,000.00	- -	15,250.00 9,750.00	9,750.00 25,000.00		Traveling Expenses (Local) Traveling Expenses (Local)
	February 11, 2022	320104100001000(P/SIF- Combed)-2022-CAR-102	50299990-02: Other MOOE 50299990-02: Other MOOE	25,000.00 25,000.00	- -	15,250.00 9,750.00	9,750.00 25,000.00		Traveling Expenses (Local) Traveling Expenses (Local)
	February 11, 2022	320104100001000(P/SIF- Combed)-2022-CAR-102	50299990-02: Other MOOE 50299990-02: Other MOOE	25,000.00 25,000.00	- -	15,250.00 9,750.00	9,750.00 25,000.00		Traveling Expenses (Local) Traveling Expenses (Local)
	February 11, 2022	320104100001000(P/SIF- Combed)-2022-CAR-102	50299990-02: Other MOOE 50299990-02: Other MOOE	25,000.00 25,000.00	- -	15,250.00 9,750.00	9,750.00 25,000.00		Traveling Expenses (Local) Traveling Expenses (Local)
	February 11, 2022	320104100001000(P/SIF- Combed)-2022-CAR-102	50299990-02: Other MOOE 50299990-02: Other MOOE	25,000.00 25,000.00	- -	15,250.00 9,750.00	9,750.00 25,000.00		Traveling Expenses (Local) Traveling Expenses (Local)
	February 11, 2022	320104100001000(P/SIF- Combed)-2022-CAR-102	50299990-02: Other MOOE 50299990-02: Other MOOE	25,000.00 25,000.00	- -	15,250.00 9,750.00	9,750.00 25,000.00		Traveling Expenses (Local) Traveling Expenses (Local)
	February 11, 2022	320104100001000(P/SIF- Combed)-2022-CAR-102	50299990-02: Other MOOE 50299990-02: Other MOOE	25,000.00 25,000.00	- -	15,250.00 9,750.00	9,750.00 25,000.00		Traveling Expenses (Local) Traveling Expenses (Local)
	February 11, 2022	320104100001000(P/SIF- Combed)-2022-CAR-102	50299990-02: Other MOOE 50299990-02: Other MOOE	25,000.00 25,000.00	- -	15,250.00 9,750.00	9,750.00 25,000.00		Traveling Expenses (Local) Traveling Expenses (Local)
	February 11, 2022	320104100001000(P/SIF- Combed)-2022-CAR-102	50299990-02: Other MOOE 50299990-02: Other MOOE	25,000.00 25,000.00	- -	15,250.00 9,750.00	9,750.00 25,000.00		Traveling Expenses (Local) Traveling Expenses (Local)
	February 11, 2022	320104100001000(P/SIF- Combed)-2022-CAR-102	50299990-02: Other MOOE 50299990-02: Other MOOE	25,000.00 25,000.00	- -	15,250.00 9,750.00	9,750.00 25,000.00		Traveling Expenses (Local) Traveling Expenses (Local)
	February 11, 2022	320104100001000(P/SIF- Combed)-2022-CAR-102	50299990-02: Other MOOE 50299990-02: Other MOOE	25,000.00 25,000.00	- -	15,250.00 9,750.00	9,750.00 25,000.00		Traveling Expenses (Local) Traveling Expenses (Local)
	February 11, 2022	320104100001000(P/SIF- Combed)-2022-CAR-102	50299990-02: Other MOOE 50299990-02: Other MOOE	25,000.00 25,000.00	- -	15,250.00 9,750.00	9,750.00 25,000.00		Traveling Expenses (Local) Traveling Expenses (Local)
	February 11, 2022	320104100001000(P/SIF- Combed)-2022-CAR-102	50299990-02: Other MOOE 50299990-02: Other MOOE	25,000.00 25,000.00	- -	15,250.00 9,750.00	9,750.00 25,000.00		Traveling Expenses (Local) Traveling Expenses (Local)
	February 11, 2022	320104100001000(P/SIF- Combed)-2022-CAR-102	50299990-02: Other MOOE 50299990-02: Other MOOE	25,000.00 25,000.00	- -	15,250.00 9,750.00	9,750.00 25,000.00		Traveling Expenses (Local) Traveling Expenses (Local)
	February 11, 2022	320104100001000(P/SIF- Combed)-2022-CAR-102	50299990-02: Other MOOE 50299990-02: Other MOOE	25,000.00 25,000.00	- -	15,250.00 9,750.00	9,750.00 25,000.00		Traveling Expenses (Local) Traveling Expenses (Local)
	February 11, 2022	320104100001000(P/SIF- Combed)-2022-CAR-102	50299990-02: Other MOOE 50299990-02: Other MOOE	25,000.00 25,000.00	- -	15,250.00 9,750.00	9,750.00 25,000.00		Traveling Expenses (Local) Traveling Expenses (Local)
	February 11, 2022	320104100001000(P/SIF- Combed)-2022-CAR-102	50299990-02: Other MOOE 50299990-02: Other MOOE	25,000.00 25,000.00	- -	15,250.00 9,750.00	9,750.00 25,000.00		Traveling Expenses (Local) Traveling Expenses (Local)
	February 11, 2022	320104100001000(P/SIF- Combed)-2022-CAR-102	50299990-02: Other MOOE 50299990-02: Other MOOE	25,000.00 25,000.00	- -	15,250.00 9,750.00	9,750.00 25,000.00		Traveling Expenses (Local) Traveling Expenses (Local)
	February 11, 2022	320104100001000(P/SIF- Combed)-2022-CAR-102	50299990-02: Other MOOE 50299990-02: Other MOOE	25,000.00 25,000.00	- -	15,250.00 9,750.00	9,750.00 25,000.00		Traveling Expenses (Local) Traveling Expenses (Local)
	February 11, 2022	320104100001000(P/SIF- Combed)-2022-CAR-102	50299990-02: Other MOOE 50299990-02: Other MOOE	25,000.00 25,000.00	- -	15,250.00 9,750.00	9,750.00 25,000.00		Traveling Expenses (Local) Traveling Expenses (Local)
	February 11, 2022	320104100001000(P/SIF- Combed)-2022-CAR-102	50299990-02: Other MOOE 50299990-02: Other MOOE	25,000.00 25,000.00	- -	15,250.00 9,750.00	9,750.00 25,000.00		Traveling Expenses (Local) Traveling Expenses (Local)
	February 11, 2022	320104100001000(P/SIF- Combed)-2022-CAR-102	50299990-02: Other MOOE 50299990-02: Other MOOE	25,000.00 25,000.00	- -	15,250.00 9,750.00	9,750.00 25,000.00		Traveling Expenses (Local) Traveling Expenses (Local)
	February 11, 2022	320104100001000(P/SIF- Combed)-2022-CAR-102	50299990-02: Other MOOE 50299990-02: Other MOOE	25,000.00 25,000.00	- -	15,250.00 9,750.00	9,750.00 25,000.00		Traveling Expenses (Local) Traveling Expenses (Local)
	February 11, 2022	320104100001000(P/SIF- Combed)-2022-CAR-102	50299990-02: Other MOOE 50299990-02: Other MOOE	25,000.00 25,000.00	- -	15,250.00 9,750.00	9,750.00 25,000.00		Traveling Expenses (Local) Traveling Expenses (Local)
	February 11, 2022	320104100001000(P/SIF- Combed)-2022-CAR-102	50299990-02: Other MOOE 50299990-02: Other MOOE	25,000.00 25,000.00	- -	15,250.00 9,750.00	9,750.00 25,000.00		Traveling Expenses (Local) Traveling Expenses (Local)
	February 11, 2022	320104100001000(P/SIF- Combed)-2022-CAR-102	50299990-02: Other MOOE 50299990-02: Other MOOE	25,000.00 25,000.00	- -	15,250.00 9,750.00	9,750.00 25,000.00		Traveling Expenses (Local) Traveling Expenses (Local)

PIAP/ALLOTMENT ENT	DATE	SUB-ARO No.	UNIFIED ACCOUNT CODE STRUCTURE (UACS)	ALLOTMENT RECEIVED	OBLIGATIONS INCURRED		UNOBLIGATED BALANCE OF ALLOTMENT	% OF UTILIZATION	PURPOSE
					THIS REPORT	TO DATE			
Youth Welfare									
	February 11, 2022	320104100001000(P-SIF-Combased)-2022-CAR-102	502010-00: Traveling Expenses (Local)	20,000.00	11,520.00	11,520.00	8,480.00		TARA - Regional Youth Focal Person
			50214990-00: Subsidies - Others	576,000.00	576,000.00	576,000.00	-		GIP (80 pax x 75% Regional Wages)
			50299990-02: Other MOOE	50,000.00	-	-	576,000.00		Immersion Outreach Program (80 pax x 75% Regional Wages)
			Sub-Total	1,222,000.00	587,520.00	630,320.00	591,680.00		PYAP Founding Anniversary Celebration
	May 12, 2022	320104100001000(P-SIF-Combased)-2022-CAR-442	50214990-00: Subsidies - Others	31,500.00	31,500.00	31,500.00	-		Release of allotment for the implementation of Community Based Programs (Combased) - GIP
			Sub-Total	31,500.00	31,500.00	31,500.00	-		
DSWD Led Secretariat									
	February 11, 2022	320104100001000(P-SIF-Combased)-2022-CAR-102	5023010-00: Office Supplies Expenses	894,990.64	51,245.61	401,379.62	493,611.02		Office Supplies
			50205020-01: Telephone Expenses-Mobile	10,800.00	-	7,200.00	3,600.00		PDO III (600) & AA III (300) / Field Offices
			50211990-00: Other Professional Services	834,190.64	51,245.61	344,179.62	490,011.02		PDO III (45,203) & AA III (22,646.22) / Field Offices
			Sub-Total	894,990.64	51,245.61	401,379.62	493,611.02		
			502010-00: Traveling Expenses (Local)	566,560.00	1,680.00	422,330.00	144,230.00	74.54%	
			50202010-00: Training Expenses	35,100.00	8,640.00	8,640.00	26,460.00		
			50202010-00: Training Expenses	99,700.00	80,700.00	80,700.00	19,000.00		
			50214990-00: Subsidies - Others	200,000.00	-	200,000.00	-		Release of allotment for the implementation of PWD/OP activities
			50299030-00: Representation Expenses	43,200.00	(960.00)	42,240.00	960.00		
			50299990-02: Other MOOE	137,700.00	(9,000.00)	90,750.00	46,950.00		
			Sub-Total	515,700.00	1,680.00	422,330.00	93,370.00		
	March 16, 2022	320104100002000(PWD/OP)-2022-CAR-3	50299990-02: Other MOOE	12,000.00	-	-	12,000.00		Reallocation Advice No. 2022-PWD/OP-R-CAR-2
			Sub-Total	12,000.00	-	-	12,000.00		
	June 20, 2022	320104100002000(PWD/OP)-2022-CAR-3	502010-00: Traveling Expenses (Local)	15,000.00	-	-	15,000.00		
			Sub-Total	17,300.00	-	-	17,300.00		Reallocation Advice No. 2022-PWD/OP-R-CAR-5
	June 7, 2022	320104100002000(PWD/OP)-2022-CAR-3	50202010-00: Training Expenses	6,560.00	-	-	6,560.00		Release of allotment intended for the Functional Review of Regional Federations of Persons with Disabilities Cum Consultation among Regional Leaders and Focal Persons with Disability for Persons Disability Welfare Program which will held in NCR on June 22-24, 2022
			Sub-Total	6,560.00	-	-	6,560.00		
SOCIAL WELFARE FOR DISTRESSED OVERSEAS FILIPINOS AND TRAFFICKED PERSONS SUB-PROGRAM									
			50202010-00: Training Expenses	659,210.56	81,706.36	351,940.64	307,269.92		
			50203010-00: Office Supplies Expenses	463,810.56	42,706.36	235,812.14	227,998.42	50.84%	
			50205020-01: Telephone Expenses-Mobile	10,800.00	10,800.00	10,800.00	-		Release of allotment for the implementation of International Social Services Office (ISSO) for CY 2022
			50211990-00: Other Professional Services	438,010.56	31,906.36	210,012.14	227,998.42		
			Sub-Total	1,577,831.68	166,129.08	738,565.88	710,266.42		
			502010-00: Traveling Expenses (Local)	10,000.00	-	8,080.00	1,920.00		
			50202010-00: Training Expenses	30,400.00	-	-	30,400.00		Release of allotment for the implementation of Recovery and Reintegration Program for Trafficked Persons
			50211990-00: Other Professional Services	17,548.50	-	17,548.50	-		
			50214990-00: Subsidies - Others	100,000.00	39,000.00	90,500.00	9,500.00		
			Sub-Total	157,948.50	39,000.00	116,128.50	41,820.00		
	January 7, 2022	320105100003000 (RRPTP)-2022-CAR-2	502010-00: Traveling Expenses (Local)	10,000.00	-	8,080.00	1,920.00		
			50202010-00: Training Expenses	30,400.00	-	-	30,400.00		
			50211990-00: Other Professional Services	17,548.50	-	17,548.50	-		
			50214990-00: Subsidies - Others	100,000.00	39,000.00	90,500.00	9,500.00		
			Sub-Total	157,948.50	39,000.00	116,128.50	41,820.00		
			Maintenance and Other Operating Expenses	195,400.00	39,000.00	116,128.50	79,271.50	59.43%	
			12. 320105100003000 - Recovery and Reintegration Program for Trafficked Persons	195,400.00	39,000.00	116,128.50	79,271.50		
			Sub-Total	463,810.56	42,706.36	235,812.14	227,998.42		
			50203010-00: Office Supplies Expenses	15,000.00	-	15,000.00	-		
			50205020-01: Telephone Expenses-Mobile	10,800.00	10,800.00	10,800.00	-		
			50211990-00: Other Professional Services	438,010.56	31,906.36	210,012.14	227,998.42		
			Sub-Total	591,820.00	61,920.00	351,940.64	307,269.92		

PI/PI	ALLOTTM	DATE	Sub-ARO No.	UNIFIED ACCOUNT CODE STRUCTURE (UACS)	ALLOTMENT RECEIVED	OBLIGATIONS INCURRED	UNOBLIGATED BALANCE OF ALLOTMENT	% OF UTILIZATION	PURPOSE
		May 31, 2022	320105100003000	50203210-02: Semi Expendable Office Equipment	5,000.00	-	-	-	5,000.00
				50202010-00: Training Expenses	32,451.50	-	-	-	32,451.50
				Sub-Total	37,451.50	-	-	-	37,451.50
				Reallocation Advice No. 2022-RRPT-P-R-CAR-2					
				OO 3 : Immediate relief and early recovery of disaster victims/ survivors ensured	603,761,077.28	87,412,777.11	398,328,723.39	205,432,353.89	65.97%
				1a 330100100001000 - Disaster Response and Rehabilitation Program (DRRP)	146,239,644.53	13,387,650.40	33,601,921.62	112,637,622.91	
				Maintenance and Other Operating Expenses	23,022,060.00	1,254,190.97	12,743,863.15	10,278,196.85	55.36%
				50201010-00: Traveling Expenses (Local)	640,800.00	54,394.00	638,507.50	2,292.50	
				50202010-00: Training Expenses	1,086,739.00	(8,300.00)	882,266.50	204,472.50	
				50203010-00: Office Supplies Expenses	264,994.40	96,634.40	264,994.40	-	
				50203080-00: Medical, Dental and Laboratory Supplies Exp.	138,384.00	-	138,384.00	-	
				50203090-00: Gasoline, Oil and Lubricants Expenses	9,000.00	-	9,000.00	-	
				50203210-03: Semi Expendable ICT Equipment	39,750.00	24,101.95	24,101.95	15,648.05	
				50203210-99: Semi Expendable Other Machinery Equipment	2,650.00	-	-	2,650.00	
				50203220-01: Semi Expendable Furniture & Fixtures	74,997.00	-	37,500.00	37,497.00	
				50203990-00: Other Supplies Expenses	58,850.00	-	4,525.00	54,325.00	
				50204010-00: Water Expenses	30,000.00	779.22	8,063.15	21,936.85	
				50204020-00: Electricity Expenses	30,000.00	4,324.08	25,442.37	4,557.63	
				50205010-00: Postage and Deliveries	6,000.00	-	-	6,000.00	
				50205020-01: Telephone Expenses-Mobile	381,450.00	-	209,292.00	172,158.00	
				50205030-00: Internet expenses	32,500.00	-	-	32,500.00	
				50211990-00: Other Professional Services	14,291,933.52	911,650.62	6,113,445.36	8,178,488.16	
				50215020-00: Fidelity Bond Premiums	124,886.00	-	72,386.00	52,500.00	
				50215030-00: Insurance Expenses	74,494.00	18,440.65	18,440.65	56,053.35	
				50299010-00: Advertising Expense	123,000.00	47,000.00	72,000.00	51,000.00	
				50299020-00: Printing & Publication Expenses	32,400.00	-	26,716.00	5,684.00	
				50299030-00: Representation Expenses	104,590.00	-	104,590.00	-	
				50299050-01: Rents - Buildings & Structures	1,640,484.00	-	1,622,515.50	17,968.50	
				50299050-03: Rents - Motor Vehicles	1,461,500.00	-	1,458,145.00	3,355.00	
				50299990-02: Other MOOE	405,000.00	-	405,000.00	-	
				Sub-Total	21,054,401.92	1,149,024.92	12,135,315.38	8,919,086.54	
		January 25, 2022	330100100001000(DRRP)-	50203080-00: Medical, Dental and Laboratory Supplies Exp.	121,146.00	-	121,146.00	-	
				50203990-00: Other Supplies Expenses	53,290.00	-	49,078.77	4,211.23	
				50203210-03: Semi Expendable ICT Equipment	8,898.05	8,898.05	8,898.05	-	
				50204020-00: Electricity Expenses	47,298.00	-	-	47,298.00	
				50205010-00: Postage and Deliveries	5,880.00	-	-	5,880.00	
				50213060-01: RM - Motor Vehicle	132,000.00	-	132,000.00	-	
				50216010-00: Labor and Wages	201,250.00	-	-	201,250.00	
				50299050-01: Rents - Buildings & Structures	7,444.50	-	7,444.50	-	
				50299990-02: Other MOOE	131,270.00	-	33,903.42	97,366.58	
				Sub-Total	708,476.55	8,898.05	352,470.74	356,005.81	
		March 10, 2022	330100100001000(DRRP)-	50202010-00: Training Expenses	292,383.50	-	-	292,383.50	
				50202210-03: Semi Expendable ICT Equipment	90,485.00	-	-	90,485.00	
				50213060-01: RM - Motor Vehicle	156,231.03	-	156,231.03	-	
				50299010-00: Advertising Expense	25,000.00	-	-	25,000.00	
				50299030-00: Representation Expenses	33,282.00	24,000.00	27,578.00	5,704.00	
				50299990-02: Other MOOE	20,000.00	-	-	20,000.00	
				Sub-Total	502,999.00	24,000.00	283,887.03	219,111.97	
		June 15, 2022	330100100001000(DRRP)-	50202010-00: Training Expenses	292,383.50	-	-	292,383.50	
				50202210-03: Semi Expendable ICT Equipment	90,485.00	-	-	90,485.00	
				50213060-01: RM - Motor Vehicle	156,231.03	-	156,231.03	-	
				50299010-00: Advertising Expense	25,000.00	-	-	25,000.00	
				50299030-00: Representation Expenses	33,282.00	24,000.00	27,578.00	5,704.00	
				50299990-02: Other MOOE	20,000.00	-	-	20,000.00	
				Sub-Total	502,999.00	24,000.00	283,887.03	219,111.97	

P/MP/	ALLOTMENT	DATE	Sub-AR No.	UNIFIED ACCOUNT CODE STRUCTURE (UACS)	ALLOTMENT RECEIVED	OBLIGATIONS INCURRED	UNOBLIGATED BALANCE OF ALLOTMENT	% OF UTILIZATION	PURPOSE	
					617,381.53	24,000.00	183,809.03			
					Sub- Total		433,572.50			
		June 14, 2022	330100100001000-DRRP-2022-CAR-38	50202010-00: Training Expenses	641,800.00	72,268.00	569,532.00		Release of allotment to cover all travelling expenses of the participants during and after the conduct of the trainings which were identified to be conducted physically on the latest LATF Resolution	
					Sub- Total		569,532.00			
					68,826,032.80	8,800,776.98	56,819,889.98	17.44%		
					1b 330100100001000 - Climate Change Adaptation & Mitigation (CCAM)		12,006,142.82			
		25/01/2022	330100100001000(DRRP-CC)-2022-CAR-18	50211990-00: Other Professional Services	7,177,362.80	493,376.98	3,304,062.82		Release of allotment intended for the implementation of RRP-Climate Change and Mitigation (CCAM) for FY 2022	
					Sub- Total		56,726,399.98			
					50203080-00: Medical, Dental and Laboratory Supplies Exp.	210,780.00	-			
					330100100001000(DRRP-CC)-2022-CAR-18	183,900.00	-		Reallocation Advice no. 2022-DRRP-R-12	
					Sub- Total		394,680.00			
		June 15, 2022	330100100001000(DRRP-CC)-2022-CAR-18	50203990-00: Other Supplies Expenses	15,500.00	-	15,500.00			
					50204020-00: Electricity Expenses	40,000.00	-			
					50213060-01: RM - Motor Vehicle	42,000.00	-			
					50299030-00: Representation Expenses	37,990.00	-		Reallocation Advice No. 22-DRRP-R-CAR-21	
					Sub- Total		42,000.00			
					330100100003000 - Quick Response Fund	16,486,800.00	6,077,611.16	10,409,188.84	36.86%	
					Maintenance and Other Operating Expenses	509,175.96	1,489,676.16	2,275,323.84		
		January 14, 2022	330100100003000 (QRF)-2022-CAR-3	50203060-00: Welfare Goods Expenses	3,765,000.00	509,175.96	1,489,676.16		To record receipt of allotment intended for the replenishment of the Field Office Standby Funds	
					Sub- Total		4,920,000.00			
		February 11, 2022	330100100003000 (QRF)-2022-CAR-27	50299040-00: Transportation and Delivery Expenses	4,920,000.00	-	-		To record receipt of allotment intended for the replenishment of the Field Office Standby Funds	
		February 11, 2022	330100100003000 (QRF)-2022-CAR-27	50299050-01: Rents - Buildings & Structures	4,404,000.00	-	4,404,000.00		To record receipt of allotment intended for the replenishment of the Field Office Standby Funds	
					Sub- Total		4,920,000.00			
		March 10, 2022	330100100003000 (QRF)-2022-CAR-27	50203210-99: Semi Expendable Other Machinery Equipment	105,000.00	-	-			
					50203990-00: Other Supplies Expenses	60,000.00	-			
					Sub- Total		105,000.00		Reallocation Advice No. 2022-QRF-R-CAR-2	
		June 15, 2022	330100100003000 (QRF)-2022-CAR-27	50201010-00: Traveling Expenses (Local)	2,049,000.00	-	2,049,000.00			
					50299990-02: Other MOE	714,000.00	-			
					Sub- Total		714,000.00		Reallocation Advice No. 2022-QRF-R-CAR-5	
					5. 330100200001000 - Implementation and Monitoring of PAMANA Program Peace and Development	3,752,766.73	2,774,304.49	978,482.24		
					Maintenance and Other Operating Expenses	2,639,571.49	2,774,304.49	978,482.24		
					Component 1: Community Empowerment Cycle	2,300,224.73	2,300,224.73	-		
		March 10, 2022	330100-20000-1000(KC-PAMANA)-02-2022-CAR-01	50214990-00: Subsidies - Others	2,300,224.73	2,300,224.73	-		Release of allotment to cover funds for Regional Implementation Activities of KC-PAMANA for FY 2022	
					Sub- Total		2,300,224.73			
					Component 2: Capacity Building and Implementation Support	433,555.00	77,394.00	356,161.00		
		March 10, 2022	330100-20000-1000(KC-PAMANA)-02-2022-CAR-01	50201010-00: Traveling Expenses (Local)	60,000.00	(675.00)	58,484.00		Release of allotment to cover funds for Regional Implementation Activities of KC-PAMANA for FY 2022	
					50202010-00: Training Expenses	352,850.00	-	352,850.00		
					50211990-00: Other Professional Services	-	-	-		
					Sub- Total		354,366.00			

P/Al/	ENT	DATE	Sub-ARO No.	UNIFIED ACCOUNT CODE STRUCTURE (UACS)	ALLOTMENT RECEIVED	OBLIGATIONS INCURRED		UNOBLIGATED BALANCE OF ALLOTMENT	% OF UTILIZATION	PURPOSE
						THIS REPORT	TO DATE			
		June 24, 2022	330100-20000-1000(KC-PAMANA)-02-2022-CAR-01	50205020-01: Telephone Expenses-Mobile	20,705.00	(2,470.00)	18,910.00	1,795.00		Reallocation Advice No. 2022-KC-PAMANA-R-CAR-012
Component 3: Project Management and Monitoring and Evaluation										
				50201010-00: Traveling Expenses (Local)	12,000.00	-	6,662.00	5,338.00		
				50202010-00: Training Expenses	318,000.00	289,632.00	289,632.00	28,368.00		
				50203010-00: Office Supplies Expenses	-	-	-	-		
				50203080-00: Medical, Dental and Laboratory Supplies Exp.	25,000.00	3,455.00	25,000.00	-		Release of allotment to cover funds for Regional Implementation Activities of KC-PAMANA for FY 2022
				50205020-01: Telephone Expenses-Mobile	34,800.00	1,747.00	27,734.00	7,066.00		
				50206020-00: Prizes	-	-	-	-		
		June 24, 2022	330100-20000-1000(KC-PAMANA)-02-2022-CAR-01	50201010-00: Traveling Expenses (Local)	6,295.00	-	6,295.00	-		
				50211990-00: Other Professional Services	622,912.00	47,657.76	47,657.76	575,254.24		Reallocation Advice No. 2022-KC-PAMANA-R-CAR-012
				Sub-Total	629,207.00	47,657.76	47,657.76	581,549.24	0.00%	
				330100200002000 - Implementation and Monitoring of PAMANA Program	34,151,865.00	-	34,151,865.00	-		
				50201010-00: Traveling Expenses (Local)	405,000.00	-	405,000.00	-		
				50203010-00: Office Supplies Expenses	22,500.00	-	22,500.00	-		
				50205020-01: Telephone Expenses-Mobile	27,000.00	-	27,000.00	-		
				50211990-00: Other Professional Services	1,579,365.00	-	1,579,365.00	-		Release of allotment for the implementation of Fayapa at Masaganang Payaman (PAMANA) Program - LGU-led track for CY 2022 SARO-BMB-B-22-0002400 dated February 24, 2022
				50214990-00: Subsidies - Others	32,100,000.00	-	32,100,000.00	-		
				50299030-00: Representation Expenses	18,000.00	-	18,000.00	-		
				Sub-Total	34,151,865.00	-	34,151,865.00	-		
				6 Sub-total, OO 3	146,239,544.53	13,387,650.40	33,601,921.62	112,637,622.91	22.98%	
				OO 4 : Continuing compliance of Social Welfare and Development Agencies (SWDAs) to standards in the delivery	1,077,930.00	25,419.73	563,147.73	514,782.27		
				SOCIAL WELFARE AND DEVELOPMENT AGENCIES REGULATORY PROGRAM	1,077,930.00	25,419.73	563,147.73	514,782.27	52.24%	
				Maintenance and Other Operating Expenses	1,077,930.00	25,419.73	563,147.73	514,782.27		
				50201010-00: Traveling Expenses (Local)	71,875.00	-	71,046.00	829.00		
				50202010-00: Training Expenses	253,604.00	-	242,804.00	10,800.00		
				50203010-00: Office Supplies Expenses	19,575.00	-	19,575.00	-		
				50211990-00: Other Professional Services	264,302.00	25,419.73	76,297.73	188,004.27		Release of allotment for the implementation of Standards-setting, licensing, accreditation and monitoring service for CY2022
				50214990-00: Subsidies - Others	142,000.00	-	-	142,000.00		
				50299030-00: Representation Expenses	75,000.00	-	75,000.00	-		
				50299050-03: Rents - Motor Vehicles	50,000.00	-	50,000.00	-		
				Sub-Total	876,356.00	25,419.73	515,147.73	361,208.27		
		April 18, 2022	340100100001000(SB)-2022-CAR-15	50299050-03: Rents - Motor Vehicles	48,000.00	-	48,000.00	-		Reallocation Advice No. 2022-SB-R-CAR-3
				Sub-Total	48,000.00	-	48,000.00	-		
		June 15, 2022	340100100001000(SB)-2022-CAR-15	50201010-00: Traveling Expenses (Local)	78,974.00	-	-	78,974.00		Reallocation No. 2022-SB-R-CAR-6
				Sub-Total	78,974.00	-	-	78,974.00		
		April 27, 2022	340100100001000(SB)-2022-CAR-28	50201010-00: Traveling Expenses (Local)	18,800.00	-	-	18,800.00		Release of allotment for the implementation of standards-setting, licensing, accreditation and monitoring service for CY2022
				Sub-Total	18,800.00	-	-	18,800.00		

STATEMENT OF ALLOTMENT, OBLIGATIONS AND BALANCES
June 30, 2022
(in Pesos)

DEPARTMENT OF SOCIAL WELFARE AND DEVELOPMENT - Cordillera Administrative Region
FUND 101 - DIRECT RELEASE FUND MONITORING SHEET
RA 11640: CONTINUING APPROPRIATIONS

P/A/P/ ALLOTMENT CLASS/ OBJECT OF EXPENDITURE	ALLOTMENT RECEIVED	OBLIGATIONS INCURRED		UNOBLIGATED BALANCE OF ALLOTMENT	% OF UTILIZATION
		THIS REPORT	TO DATE		
A. PROGRAM	2,420,279.85	868,603.54	2,412,171.33	8,108.52	
I. GENERAL ADMINISTRATION AND SUPPORT SERVICES	6,149.32	-	6,149.32	-	
100000100001000 - General Administration And Support Services	6,149.32	-	6,149.32	-	100.00%
MAINTENANCE AND OTHER OPERATING EXPENSES	6,149.32	-	6,149.32	-	
50211990-00: Other Professional Services	6,149.32	-	6,149.32	-	
Sub-Total, General Administration And Support Services	6,149.32	-	6,149.32	-	100.00%
II. SUPPORT TO OPERATIONS	-	-	-	-	
III. OPERATIONS	2,414,130.53	868,603.54	2,406,022.01	8,108.52	
OO 1 : Well-Being Of Poor Families Improved	1,560.00	-	1,560.00	-	
PROMOTIVE SOCIAL WELFARE PROGRAM	1,560.00	-	1,560.00	-	
310100100002000 - Sustainable Livelihood Program	1,560.00	-	1,560.00	-	100.00%
MAINTENANCE AND OTHER OPERATING EXPENSES	1,560.00	-	1,560.00	-	
50202010-00: Training Expenses	1,560.00	-	1,560.00	-	
SUB-TOTAL, OO 1	1,560.00	-	1,560.00	-	100.00%
OO 2 : Rights Of The Poor And Vulnerable Sectors Promoted And Protected	2,267,773.64	868,603.54	2,259,665.12	8,108.52	
PROTECTIVE SOCIAL WELFARE PROGRAM	2,267,773.64	868,603.54	2,259,665.12	8,108.52	
RESIDENTIAL AND NON-RESIDENTIAL CARE SUB-PROGRAM	129,036.63	-	129,036.63	-	
1. 32010100001000 - Provision Of Services For Center-Based Clients	129,036.63	-	129,036.63	-	100.00%
MAINTENANCE AND OTHER OPERATING EXPENSES	129,036.63	-	129,036.63	-	
50202010-00: Training Expenses	15,000.00	-	15,000.00	-	
50203050-00: Food Supplies Expenses	11,060.00	-	11,060.00	-	
50203070-00: Drugs and Medicines Expenses	2,736.70	-	2,736.70	-	
50204010-00: Water Expenses	17,135.54	-	17,135.54	-	
50204020-00: Electricity Expenses	18,989.73	-	18,989.73	-	
50205010-00: Postage and Deliveries	1,045.00	-	1,045.00	-	
50206010-01: Awards/Rewards Expense	60,000.00	-	60,000.00	-	
50212030-00: Security Services	2,769.66	-	2,769.66	-	
50215030-00: Insurance Expenses	-	-	-	-	
50299990-99: Other MOOE	300.00	-	300.00	-	
SUPPLEMENTARY FEEDING SUB-PROGRAM	2,132,643.21	868,603.54	2,124,534.69	8,108.52	
2. 320102100001000 - Supplementary Feeding Program	2,132,643.21	868,603.54	2,124,534.69	8,108.52	99.62%
MAINTENANCE AND OTHER OPERATING EXPENSES	2,132,643.21	868,603.54	2,124,534.69	8,108.52	
50201010-00: Traveling Expenses (Local)	345,813.22	215,947.22	345,813.22	-	
50203090-00: Gasoline, Oil and Lubricants Expenses	194,186.78	-	194,186.78	-	
50205020-01: Telephone Expenses-Mobile	-	-	-	-	
50211990-00: Other Professional Services	954,642.98	640,656.32	946,534.46	8,108.52	
50211990-00: Subsidies - Others	-	-	-	-	
50299030-00: Representation Expenses	36,000.00	12,000.00	36,000.00	-	
50299050-03: Rents - Motor Vehicles	602,000.23	-	602,000.23	-	
SOCIAL WELFARE FOR SENIOR CITIZENS SUB-PROGRAM	6,093.80	-	6,093.80	-	
3. 320103100001000 - Social Pension For Indigent Senior Citizens	6,093.80	-	6,093.80	-	100.00%
MAINTENANCE AND OTHER OPERATING EXPENSES	6,093.80	-	6,093.80	-	
50299030-00: Representation Expenses	6,093.80	-	6,093.80	-	
SOCIAL WELFARE FOR DISTRESSED OVERSEAS FILIPINOS AND TRAFFICKED PERSONS SUB-PROGRAM	-	-	-	-	
12. 320105100003000 - Recovery And Reintegration Program For Trafficked Persons	-	-	-	-	#DIV/0!
MAINTENANCE AND OTHER OPERATING EXPENSES	-	-	-	-	
SUB-TOTAL, OO 2	2,267,773.64	868,603.54	2,259,665.12	8,108.52	99.64%
OO 5 : Delivery Of Social Welfare And Development (Swd) Programs By Lgus Through Local Social Welfare And Development Offices (Lswdos) Improved	144,796.89	-	144,796.89	-	
SOCIAL WELFARE AND DEVELOPMENT TECHNICAL ASSISTANCE AND RESOURCE AUGMENTATION PROGRAM	144,796.89	-	144,796.89	-	
1. 350100100001000 - Provision Of Technical/Advisory Assistance And Related Services	144,796.89	-	144,796.89	-	100.00%
PERSONAL SERVICES	-	-	-	-	
MAINTENANCE AND OTHER OPERATING EXPENSES	144,796.89	-	144,796.89	-	
50202010-00: Training Expenses	144,796.89	-	144,796.89	-	
50211990-00: Other Professional Services	-	-	-	-	
SUB-TOTAL, OO 5	144,796.89	-	144,796.89	-	100.00%
SUB-TOTAL, OPERATIONS	2,414,130.53	868,603.54	2,406,022.01	8,108.52	99.66%
TOTAL, PROGRAMS AND ACTIVITIES	2,420,279.85	868,603.54	2,412,171.33	8,108.52	99.66%
GRAND TOTAL	2,420,279.85	868,603.54	2,412,171.33	8,108.52	99.66%
SUMMARY					
50101010-01: Salaries and Wages - Regular	-	-	-	-	
50201010-00: Traveling Expenses (Local)	345,813.22	215,947.22	345,813.22	-	
50202010-00: Training Expenses	161,356.89	-	161,356.89	-	
50203010-00: Office Supplies	-	-	-	-	
50203050-00: Food Supplies Expenses	11,060.00	-	11,060.00	-	
50203070-00: Drugs and Medicines Expenses	2,736.70	-	2,736.70	-	
50203080-00: Medical, Dental and Laboratory Supplies Exp.	-	-	-	-	
50203090-00: Gasoline, Oil and Lubricants Expenses	194,186.78	-	194,186.78	-	

PIA/P/ ALLOTMENT CLASS/ OBJECT OF EXPENDITURE	ALLOTMENT RECEIVED	OBLIGATIONS INCURRED		UNOBLIGATED BALANCE OF ALLOTMENT	% OF UTILIZATION
		THIS REPORT	TO DATE		
50204010-00: Water Expenses	17,135.54	-	17,135.54	-	
50204020-00: Electricity Expenses	18,989.73	-	18,989.73	-	
50205010-00: Postage and Deliveries	1,045.00	-	1,045.00	-	
50205020-01: Telephone Expenses-Mobile	-	-	-	-	
50206010-01: Awards/Rewards Expense	60,000.00	-	60,000.00	-	
50211990-00: Other Professional Services	960,792.30	640,656.32	952,683.78	8,108.52	
50212030-00: Security Services	2,769.66	-	2,769.66	-	
50214990-00: Subsidies - Others	-	-	-	-	
50299030-00: Representation Expenses	42,093.80	12,000.00	42,093.80	-	
50299050-03: Rents - Motor Vehicles	602,000.23	-	602,000.23	-	
50299050-01: Rents - Buildings & Structures	-	-	-	-	
50299070-00: Subscription Expenses	-	-	-	-	
50299990-99: Other MOOE	300.00	-	300.00	-	
GRAND TOTAL	2,420,279.85	868,603.54	2,412,171.33	8,108.52	99.66%

Certified Correct:


JOCELYN T. TUPENG
 AO IV / OIC, Budget

Noted by:

ARNEL B. GARCIA, CESO II
 Regional Director

For the Regional Director:


ENRIQUE H. GASCON JR.
 Director in Charge for Administration

STATEMENT OF ALLOTMENT, OBLIGATIONS AND BALANCES
June 30, 2022
(in Pesos)

DEPARTMENT OF SOCIAL WELFARE AND DEVELOPMENT - Cordillera Administrative Region
FUND 101 - Centrally Managed Funds (CMF) MONITORING SHEET

RA 11640: CONTINUING APPROPRIATIONS FIELD OFFICE - SUMMARY

PIA/PI ALLOTMENT CLASS/OBJECT OF EXPENDITURE	ALLOTMENT RECEIVED	OBLIGATIONS INCURRED		UNOBLIGATED BALANCE OF ALLOTMENT	% OF UTILIZATION
		THIS REPORT	TO DATE		
A. AGENCY SPECIFIC BUDGET					
I. General Administration and Support					
a. 100000100001000 - General Administration and Support Services	1,255,407.18	474,087.06	1,255,407.18	-	100.00%
Maint. & Other Operating Expenses	1,255,407.18	474,087.06	1,255,407.18	-	
50201010-00: Traveling Expenses (Local)	48,810.42	-	48,810.42	-	
50202020-00: Scholarship Expenses	-	-	-	-	
50204020-00: Electricity Expenses	1,139,291.76	459,432.06	1,139,291.76	-	
50299990-02: Other MOOE	67,305.00	14,655.00	67,305.00	-	
Sub-total, Gen. Adm. and Support	1,255,407.18	474,087.06	1,255,407.18	-	100.00%
II. Support to Operations					
a. 200000100001000- Information and Communication Technology Service	106,178.24	-	106,178.24	-	100.00%
Maint. & Other Operating Expenses	106,178.24	-	106,178.24	-	
50203010-00: Office Supplies	30,000.00	-	30,000.00	-	
50211990-00: Other Professional Services	-	-	-	-	
50299030-00: Representation Expenses	76,178.24	-	76,178.24	-	
Sub-total, Support to Operations	106,178.24	-	106,178.24	-	100.00%
III. Operations					
OO 1 : Well-being of poor families improved					
310100100002000 - Sustainable Livelihood Program					
Maint. & Other Operating Expenses	26,958.98	-	26,958.98	-	100.00%
50211990-00: Other Professional Services	26,958.98	-	26,958.98	-	
310100200001000 - KALAHI-CIDSS-KKB	3,115,544.66	1,344,738.70	2,452,547.70	662,996.96	78.72%
Maint. & Other Operating Expenses	3,115,544.66	1,344,738.70	2,452,547.70	662,996.96	
50201010-00: Traveling Expenses (Local)	628,630.00	-	628,630.00	-	
50202010-00: Training Expenses	135,609.00	-	135,609.00	-	
50211990-00: Other Professional Services	5,400.00	-	5,400.00	-	
50205020-01: Telephone Expenses-Mobile	2,345,905.66	716,108.70	1,682,908.70	662,996.96	
50214990-00: Subsidies - Others	-	-	-	-	
50299050-03: Rents - Motor Vehicles	-	-	-	-	
Sub-total, OO 1	3,142,503.64	1,344,738.70	2,479,506.88	662,996.96	78.90%
OO 2 : Rights of the poor and vulnerable sectors promoted and protected					
1. 320101100001000 - Provision of services for center-based clients					
Maint. & Other Operating Expenses	661,421.45	6,594.49	661,421.45	0.20	100.00%
50203990-00: Other Supplies Expenses	661,421.45	6,594.49	661,421.45	-	
50211990-00: Other Professional Services	661,421.45	6,594.49	661,421.45	-	
50214990-00: Subsidies - Others	0.20	-	-	0.20	
Capital Outlay	0.20	-	-	0.20	
50604040-01: Buildings	0.20	-	-	0.20	
2. 320102100001000 - Supplementary Feeding Program	938,214.79	338,020.00	909,414.79	28,800.00	
Maint. & Other Operating Expenses	938,214.79	338,020.00	909,414.79	28,800.00	
50201010-00: Traveling Expenses (Local)	100,800.00	90,510.00	100,800.00	-	
50202010-00: Training Expenses	437,300.00	156,810.00	437,300.00	-	
50203010-00: Office Supplies	20,000.00	-	20,000.00	-	
50205020-01: Telephone Expenses-Mobile	28,800.00	-	-	28,800.00	
50214990-00: Subsidies - Others	-	-	-	-	
50299050-03: Rents - Motor Vehicles	260,114.79	-	260,114.79	-	
50299990-02: Other MOOE	91,200.00	90,700.00	91,200.00	-	
3. 320103100001000 - Social Pension for Indigent Senior Citizens	89,037.38	-	89,037.38	-	
Maint. & Other Operating Expenses	89,037.38	-	89,037.38	-	
50201010-00: Traveling Expenses (Local)	89,037.38	-	89,037.38	-	
4. 320103100002000 - IMPLEMENTATION OF R.A. 10868 or THE CENTENARIANS ACT OF 2016	122.35	-	122.35	-	100.00%
Maint. & Other Operating Expenses	122.35	-	122.35	-	
50211990-00: Other Professional Services	122.35	-	122.35	-	
5.a 320104100001000 - Protective Services Program (PSP-AICS) Total	2,486.49	450.48	2,486.49	-	
5.a.1. 320104100001000 - Protective Services Program (PSP-AICS) - Regular	2,486.49	450.48	2,486.49	-	100.00%
Maint. & Other Operating Expenses	2,486.49	450.48	2,486.49	-	
50211990-00: Other Professional Services	1,211.81	-	1,211.81	-	
50212020-00: Janitorial Services	824.20	-	824.20	-	
50215020-00: Fidelity Bond Premiums	450.48	450.48	450.48	-	
5.b 320104100001000 - Protective Services Program (PSF-ADOPTION)	1,173,549.39	305,947.37	1,164,548.39	9,001.00	99.23%
Maint. & Other Operating Expenses	1,173,549.39	305,947.37	1,164,548.39	9,001.00	
50201010-00: Traveling Expenses (Local)	30,000.00	26,700.00	30,000.00	-	
50202010-00: Training Expenses	172,400.00	-	172,400.00	-	

PIA/PI ALLOTMENT CLASS/OBJECT OF EXPENDITURE	ALLOTMENT RECEIVED	OBLIGATIONS INCURRED		UNOBLIGATED BALANCE OF ALLOTMENT	% OF UTILIZATION
		THIS REPORT	TO DATE		
50203210-03: Semi Expendable ICT Equipment	111,049.92	102,048.92	102,048.92	9,001.00	
50211990-00: Other Professional Services	667,768.58	39,867.56	667,768.58	-	
50299990-02: Other MOOE	192,330.89	137,330.89	192,330.89	-	
5.c 320104100001000 - Protective Services Program (PSF-COMMUNITY BASED)	181,023.08	150,167.21	178,760.08	2,263.00	98.75%
Maint. & Other Operating Expenses	181,023.08	150,167.21	178,760.08	2,263.00	
50202010-00: Training Expenses	20,275.20	-	20,275.20	-	
50211990-00: Other Professional Services	8,317.67	-	8,317.67	-	
50214990-00: Subsidies - Others	140,447.21	140,447.21	140,447.21	-	
50299010-00: Advertising Expense	11,983.00	9,720.00	9,720.00	2,263.00	
6. 320104100002000 - Assistance to Persons with Disability and Older Persons	1,270.00	-	1,270.00	-	100.00%
Maint. & Other Operating Expenses	1,270.00	-	1,270.00	-	
50299990-02: Other MOOE	1,270.00	-	1,270.00	-	
Sub-total, OO 2	3,047,002.78	801,179.55	3,006,938.58	40,064.20	98.89%
OO 3 : Immediate relief and early recovery of disaster victims/ survivors ensured					
1.a 330100100001000 - Disaster Response and Rehabilitation Program (DRRP)	159,635.95	-	159,635.95	-	100.00%
Maint. & Other Operating Expenses	159,635.95	-	159,635.95	-	
50211990-00: Other Professional Services	159,635.95	-	159,635.95	-	
5. 330100200001000 - Implementation and Monitoring of PAMANA Program Peace and Development	780,998.35	561,257.54	752,750.85	28,247.50	96.38%
Maint. & Other Operating Expenses	780,998.35	561,257.54	752,750.85	28,247.50	
50202010-00: Training Expenses	402,197.50	373,950.00	373,950.00	28,247.50	
50203010-00: Office Supplies	-	-	-	-	
50205020-01: Telephone Expenses-Mobile	-	-	-	-	
50211990-00: Other Professional Services	279,025.58	87,532.27	279,025.58	-	
50213060-01: RM - Motor Vehicle	-	-	-	-	
50214990-00: Subsidies - Others	99,775.27	99,775.27	99,775.27	-	
Sub-total, OO 3	940,634.30	561,257.54	912,386.80	28,247.50	97.00%
1. 340100100001000 - Standards-setting, licensing, accreditation and monitoring	68,791.29	12,934.29	68,791.29	-	100.00%
Maint. & Other Operating Expenses	68,791.29	12,934.29	68,791.29	-	
50201010-00: Traveling Expenses (Local)	58,366.29	12,934.29	58,366.29	-	
50203010-00: Office Supplies	10,425.00	-	10,425.00	-	
50299050-03: Rents - Motor Vehicles	-	-	-	-	
Sub-total, OO 4	68,791.29	12,934.29	68,791.29	-	100.00%
OO 5 : Delivery of Social Welfare and Development (SWD) programs by LGUs through Local Social Welfare and Development Offices (LSWDOs) improved					
SOCIAL WELFARE AND DEVELOPMENT TECHNICAL ASSISTANCE AND RESOURCE AUGMENTATION PROGRAM					
2. 350100100002000 - Provision of capability training programs	7,650.00	7,650.00	7,650.00	-	100.00%
Maint. & Other Operating Expenses	7,650.00	7,650.00	7,650.00	-	
50202010-00: Training Expenses	7,650.00	7,650.00	7,650.00	-	
Sub-total, OO 5	7,650.00	7,650.00	7,650.00	-	100.00%
Sub-total, Operations	7,130,262.87	2,707,175.79	6,398,954.41	731,308.46	
Personal Services	-	-	-	-	
Maint. & Other Operating Expenses	7,130,262.87	2,707,175.79	6,398,954.41	731,308.46	
Financial Expenses	-	-	-	-	
Capital Outlay	-	-	-	-	
TOTAL, PROGRAMS AND ACTIVITIES	8,568,289.78	3,201,847.14	7,836,981.12	731,308.66	
Personal Services	-	-	-	-	
Maint. & Other Operating Expenses	8,568,289.58	3,201,847.14	7,836,981.12	731,308.46	
Financial Expenses	-	-	-	-	
Capital Outlay	0.20	-	-	0.20	
B. AUTOMATIC APPROPRIATIONS					
C. SPECIAL PURPOSE FUNDS	4,269,018.92	2,880,368.02	4,189,018.92	80,000.00	
IV. CALAMITY FUND	4,269,018.92	2,880,368.02	4,189,018.92	80,000.00	
SARO BMB-B-21-0004925 dated July 6, 2021	80,000.00	-	-	80,000.00	
Maint. & Other Operating Expenses	80,000.00	-	-	80,000.00	
50203060-00: Welfare Goods Expenses	-	-	-	-	
50299040-00: Transportation and Delivery Expenses	80,000.00	-	-	80,000.00	
SARO-BMB-B-21-0009276 dtd. October 7, 2021	4,189,018.92	2,880,368.02	4,189,018.92	-	100.00%
Maint. & Other Operating Expenses	4,189,018.92	2,880,368.02	4,189,018.92	-	
50201010-00: Traveling Expenses (Local)	423,425.00	-	423,425.00	-	
50203060-00: Welfare Goods Expenses	3,765,593.92	2,880,368.02	3,765,593.92	-	
GRAND TOTAL	12,837,308.70	6,082,215.16	12,026,000.04	811,308.66	93.68%
SUMMARY					
50201010-00: Traveling Expenses (Local)	750,439.09	130,144.29	750,439.09	-	
50202010-00: Training Expenses	1,668,452.70	1,167,040.00	1,640,205.20	28,247.50	
50203010-00: Office Supplies	60,425.00	-	60,425.00	-	
50203060-00: Welfare Goods Expenses	3,765,593.92	2,880,368.02	3,765,593.92	-	
50203210-03: Semi Expendable ICT Equipment	111,049.92	102,048.92	102,048.92	9,001.00	
50204020-00: Electricity Expenses	1,139,291.76	459,432.06	1,139,291.76	-	
50205020-01: Telephone Expenses-Mobile	34,200.00	-	5,400.00	28,800.00	
50211990-00: Other Professional Services	1,940,071.37	133,994.32	1,940,071.37	-	

PIA/PI ALLOTMENT CLASS/ OBJECT OF EXPENDITURE	ALLOTMENT RECEIVED	OBLIGATIONS INCURRED		UNOBLIGATED BALANCE OF ALLOTMENT	% OF UTILIZATION
		THIS REPORT	TO DATE		
50212020-00: Janitorial Services	824.20	-	824.20	-	
50214990-00: Subsidies - Others	2,586,128.14	956,331.18	1,923,131.18	662,996.96	
50215020-00: Fidelity Bond Premiums	450.48	450.48	450.48	-	
50299010-00: Advertising Expense	11,983.00	9,720.00	9,720.00	2,263.00	
50299030-00: Representation Expenses	76,178.24	-	76,178.24	-	
50299040-00: Transportation and Delivery Expenses	80,000.00	-	-	80,000.00	
50299050-03: Rents - Motor Vehicles	260,114.79	-	260,114.79	-	
50299990-02: Other MOOE	352,105.89	242,685.89	352,105.89	-	
50604040-01: Buildings	0.20	-	-	0.20	
GRAND TOTAL	12,837,308.70	6,082,215.16	12,028,000.04	811,308.66	93.68%

Certified Correct:


JOCELYN M. TUPENG
 AO IV / OIC, Budget

Noted by:


ARNEL B. GARCIA, CESO II
 Regional Director

For the Regional Director:



ENRIQUEZ GASCON JR.
 Director in Charge for Administration

PI/PI CLASS	ALLOTMENT	DATE	SUB-ARO NO.	UNIFIED ACCOUNT CODE STRUCTURE (UACS)	ALLOTMENT RECEIVED	OBLIGATIONS INCURRED		UNOBLIGATED BALANCE OF ALLOTMENT	% OF UTILIZATION	PURPOSE
						THIS REPORT	TO DATE			
310100200002000 - KALAHICIDSS-KKB										
Maintenance and Other Operating Expenses										
					3,115,544.66	1,344,738.70	2,452,547.70	662,996.96	78.72%	
Component 1: Community Grants										
					2,974,535.66	1,344,738.70	2,311,538.70	662,996.96		
April 18, 2022			310100200002000	(KC-KKB)-02-2021-CAR-1	114,846.96	114,846.96	114,846.96	-		Reallocation Advice No. 2022-KC-KKB-R-CAR-001 - Family Grants
Sub- Total										
					114,846.96	114,846.96	114,846.96	-		
September 09, 2021			310100200002000	(KC-KKB)-02-2021-CAR-44	44,750.00	44,750.00	44,750.00	-		Release of allotment to cover funds for Family Grants activities KC-KKB for FY2021
Sub- Total										
					44,750.00	44,750.00	44,750.00	-		
October 02, 2021			No.310100200002000	0 (KC-KKB)-02-2021-CAR-71	1,382,908.70	416,108.70	1,382,908.70	-		Release of allotment to cover funds for Family Grants of KC-KKB for FY 2021
Sub- Total										
					1,382,908.70	416,108.70	1,382,908.70	-		
December 22, 2021			310100200002000	(KC-KKB)-02-2021-CAR-99	628,630.00	628,630.00	628,630.00	-		Release of allotment to cover funds for Regional Implementation of KC-KKB for FY 2021
Sub- Total										
					628,630.00	628,630.00	628,630.00	-		
April 18, 2022			310100200002000	(KC-KKB)-02-2021-CAR-99	803,400.00	140,403.04	803,400.00	662,996.96		Reallocation Advice No. 2022-KC-KKB-R-CAR-001 - Family Grants
Sub- Total										
					803,400.00	140,403.04	803,400.00	662,996.96		
Component 3: Project Management and Monitoring and Evaluation										
					141,009.00	-	141,009.00	-		
February 16, 2021			310100200002000	(KC-KKB)-02-2021-CAR-1	5,400.00	-	5,400.00	-		Release of allotment to cover funds for Regional Implementation Activities of KC-KKB
Sub- Total										
					5,400.00	-	5,400.00	-		
OO 2 : Rights of the poor and vulnerable sectors promoted and protected										
					3,047,125.13	801,179.55	3,007,060.93	40,064.20		
RESIDENTIAL AND NON-RESIDENTIAL CARE SUB-PROGRAM										
					661,421.65	6,594.49	661,421.45	0.20		
1. 320101100001000 - Provision of services for center-based clients										
					661,421.65	6,594.49	661,421.45	0.20	100.00%	
Maintenance and Other Operating Expenses										
July 02, 2021			320101100001000	(CRCF-PMB)-2021-50211990-00: Other Professional Services	134,944.86	-	134,944.86	-		
Sub- Total										
					134,944.86	-	134,944.86	-		
July 22, 2021			320101100001000	(CRCF-PMB)-2021-50211990-00: Other Professional Services	526,476.59	6,594.49	526,476.59	-		
Sub- Total										
					526,476.59	6,594.49	526,476.59	-		
Capital Outlay										
					0.20	-	0.20	-		
March 31, 2021			320101100001000	RCF-OUSC)-2021-CAR-24	0.20	-	0.20	0.20		Release of allotment intended for the Capital Outlay of the Services for Residential and Center-based Clients for FY 2021
Sub- Total										
					0.20	-	0.20	0.20		

P/Pl/	ALLOTMENT	ENT	CLASS	DATE	SUB-ARO NO.	UNIFIED ACCOUNT CODE STRUCTURE (UACS)	ALLOTMENT RECEIVED	OBLIGATIONS INCURRED		UNOBLIGATED BALANCE OF ALLOTMENT	% OF UTILIZATION	PURPOSE
								THIS REPORT	TO DATE			
				April 1, 2022	RF-CFJ-2021-CAR-14	50203060-00: Welfare Goods Expenses	586,450.00	586,450.00	586,450.00	-	-	Reallocation Advice No.2022-QRF-SARO9276-R-CAR-2
				December 22, 2021	330100100003000(C)	50201010-00: Traveling Expenses (Local)	185,365.00	-	185,365.00	-	-	Release of allotment intended for the satellite office load plan and telecommunications equipment including administrative cost in relation to Typhoon Odette response operations dated December 22, 2021 under SARO-BMB-B-21-0009276 dated October 7, 2021
					Sub- Total		185,365.00	-	185,365.00	-	-	
				April 1, 2022	330100100003000(C)	50201010-00: Traveling Expenses (Local)	174,635.00	-	174,635.00	-	-	Reallocation Advice No.2022-QRF-SARO9276-R-CAR-2 Change of Purpose from Augmentation to Odette to travels related to DRMD activities
					Sub- Total		174,635.00	-	174,635.00	-	-	
				December 22, 2021	330100100003000(C)	50203060-00: Welfare Goods Expenses	521,819.12	521,819.12	521,819.12	-	-	Release of allotment intended for the replenishment of the Field Office standby funds dated December 24, 2021 under SARO No. B-BMB-21-0009276
					Sub- Total		521,819.12	521,819.12	521,819.12	-	-	
							-	-	-	-	-	
							12,837,308.70	6,082,215.16	12,026,000.04	811,308.66		93.68%
												GRAND TOTAL
												V. Other Releases

Certified Correct:

 JOCELYN T. TUPENG
 AO IV / OIC, Budget

Noted by:
 ARNEL B. GARCIA, CESO II
 Regional Director

For the Regional Director:

 ENRIQUE H. GASCON JR.
 Director III / ARD for Administration

STATEMENT OF ALLOTMENT, OBLIGATIONS AND BALANCES
June 30, 2022
(in Pesos)

DEPARTMENT OF SOCIAL WELFARE AND DEVELOPMENT - Cordillera Administrative Region
FUND 101 - Centrally Managed Funds (CMF) MONITORING SHEET
R.A. 11640: CONTINUING APPROPRIATIONS CENTRAL OFFICE - SUMMARY

P/A/P/ ALLOTMENT CLASS/ OBJECT OF EXPENDITURE	ALLOTMENT RECEIVED	OBLIGATIONS INCURRED		% OF UTILIZATION
		THIS REPORT	TO DATE	
A. AGENCY SPECIFIC BUDGET				
I. General Administration and Support				
II. Support to Operations				
cl. 200000100004000 - Formulation and development of plans and policies	100,000.00	31,500.00	100,000.00	-
Maint. & Other Operating Expenses	100,000.00	31,500.00	100,000.00	-
50203010-00: Office Supplies	21,000.00	-	21,000.00	-
50203210 03: Semi Expendable ICT Equipment	29,000.00	-	29,000.00	-
50299020-00: Printing & Publication Expenses	50,000.00	2,500.00	50,000.00	-
e. 200000700005000 - Enhanced Partnership Against Hunger and Poverty - NPIMO				
Maint. & Other Operating Expenses	806,400.00	704,000.00	806,400.00	100.00%
50201010-00: Traveling Expenses (Local)	806,400.00	704,000.00	806,400.00	-
50202010-00: Training Expenses	46,000.00	-	46,000.00	-
50299010-00: Advertising Expense	56,400.00	-	56,400.00	-
50299050-03: Rents - Motor Vehicles	150,000.00	150,000.00	150,000.00	-
50299050-03: Rents - Motor Vehicles	554,000.00	554,000.00	554,000.00	-
Sub-total, Support to Operations	906,400.00	735,500.00	906,400.00	100.00%
III. Operations				
OO 1 : Well-being of poor families improved				
310100200001000 - KALAHI-CIDSS-KKB	39,457,043.34	18,340,157.64	33,022,751.80	83.69%
Maint. & Other Operating Expenses	39,457,043.34	18,340,157.64	33,022,751.80	83.69%
50201010-00: Traveling Expenses (Local)	375,000.00	103,230.00	270,000.00	-
50202010-00: Training Expenses	2,107,360.00	336,998.34	1,734,621.50	-
50203010-00: Office Supplies	1,554,000.00	1,479,000.00	1,554,000.00	-
50205020-01: Telephone Expenses-Mobile	62,100.00	-	43,200.00	-
50203210 03: Semi Expendable ICT Equipment	315,000.00	-	315,000.00	-
50203220-01 : Semi Expendable Furniture & Fixtures	512,000.00	507,985.00	507,985.00	-
50211990-00: Other Professional Services	2,738,989.00	-	1,952,401.00	-
50214990-00: Subsidies - Others	30,934,094.34	15,072,944.30	26,120,544.30	-
50299050-03: Rents - Motor Vehicles	840,000.00	840,000.00	840,000.00	-
50299990-99: Other MOOE	18,500.00	-	18,500.00	-
Sub-total, OO 1	39,457,043.34	18,340,157.64	33,022,751.80	83.69%
OO 2 : Rights of the poor and vulnerable sectors promoted and protected				
5.b 320104100001000 - Protective Services Program (PSF-ADOPTION)	1,014,000.00	222,811.00	999,001.00	14,999.00
Maint. & Other Operating Expenses	1,014,000.00	222,811.00	999,001.00	14,999.00
50202010-00: Training Expenses	160,000.00	-	160,000.00	-
50203010-00: Office Supplies	50,000.00	-	50,000.00	-
50203210 03: Semi Expendable ICT Equipment	29,810.00	14,811.00	14,811.00	-
50205020-01: Telephone Expenses-Mobile	108,000.00	108,000.00	108,000.00	-
50299050-03: Rents - Motor Vehicles	299,000.00	-	299,000.00	-
50299990-99: Other MOOE	367,190.00	100,000.00	367,190.00	-
5.c 320104100001000 - Protective Services Program (PSF-COMMUNITY BASED)	285,000.00	111,880.00	285,000.00	100.00%
Maint. & Other Operating Expenses	285,000.00	111,880.00	285,000.00	100.00%
50201010-00: Traveling Expenses (Local)	60,000.00	23,280.00	60,000.00	-
50202010-00: Training Expenses	10,000.00	7,000.00	7,000.00	-
50203010-00: Office Supplies	20,000.00	-	20,000.00	-
50211990-00: Other Professional Services	-	10,000.00	10,000.00	-
50299030-00: Representation Expenses	115,000.00	71,600.00	108,000.00	-
50299990-99: Other MOOE	80,000.00	-	80,000.00	-
10. 320105100001000 - Services to Distressed Overseas Filipinos	523,600.00	187,915.00	518,036.50	98.94%
Maint. & Other Operating Expenses	523,600.00	187,915.00	518,036.50	98.94%
50201010-00: Traveling Expenses (Local)	523,600.00	187,915.00	518,036.50	-
Sub-total, OO 2	1,822,600.00	522,606.00	1,802,037.50	98.87%

P/A/P / ALLOTMENT CLASS/ OBJECT OF EXPENDITURE	ALLOTMENT RECEIVED	OBLIGATIONS INCURRED		UNOBLIGATED BALANCE OF ALLOTMENT	% OF UTILIZATION
		THIS REPORT	TO DATE		
OO 3 : Immediate relief and early recovery of disaster victims/ survivors ensured					
1.a 330100100001000 - Disaster Response and Rehabilitation Program (DRRP)	43,140.00	-	43,140.00	-	100.00%
Maint. & Other Operating Expenses	43,140.00	-	43,140.00	-	
50202010-00: Training Expenses	43,140.00	-	43,140.00	-	
5. 330100200001000 - Implementation and Monitoring of PAMANA Program Peace and Development	1,524,488.92	95,593.84	1,524,488.92	-	100.00%
Maint. & Other Operating Expenses	1,524,488.92	95,593.84	1,524,488.92	-	
50203080-00: Medical, Dental and Laboratory Supplies Exp.					
50211990-00: Other Professional Services	1,524,488.92	95,593.84	1,524,488.92	-	
50299050-03: Rents - Motor Vehicles					
Sub-total, OO 3	1,567,628.92	95,593.84	1,567,628.92	-	100.00%
OO 4 : Continuing compliance of Social Welfare and Development Agencies (SWDAs) to standards in the delivery of social welfare services ensured					
1. 340100100001000 - Standards-setting, licensing, accreditation and	50,000.00	49,990.00	49,990.00	10.00	
Maint. & Other Operating Expenses	50,000.00	49,990.00	49,990.00	10.00	
50206010-00: Awards/Rewards Expense	50,000.00	49,990.00	49,990.00	10.00	
Sub-total, OO 4	50,000.00	49,990.00	49,990.00	10.00	99.98%
OO 5 : Delivery of Social Welfare and Development (SWD) programs by LGUs through Local Social Welfare and Development Offices (LSWDOs) improved					
SOCIAL WELFARE AND DEVELOPMENT TECHNICAL ASSISTANCE AND RESOURCE AUGMENTATION PROGRAM	42,847,272.26	18,958,357.48	36,392,418.22	6,454,854.04	
Sub-total, Operations					
Personnel Services	-	-	-	-	
Maint. & Other Operating Expens	42,847,272.26	18,958,357.48	36,392,418.22	6,454,854.04	
Financial Expenses	-	-	-	-	
Capital Outlay	-	-	-	-	
TOTAL, PROGRAMS AND ACTIVITIES	43,803,672.26	19,743,847.48	37,348,808.22	6,454,864.04	
Personnel Services	-	-	-	-	
Maint. & Other Operating Expens	43,803,672.26	19,743,847.48	37,348,808.22	6,454,864.04	
Financial Expenses	-	-	-	-	
Capital Outlay	-	-	-	-	
GRAND TOTAL	43,803,672.26	19,743,847.48	37,348,808.22	6,454,864.04	85.26%
SUMMARY					
50201010-00: Traveling Expenses (Local)	1,004,600.00	314,425.00	894,036.50	110,563.50	
50202010-00: Training Expenses	2,376,900.00	343,998.34	2,001,161.50	375,738.50	
50203010-00: Office Supplies	1,645,000.00	1,479,000.00	1,645,000.00	-	
50203060-00: Welfare Goods Expenses	-	-	-	-	
50203080-00: Medical, Dental and Laboratory Supplies Exp.	-	-	-	-	
50203210 03: Semi Expendable ICT Equipment	373,810.00	43,811.00	43,811.00	329,999.00	
50203220-01 : Semi Expendable Furniture & Fixtures	512,000.00	507,985.00	507,985.00	4,015.00	
50205020-01: Telephone Expenses-Mobile	170,100.00	108,000.00	151,200.00	18,900.00	
50205020-02: Telephone Expenses-Landline	50,000.00	49,990.00	49,990.00	10.00	
50206010-00: Awards/Rewards Expense	4,263,477.92	105,593.84	3,486,889.92	776,588.00	
50211990-00: Other Professional Services	30,934,094.34	15,072,944.30	26,120,544.30	4,813,550.04	
50214990-00: Subsidies - Others	150,000.00	150,000.00	150,000.00	-	
50216010-00: Labor and Wages	50,000.00	2,500.00	50,000.00	-	
50299010-00: Advertising Expense	50,000.00	71,600.00	108,000.00	7,000.00	
50299020-00: Printing & Publication Expenses	115,000.00	1,394,000.00	1,693,000.00	-	
50299030-00: Representation Expenses	1,693,000.00	100,000.00	447,190.00	18,500.00	
50299050-03: Rents - Motor Vehicles	465,690.00	-	-	-	
50299990-99: Other MOOE	-	-	-	-	
50604050-03: Info. and Communication Technology Eqpt.	-	-	-	-	
GRAND TOTAL	43,803,672.26	19,743,847.48	37,348,808.22	6,454,864.04	85.26%

Certified Correct:


JOCELYN TUPENG
 AO IV / OIC, Budget

Noted by:


ARNEL B. GARCIA, CESO II
 Regional Director

For the Regional Director:


ENRIQUE H. GASCON JR.
 Director III / ARD for Administration

P/R/P/	ALLOTME	NT	DATE	SUB-ARO NO.	UNIFIED ACCOUNT CODE STRUCTURE (UACS)	ALLOTMENT RECEIVED	OBLIGATIONS INCURRED		UNOBLIGATED BALANCE	% OF UTILIZATION	PURPOSE
							THIS REPORT	TO DATE			
			March 31, 2022	320104100001000(PSTF-ADOPITION)-2022-CAR-17	50203210 03: Semi Expendable ICT Equipment	29,810.00	14,811.00	14,811.00	14,999.00	-	Release of allotment for the implementation of Adoption Resource and Referral Division (ARRD)
					5029050-03: Rents - Motor Vehicles	299,000.00	-	299,000.00	-	-	
					5029050-01: Telephone Expenses-Mobile	367,190.00	100,000.00	367,190.00	-	-	
					5029990-99: Other MOOE	966,000.00	174,811.00	951,001.00	14,999.00	-	
			June 30, 2022	320104100001000(PSTF-ADOPITION)-2022-CAR-17	50205020-01: Telephone Expenses-Mobile	48,000.00	48,000.00	48,000.00	-	-	Reallocation Advice No. 2022-PSTF-R-CAR-35
					Sub- Total	48,000.00	48,000.00	48,000.00	-	-	
					Sub- Total	285,000.00	111,880.00	285,000.00	285,000.00	100.00%	
					Maintenance and Other Operating Expenses						
			March 31, 2022	320104-10000-1000(PSTF-ADOPITION)-2022-CAR-2	50202010-00: Training Expenses	10,000.00	-	10,000.00	10,000.00	-	Release of allotment for the implementation of Community Based - MTA
					50203010-00: Office Supplies	20,000.00	-	20,000.00	-	-	
					Sub- Total	30,000.00	-	30,000.00	30,000.00	-	
					320104-10000-1000(PSTF-Combed)-2022-CAR-2	50211990-00: Other Professional Services	-	10,000.00	10,000.00	(10,000.00)	FRONTLOADING
					Sub- Total	-	10,000.00	10,000.00	(10,000.00)	(10,000.00)	
			March 31, 2022	320104-10000-1000(PSTF-Combed)-2022-CAR-2	5029030-00: Representation Expenses	40,000.00	35,800.00	40,000.00	40,000.00	-	GIP Orientation
					50299030-00: Representation Expenses	40,000.00	35,800.00	40,000.00	40,000.00	-	GIP Evaluation
					Sub- Total	80,000.00	71,600.00	80,000.00	80,000.00	-	
			March 31, 2022	320104-10000-1000(PSTF-Combed)-2022-CAR-2	50201010-00: Traveling Expenses (Local)	60,000.00	23,280.00	60,000.00	60,000.00	-	Release of allotment for the implementation of Community Based - LED Secretariat
					50299030-00: Representation Expenses	35,000.00	-	28,000.00	7,000.00	7,000.00	
					Sub- Total	175,000.00	23,280.00	168,000.00	7,000.00	7,000.00	
					320104-10000-1000(PSTF-Combed)-2022-CAR-2	50202010-00: Training Expenses	-	7,000.00	7,000.00	(7,000.00)	FRONTLOADING
					Sub- Total	-	7,000.00	7,000.00	(7,000.00)	(7,000.00)	
					AS FILIPINOS AND TRAFFICKED PERSONS SUB-PROGRAM	523,600.00	187,915.00	518,036.50	5,563.50	98.94%	
					10. 320105100001000 - Services to Distressed Overseas Filipinos	523,600.00	187,915.00	518,036.50	5,563.50	98.94%	
					Maintenance and Other Operating Expenses						
			March 31, 2022	320105100001000-ISSO-2022-CAR-03	50201010-00: Traveling Expenses (Local)	523,600.00	187,915.00	518,036.50	5,563.50	98.87%	Release of allotment for traveling expense of Staffs from Field Office assigned at NAIJA for the One-Stop-Shop operations for CY 2022
					Sub- Total	523,600.00	187,915.00	518,036.50	5,563.50	98.87%	
					Sub-total, 00 2						

STATEMENT OF ALLOTMENT, OBLIGATIONS AND BALANCES
Pantawid Pamilyang Pilipino Program

As of June 30, 2022
(In Pesos)

OO 1 : WELL-BEING OF POOR FAMILIES IMPROVED
FUND 101 - Centrally Managed Funds (CMF) MONITORING SHEET
R.A. 11640: CONTINUING APPROPRIATIONS CENTRAL OFFICE - SUMMARY

PIA/PI ALLOTMENT CLASS/ OBJECT OF EXPENDITURE	ALLOTMENT RECEIVED	OBLIGATIONS INCURRED		UNOBLIGATED BALANCE OF ALLOTMENT	% OF UTILIZATION
		THIS REPORT	TO DATE		
		THIS REPORT			
PANTAWID PAMILYA (REGULAR) Government of the Philippines PERSONNEL EXPENSES	633,377.43	-	633,377.43	-	
MAINTENANCE AND OTHER OPERATING EXPENSES		-		-	
50204010-00 - Water Expenses					
50204020-00 - Electricity Expenses					
50205010-00 - Postage and Courier Services					
50205020-01 - Telephone Expenses (Mobile)					
50205020-02 - Telephone Expenses (Landline)					
50205030-00 - Internet Subscription Expenses					
50206020-00 - Prizes					
50212020-00 - Janitorial Services					
50212030-00 - Security Services	495,139.30	-	495,139.30	-	
50213060-01 - Repairs and Maintenance - Motor Vehicles	138,238.13	-	138,238.13	-	
50216010-00 - Labor and Wages					
50299010-00 - Advertising Expense					
50299020-00 - Printing and Publication Expenses					
50299030-00 - Representation Expenses					
50299050-01: Rents - Buildings & Structures					
50299990-99 - Other MOOE					
FINANCIAL EXPENSES					
50301040-00 - Bank Charges					
Total Pantawid (Regular)	633,377.43	-	633,377.43	-	100.00%
Total Personnel Expenses					
Total Maintenance and Other Operating Expenses	633,377.43	-	633,377.43	-	0.00%
Total Financial Expenses					
GRAND TOTAL	633,377.43	-	633,377.43	-	100.00%
SUMMARY					
50101020-00 - Salaries and Wages - Casual/Contractual					
50201010-00 - Traveling Expenses (Local)					
50202010-00 - Training Expenses					
50203010-00 - Office Supplies Expenses					
50203210-02 - Semi Expendable - Office Equipment					
50203990-00 - Other Supplies and Materials Expenses					
50204010-00 - Water Expenses					
50204020-00 - Electricity Expenses					
50205010-00 - Postage and Courier Services					
50205020-01 - Telephone Expenses (Mobile)					
50205020-02 - Telephone Expenses (Landline)					
50205030-00 - Internet Subscription Expenses					
50206020-00 - Prizes					
50212030-00 - Security Services	495,139.30	-	495,139.30	-	
50212020-00 - Janitorial Services					
50211990-00 - Other Professional Services					
50213060-01 - Repairs and Maintenance - Motor Vehicles	138,238.13	-	138,238.13	-	
50214990-00 - Subsidies - Others					
50216010-00 - Labor and Wages					
50299010-00 - Advertising Expense					
50299020-00 - Printing and Publication Expenses					
50299030-00 - Representation Expenses					
50299050-01: Rents - Buildings & Structures					
50299050-03 - Rent/Lease Expenses - Motor Vehicles					
50299990-99 - Other MOOE					
GRAND TOTAL - CONTINUING APPROPRIATIONS	633,377.43	-	633,377.43	-	100.00%

Prepared by:

LYNDEL GRETEGHEEN U. FABIA
Administrative Officer II

Certified Correct:

JOCELYN T. TUPENG
Administrative Officer IV

Noted by:

ARNEL B. GARCIA, CESO II
Regional Director

For the Regional Director:

ENRIQUE H. GASCON JR.
Director III/ARD for Administration

STATEMENT OF ALLOTMENT, OBLIGATIONS AND BALANCES

Pantawid Pamilyang Pilipino Program

As of June 30, 2022
(In Pesos)

OO 1 : WELL-BEING OF POOR FAMILIES IMPROVED
FUND 101 - Centrally Managed Funds (CMF) MONITORING SHEET
R.A. 11640: CONTINUING APPROPRIATIONS FIELD OFFICE - SUMMARY

P/A/ALLOTMENT CLASS/OBJECT OF EXPENDITURE	ALLOTMENT RECEIVED	OBLIGATIONS INCURRED		UNOBLIGATED BALANCE OF ALLOTMENT	% OF UTILIZATION
		THIS REPORT	TO DATE		
PANTAWID PAMILYA (REGULAR)					
Government of the Philippines					
PERSONNEL EXPENSES					
MAINTENANCE AND OTHER OPERATING EXPENSES					
50202010-00 - Training Expenses	3,600.40	-	-	-	
50212030-00 - Security Services	3,600.00	-	3,600.40	-	
	0.40	-	0.40	-	
Total Pantawid (Regular)	3,600.40	-	3,600.40	-	100.00%
MODIFIED CONDITIONAL CASH TRANSFER (MCCT)					
SOCIAL WELFARE AND DEVELOPMENT INDICATORS (SWDI)					
Total Government of the Philippines	3,600.40	-	3,600.40	-	100.00%
Total Pantawid Pamilyang Pilipino Program	3,600.40	-	3,600.40	-	100.00%
Total Personnel Expenses	-	-	-	-	#DIV/0!
Total Maintenance and Other Operating Expenses	3,600.40	-	3,600.40	-	100.00%
GRAND TOTAL	3,600.40	-	3,600.40	-	100.00%
SUMMARY					
50101020-00 - Salaries and Wages - Casual/Contractual	-	-	-	-	
50201010-00 - Traveling Expenses (Local)	-	-	-	-	
50202010-00 - Training Expenses	3,600.00	-	3,600.00	-	
50204020-00 - Electricity Expenses	-	-	-	-	
50205010-00 - Postage and Courier Services	-	-	-	-	
50205020-01 - Telephone Expenses (Mobile)	-	-	-	-	
50205030-00 - Internet Subscription Expenses	-	-	-	-	
50206020-00 - Prizes	-	-	-	-	
50211990-00 - Other Professional Services	-	-	-	-	
50212020-00 - Janitorial Services	-	-	-	-	
50212030-00 - Security Services	0.40	-	0.40	-	
50213050-03 - Repairs and Maintenance - ICT Equipment	-	-	-	-	
50213780-01 - Repairs and Maintenance - Motor Vehicles	-	-	-	-	
50214990-00 - Subsidies - Others	-	-	-	-	
50215030-00 - Insurance Expense	-	-	-	-	
50216010-00 - Labor and Wages	-	-	-	-	
50299010-00 - Advertising Expenses	-	-	-	-	
50299020-00 - Printing and Publication Expenses	-	-	-	-	
50299030-00 - Representation Expenses	-	-	-	-	
50299040-00: Transportation and Delivery Expenses	-	-	-	-	
50299990-02 - Other MOOE	-	-	-	-	
GRAND TOTAL - CONTINUING APPROPRIATIONS	3,600.40	-	3,600.40	-	100.00%

Prepared by:

LYNDEL GREFFEN U. FABIA
Administrative Officer II

Certified Correct:

JOCELYN TUPENG
Administrative Officer IV

Noted by:

ARNEL B. GARCIA, CESO II
Regional Director

For the Regional Director:

ENRIQUE H. GASCON JR.
Director-in-ARD for Administration

STATEMENT OF ALLOTMENT, OBLIGATIONS AND BALANCES
As of June 30, 2022
(In Pesos)

OO 1 : WELL-BEING OF POOR FAMILIES IMPROVED
Fund 101- Centrally Managed Fund (CMF) Monitoring Sheet
R.A. 11640: CONTINUING APPROPRIATIONS FIELD OFFICE - DETAILED

SUB-ARO NO. /P/A/P	UNIFIED ACCOUNT CODE STRUCTURE (UACS)	Date	ALLOTMENT RECEIVED	OBLIGATIONS INCURRED		UNOBLIGATED BALANCE OF ALLOTMENT	% OF UTILIZATION	PURPOSE
				THIS REPORT	TO DATE			

PANTAWID (REGULAR)								
Government of the Philippines								
01 - Personnel Services								
	Personnel Services		-	-	-	-	#DIV/0!	
			-	-	-	-	#DIV/0!	

02 - Maintenance and Other Operating Expenses								
	Administrative Cost	February 22, 2021	0.40	-	0.40	-	100.00%	
			0.40	-	0.40	-		
	Sub- Total		0.40	-	0.40	-		
	Training	February 22, 2021	3,600.00	-	3,600.00	-	100.00%	
			3,600.00	-	3,600.00	-		
	Sub- Total		3,600.00	-	3,600.00	-		
			3,600.00	-	3,600.00	-		
	(Pantawid)-02-2021-CAR - 50202010-00 - Training Expenses	February 22, 2021	3,600.00	-	3,600.00	-		Balance forwarded from 2021 fund
			3,600.00	-	3,600.00	-		
	Sub- Total		3,600.40	-	3,600.40	-	100.00%	
			3,600.40	-	3,600.40	-		

Total Pantawid Pamilyang Pilipino Program								
			3,600.40	-	3,600.40	-	100.00%	
			3,600.40	-	3,600.40	-		
	Total Personnel Services		-	-	-	-	#DIV/0!	
			-	-	-	-		
	Total Maintenance and Other Operating Expenses		3,600.40	-	3,600.40	-	100.00%	
			3,600.40	-	3,600.40	-		
	GRAND TOTAL		3,600.40	-	3,600.40	-	100.00%	
			3,600.40	-	3,600.40	-		

Prepared by:

LYNDEL GRIGICHEN U. FABIA
Administrative Officer II

Certified Correct:

JOCELYN T. TUPENG
Administrative Officer IV

Noted by:

ARNEL B. GARCIA, CESO II
Regional Director

For the Regional Director:

ENRIQUE H. GASCON JR.
Director III/ARDD for Administration

Department of Social Welfare and Development
Cordillera Administrative Region
Pantawid Pamilyang Pilipino Program
STATEMENT OF ALLOTMENT, OBLIGATIONS AND BALANCES
As of June 30, 2022
(In Pesos)


SUB-ARO NO. /PI/AP	UNIFIED ACCOUNT CODE STRUCTURE (UACS)	Date	ALLOTMENT RECEIVED	OBLIGATIONS INCURRED		UNOBLIGATED BALANCE OF ALLOTMENT	% OF UTILIZATION	PURPOSE
				TO DATE	THIS REPORT			


PANTAWID (REGULAR)								
Government of the Philippines								
01 - Personnel Services								
	50101020-00 - Salaries and Wages -	January 14, 2022	4,282,679.00	-	4,282,679.00	-	-	Release of allotment for the payment of Salaries & Wages of Pantawid Pamilya Staff for the period of January 1-15, 2022
	50101020-01- Casual/Contractual	January 28, 2022	142,898,092.00	10,487,790.90	67,617,162.70	75,280,929.30	48.85%	Release of allotment for the payment of Salaries and Wages & Other Benefits and Other Compensations of Pantawid Pamilya Staff for CY 2022
	Sub- Total		4,282,679.00	-	4,282,679.00	75,280,929.30	48.85%	
	50203080-00 - Medical, Dental and Laboratory Supplies Exp.		1,392,780.00	-	1,392,780.00	-	-	
	50203090-00 - Fuel, Oil, Lubricants Expenses		219,174.50	16,820.00	219,174.50	-	-	
	50203210-02 - Semi Expendable - Office Equipment		386,000.00	-	386,000.00	-	-	
	50203210-03 - Semi Expendable - ICT Equipment		1,664,000.00	1,469,604.00	1,469,604.00	194,396.00	-	
	50203990-00 - Other Supplies and Materials Expenses		316,245.20	107,330.00	278,452.00	37,793.20	-	
	50204010-00 - Water Expenses		134,364.00	10,877.03	62,337.89	72,026.11	-	
	50204020-00 - Electricity Expenses		596,524.00	92,152.24	297,339.70	299,184.30	-	
	50205010-00 - Postage and Courier Services		75,200.00	8,090.00	35,170.00	40,030.00	-	Release of allotment to cover the Implementation Operating Cost (IOC) requirements of Pantawid Pamilya for CY 2022
	50205020-01 - Telephone Expenses (Mobile)		1,895,600.00	-	1,895,600.00	-	-	
	50205030-00 - Internet Subscription Expenses		-	-	-	-	-	
	50212020-00 - Janitorial Services		592,791.00	-	592,791.00	-	-	
	50212030-00 - Security Services		495,139.30	-	495,139.30	-	-	
	50213050-03 - Repairs and Maintenance - ICT Equipment		65,000.00	-	49,636.00	15,364.00	-	
	50213060-01 - Repairs and Maintenance - Motor Vehicles		138,238.12	-	54,051.87	84,186.25	-	
	50299030-00 - Representation Expenses		407,460.00	(20,755.00)	371,415.00	36,045.00	-	
	50299040-00: Transportation and Delivery Expenses		41,000.00	-	41,000.00	-	-	
	50299050-01 - Rent/Lease Expenses - Building and Structures		1,571,328.00	-	1,571,328.00	-	-	
	50299990-99 - Other MOOE		1,220,647.00	5,400.00	1,197,947.00	22,700.00	-	
	Sub- Total		15,391,099.42	1,786,835.27	13,715,367.76	1,675,731.66		
	Administrative Cost		16,681,816.17	2,112,547.05	14,200,900.76	2,480,915.41	85.13%	
	02 - Maintenance and Other Operating Expenses		43,524,459.99	4,516,434.85	27,556,785.41	15,967,674.58	63.31%	


PANTAWID (REGULAR)								
Government of the Philippines								
01 - Personnel Services								
	50201010-00 - Traveling Expenses (Local)		513,784.31	6,817.00	132,263.50	381,520.81	-	
	50203080-00 - Medical, Dental and Laboratory Supplies Exp.		1,392,780.00	-	1,392,780.00	-	-	
	50203090-00 - Fuel, Oil, Lubricants Expenses		219,174.50	16,820.00	219,174.50	-	-	
	50203210-02 - Semi Expendable - Office Equipment		386,000.00	-	386,000.00	-	-	
	50203210-03 - Semi Expendable - ICT Equipment		1,664,000.00	1,469,604.00	1,469,604.00	194,396.00	-	
	50203990-00 - Other Supplies and Materials Expenses		316,245.20	107,330.00	278,452.00	37,793.20	-	
	50204010-00 - Water Expenses		134,364.00	10,877.03	62,337.89	72,026.11	-	
	50204020-00 - Electricity Expenses		596,524.00	92,152.24	297,339.70	299,184.30	-	
	50205010-00 - Postage and Courier Services		75,200.00	8,090.00	35,170.00	40,030.00	-	Release of allotment to cover the Implementation Operating Cost (IOC) requirements of Pantawid Pamilya for CY 2022
	50205020-01 - Telephone Expenses (Mobile)		1,895,600.00	-	1,895,600.00	-	-	
	50205030-00 - Internet Subscription Expenses		-	-	-	-	-	
	50212020-00 - Janitorial Services		592,791.00	-	592,791.00	-	-	
	50212030-00 - Security Services		495,139.30	-	495,139.30	-	-	
	50213050-03 - Repairs and Maintenance - ICT Equipment		65,000.00	-	49,636.00	15,364.00	-	
	50213060-01 - Repairs and Maintenance - Motor Vehicles		138,238.12	-	54,051.87	84,186.25	-	
	50299030-00 - Representation Expenses		407,460.00	(20,755.00)	371,415.00	36,045.00	-	
	50299040-00: Transportation and Delivery Expenses		41,000.00	-	41,000.00	-	-	
	50299050-01 - Rent/Lease Expenses - Building and Structures		1,571,328.00	-	1,571,328.00	-	-	
	50299990-99 - Other MOOE		1,220,647.00	5,400.00	1,197,947.00	22,700.00	-	
	Sub- Total		15,391,099.42	1,786,835.27	13,715,367.76	1,675,731.66		

SUB-ARO NO. /P/A/P	UNIFIED ACCOUNT CODE STRUCTURE (UACS)	Date	ALLOTMENT RECEIVED	OBLIGATIONS INCURRED		UNOBLIGATED BALANCE OF ALLOTMENT	% OF UTILIZATION	PURPOSE
				THIS REPORT	TO DATE			
310100100001000(Pantawid)-02-2022-CAR-2(GOP)	50203080-00: Medical, Dental and Laboratory Supplies Exp.	March 15, 2022	159,050.00	-	159,050.00	-		Reallocation Advice No. 2022-PANTAWID-R-CAR-4
310100100001000(Pantawid)-02-2022-CAR-2(GOP)	50299030-00 - Representation Expenses		20,300.00	-	20,300.00	-		
310100100001000(Pantawid)-02-2022-CAR-2(GOP)	50299990-99 - Other MOOE		20,650.00	-	20,650.00	-		
Sub-Total			200,000.00	40,178.78	200,000.00	-		
310100100001000(Pantawid)-02-2022-CAR-2(GOP)	50203090-00 - Fuel, Oil, Lubricants Expenses	June 17, 2022	194,186.78	190,666.78	3,520.00	674,700.00		Reallocation Advice No. 2022-PANTAWID-R-CAR-02
310100100001000(Pantawid)-02-2022-CAR-2(GOP)	50203210-02 - Semi Expendable - Office Equipment		674,700.00	-	-	37,413.75		
310100100001000(Pantawid)-02-2022-CAR-2(GOP)	50213060-01 - Repairs and Maintenance - Motor Vehicles		37,413.75	-	-	73,145.00		
310100100001000(Pantawid)-02-2022-CAR-2(GOP)	50299030-00 - Representation Expenses		73,145.00	73,145.00	-	21,721.22	89,550.00	
310100100001000(Pantawid)-02-2022-CAR-2(GOP)	50299990-99 - Other MOOE		111,271.22	21,721.22	285,533.00	285,533.00	85,183.75	
Sub-Total	Cost of Service		1,090,716.75	646,241.32	4,254,946.39	44.70%		
310100100001000(Pantawid)-02-2022-CAR-2(GOP)	50211990-00 - Other Professional Services	January 31, 2022	7,933,154.00	646,241.32	3,439,977.43	4,493,176.57		Release of allotment to cover the Implementation Operating Cost (IOC) requirements of Pantawid Familya for CY 2022
Sub-Total			7,933,154.00	646,241.32	3,439,977.43	4,493,176.57		
310100100001000(Pantawid)-02-2022-CAR-72(GOP)	50211990-00 - Other Professional Services	May 24, 2022	(238,230.18)	-	(238,230.18)	-		Withdrawal of allotment under sub-allotment Release Order No. 310100100001000(Pantawid)-02-2022-CAR-2
Sub-Total			(238,230.18)	-	(238,230.18)	-		
310100100001000(Pantawid)-02-2022-CAR-2(GOP)	50202010-00 - Training Expenses	January 31, 2022	1,203,470.00	20,160.00	1,102,670.00	100,800.00		Release of allotment to cover the Implementation Operating Cost (IOC) requirements of Pantawid Familya for CY 2022
310100100001000(Pantawid)-02-2022-CAR-2(GOP)	50299030-00 - Representation Expenses		752,811.00	(22,700.00)	615,328.00	137,483.00		
310100100001000(Pantawid)-02-2022-CAR-2(GOP)	50299050-03 - Rent/Lease Expenses - Motor Vehicles		231,000.00	25,490.00	231,000.00	-		
310100100001000(Pantawid)-02-2022-CAR-2(GOP)	50299990-99 - Other MOOE		178,506.00	-	93,550.00	84,956.00		
310100100001000(Pantawid)-02-2022-CAR-2(GOP)	50299050-03 - Rent/Lease Expenses - Motor Vehicles		13,748,840.00	948,271.48	5,993,052.22	7,755,787.78		
Sub-Total			14,724,480.00	1,275,417.48	6,569,948.22	8,154,531.78	44.62%	
310100100001000(Pantawid)-02-2022-CAR-2(GOP)	50201010-00 - Travelling Expenses (Local)	March 15, 2022	11,383,053.00	925,321.48	3,950,504.22	7,432,548.78		Reallocation Advice No. 2022-PANTAWID-R-CAR-4
310100100001000(Pantawid)-02-2022-CAR-2(GOP)	50299990-99 - Other MOOE		220,000.00	-	220,000.00	-		
310100100001000(Pantawid)-02-2022-CAR-2(GOP)	50299050-03 - Rent/Lease Expenses - Motor Vehicles		35,000.00	-	35,000.00	35,000.00		
Sub-Total			255,000.00	-	220,000.00	35,000.00		
310100100001000(Pantawid)-02-2022-CAR-2(GOP)	50299050-03 - Rent/Lease Expenses - Motor Vehicles	June 17, 2022	562,160.00	317,160.00	317,160.00	245,000.00		Reallocation Advice No. 2022-PANTAWID-R-CAR-02
Sub-Total			562,160.00	317,160.00	317,160.00	245,000.00		
310100100001000(Pantawid)-02-2022-CAR-20(GOP)	50203010-00 - Office Supplies Expenses	April 25, 2022	25,000.00	-	25,000.00	-		Release of allotment to cover the Special validation activities for MCCT Beneficiaries CY 2022
310100100001000(Pantawid)-02-2022-CAR-20(GOP)	50201010-00 - Travelling Expenses (Local)		25,000.00	-	25,000.00	-		
Sub-Total			25,000.00	-	25,000.00	-		
310100100001000(Pantawid)-02-2022-CAR-20(GOP)	50299050-03 - Rent/Lease Expenses - Motor Vehicles	June 17, 2022	1,000.00	1,000.00	1,000.00	-		Reallocation Advice No. 2022-PANTAWID-R-CAR-02
Sub-Total			1,000.00	1,000.00	1,000.00	-		
310100100001000(Pantawid)-02-2022-CAR-40(GOP)	50201010-00 - Travelling Expenses (Local)	April 25, 2022	55,480.00	-	55,480.00	-		Release of allotment to cover the NPMO CO-initiated Monitoring and Evaluation Activities for CY 2022
310100100001000(Pantawid)-02-2022-CAR-40(GOP)	50299030-00 - Representation Expenses		76,750.00	8,736.00	13,486.00	63,264.00		
Sub-Total			132,230.00	8,736.00	13,486.00	118,744.00		
310100100001000(Pantawid)-02-2022-CAR-40(GOP)	50299050-03 - Rent/Lease Expenses - Motor Vehicles	June 17, 2022	250.00	250.00	250.00	-		Reallocation Advice No. 2022-PANTAWID-R-CAR-02
Sub-Total			250.00	250.00	250.00	-		

SUB-ARO NO. /P/A/P	UNIFIED ACCOUNT CODE STRUCTURE (UACS)	Date	ALLOTMENT RECEIVED	OBLIGATIONS INCURRED		UNOBLIGATED BALANCE OF ALLOTMENT	% OF UTILIZATION	PURPOSE
				THIS REPORT	TO DATE			
	310100100001000(Pantawid)-02-2022-CAR-2-(GOP)		2,682,800.00	108,450.00	2,089,470.00	593,330.00	72.74%	Release of allotment to cover the Implementation Operating Cost (IOC) requirements of Pantawid Pamilya for CY 2022
	310100100001000(Pantawid)-02-2022-CAR-68-(GOP)	May 20, 2022	698,940.00	370,479.00	370,479.00	328,461.00		Release of allotment to cover the NPMO CO- Initiated training activities for CY 2022
	Sub- Total		2,682,800.00	108,450.00	2,089,470.00	593,330.00		
	50202010-00 - Training Expenses		698,940.00	370,479.00	370,479.00	328,461.00	85.07%	
	50206020-00 - Prizes		36,000.00	-	-	36,000.00		
	50299010-00 - Advertising Expenses		520,000.00	-	493,960.00	26,040.00		
	50299020-00 - Printing and Publication Expenses		187,500.00	-	107,000.00	80,500.00		
	50299030-00 - Representation Expenses		5,000.00	3,300.00	3,300.00	1,700.00		
	50299990-99 - Other MOE		293,000.00	-	281,750.00	11,250.00		
	Sub- Total		1,041,500.00	3,300.00	886,010.00	155,490.00		
03 - Financial Expenses	Bank Service Fee		-	-	-	-		
	#DIV/0!		-	-	-	-		
	#DIV/0!		-	-	-	-		
	Sub- Total		-	-	-	-		
Total Pantawid (Regular)			190,705,230.99	15,004,225.75	99,456,627.11	91,248,603.88	52.15%	
Total Personnel Services			147,180,771.00	10,487,790.90	71,899,841.70	75,280,929.30	48.85%	
Total Maintenance and Other Operating Expenses			43,524,459.99	4,516,434.85	27,566,785.41	15,967,674.58	63.31%	
Total Financial Expenses			-	-	-	-	0.00%	
GRAND TOTAL			190,705,230.99	15,004,225.75	99,456,627.11	91,248,603.88	52.15%	

Prepared by: 
 LYNDEL GREFF (PHEN U. FABIA)
 Administrative Officer II

Certified Correct: 
 JOCELYN T. TUPENG
 Administrative Officer IV

Noted by: ARNEL B. GARCIA, CESO II
 Regional Director
 For the Regional Director: 
 ENRIQUE H. GASCON JR.
 Director III (RFP) for Administration

DEPARTMENT OF SOCIAL WELFARE AND DEVELOPMENT
Field Office Cordillera Administrative Region
REPORT OF SAA RELEASES AND OBLIGATIONS INCURRED
QUICK RESPONSE FUND AND OTHER RELEASES
SUMMARY

as of June 30, 2022

PARTICULARS	ALLOTMENT	OBLIGATIONS INCURRED	BALANCE	% of Utilization
Current Appropriations				
GENERAL APPROPRIATIONS ACT (GAA)				
DISASTER RESPONSE & REHABILITATION PROGRAM	23,022,060.00	12,743,863.15	10,278,196.85	55.36%
DRRP- CLIMATE CHANGE	68,826,032.80	12,006,142.82	56,819,889.98	17.44%
QUICK RESPONSE FUND	16,486,800.00	6,077,611.16	10,409,188.84	36.86%
NATIONAL RESOURCE OPERATION	-	-	-	#DIV/0!
Subtotal, GAA 2022	108,334,892.80	30,827,617.13	77,507,275.67	28.46%
TOTAL, CURRENT APPROPRIATIONS	108,334,892.80	30,827,617.13	77,507,275.67	28.46%
Continuing Appropriations				
GENERAL APPROPRIATIONS ACT (GAA)				
DISASTER RESPONSE & REHABILITATION PROGRAM	202,775.95	202,775.95	-	100.00%
CO Continuing	43,140.00	43,140.00	-	100.00%
FO Continuing	159,635.95	159,635.95	-	100.00%
Subtotal, GAA 2021	202,775.95	202,775.95	-	100.00%
CALAMITY FUND				
SARO BMB-B-21-004925	80,000.00	-	80,000.00	0.00%
CO Continuing	-	-	-	#DIV/0!
FO Continuing	80,000.00	-	80,000.00	0.00%
SARO-BMB-B-21-0009276	4,189,018.92	4,189,018.92	-	100.00%
CO Continuing	-	-	-	#DIV/0!
FO Continuing	4,189,018.92	4,189,018.92	-	100.00%
Subtotal, Calamity Fund	4,269,018.92	4,189,018.92	80,000.00	98.13%
TOTAL, CONTINUING APPROPRIATIONS	4,471,794.87	4,391,794.87	80,000.00	98.21%
GRAND TOTAL				
	112,806,687.67	35,219,412.00	77,587,275.67	31.22%

Certified Correct:


JOCELYN T. TUPENG
AO IV / OIC, Budget Section

Noted by:

ARNEL B. GARCIA, CESO II
Regional Director

For the Regional Director:


ENRIQUE H. GASCON JR.
DIR. III / ARD for Administration