

ANNUAL WORK AND FINANCIAL PLAN 2021
CONTINUING APPROPRIATIONS

Department Department of Social Welfare and Development
Agency Office of the Secretary
Operating Unit Regional Office CAR
Organizational Code (UACS) 20-000-0000001

Objective/ Program/ Sub-Program/ Performance Indicator and Strategic Initiatives (1)	Activities (2)	Implementation Period (3)	Unit (4)	PHYSICAL AND FINANCIAL ACCOMPLISHMENTS (2019)						2021 PHYSICAL TARGET					Physical Variance (16)	Reasons for Variance (17)
				Actual Q1-Q2		Estimated Q3-Q4		Total		Q1 (11)	Q2 (12)	Q3 (13)	Q4 (14)	Annual =(11)+(12)+(13) (15)		
				Physical (5)	Financial (6)	Physical (7)	Financial (8)	Physical (9)=(6)+(7)	Financial (10)=(6)+(8)							
ORGANIZATIONAL OUTCOME 1: WELLBEING OF POOR FAMILIES IMPROVED																
PANTAWID PAMILYANG PILIPINO PROGRAM																
II. INCREMENTAL OPERATING COST																
B. MOOE																
1. Cost of Service																
	1. Other Professional	Jan- Dec	Staffs							22	22	22	22	22		
2. Training Fund																
	1. Computer Skills Enhancement Training for Social Welfare Assistants and Administrative Support Staff- 2 batches	Apr 13-16; 20-23	Staffs								52			52		
	2. Training of Trainers on Youth Development Session	March 9-11	Staffs								49			49		
	4. Training-Workshop on Social Marketing for Field Staff	April 27-29	Staffs								26			26		
	5. Supervisory Development Course (SDC) Track 2&3	Mar 8-12	Staffs													
	6. Training-Orientation for Newly Hired Staff	Feb 27-28; Apr 22-23; July 29-30; Sept 29-30	Staffs									125		125		
	15. Computer Skills Enhancement Training for Social Welfare Assistants- 2 batches	June 15-18; June 22-25	Clients								99			99		
	16. Group Facilitation Skills Development for Municipal Links- 2 batcheds	May 11-14; May 25-28	Clients								107			107		
	17. Multi-disciplinary Case Management Training for SWO IIs	March 24-26	Clients								44			44		
3. Monitoring and Evaluation																
	Travel Expense (Field)	Jan- Dec	Staffs							334	334	334	334	1,336		
	1. Regional Field Visit	April and Aug	Staffs								18	18		36		
	3. Regional Advisory Council Meeting - Convergence	March 24; August 24	Partners							35	35		35	105		
	4. DSWD- LBP Regional Action Center Committee Meeting	Mar 5; Oct 29	Partners							29		29	29	87		
	5. Semestral Regional Systems Conference	May and Sept	Partners								42	42		84		
	8. Apayao Provincial CSO Meeting	Apr 13; Aug 12	Partners								21	21		42		
	10. Baguio City Advisory Council Meeting	Mar 18; June 17; Sept 16; Nov 18	Partners							22	22	15	15	74		
	11. Baguio- Benguet Provincial CSO Meeting	Marc 19; Sept 17	Partners							36		36		72		
	12. Benguet Semestral Provincial Advisory Council Meeting	Mar 23, Sept 21	Partners							20		20		40		
	13. Ifugao Provincial CSO Meeting	May 20; Sept 9	Partners								25	25		50		
	14. Ifugao Provincial Advisory Council (PAC) Meeting	Apr 21; Aug 25	Partners								25	25		50		
	15. Kalinga Provincial CSO Meeting	May; Nov	Partners								24	24		48		
	17. Mountain Province Provincial CSO Meeting	May; Sept	Partners								27	27		54		


Objective/ Program/ Sub-Program/ Performance Indicator and Strategic Initiatives (1)	Activities (2)	Implementa-tion Period (3)	Unit (4)	PHYSICAL AND FINANCIAL ACCOMPLISHMENTS (2019)						2021 PHYSICAL TARGET					Physical Variance (16)	Reasons for Variance (17)
				Actual Q1-Q2		Estimated Q3-Q4		Total		Q1	Q2	Q3	Q4	Annual		
				Physical (5)	Financial (6)	Physical (7)	Financial (8)	Physical (9)=(6)+(7)	Financial (10)=(6)+(8)	(11)	(12)	(13)	(14)	=(11)+(12)+(13)		
	18. Mountain Province Provincial Advisory Council Meeting	May; Sept	Partners									29	29		58	
	20. Baguio City Partner Stakeholders Meeting	Mar 5; June 4; Sept 10; Nov 12	Partners								35	35	35	35	140	
	24. Kalinga Case Management and Caseload Management Consultation Workshop	April	Partners									34			34	
	33. Baguio City Quarterly Parent Leaders Meeting	Mar 30; June 29; Sept 29; Nov 25	Partners								107	107	107	107	428	
4. Advocacy Fund																
	6. Radio Program (FDS on-air and other program updates)	January to December	Clients												-	
5. Administrative Cost																
	1. OFFICE SUPPLIES	Jan- Dec	Staffs												-	
	2. FUEL, OIL AND LUBRICANTS	Jan- Dec	Staffs												-	
	5. POSTAGE AND DELIVERY	Jan- Dec	Staffs												-	
	7. MOBILE	Jan- Dec	Staffs												-	
	12. R/M IT EQUIPMENT	Jan- Dec	Staffs												-	
	16. Other MOOE	Jan- Dec	Staffs												-	
	19. Transportation and Delivery	Jan- Dec	Staffs												-	
	20. Semi Expendable - Office Equipment	Jan- Dec	Staffs												-	
SUSTAINABLE LIVELIHOOD PROGRAM																
1.3	Total number of house	Provision of Modalities under Microenterprise Development (MD) and Employment Facilitation (EF); Skills Training-MD, Seed Capital Fund (SCF), Cash for Building Livelihood Asset (CBLA), Community Mobilization Fund (CMF), and Employment Assistance Fund for Listahanan poor, Panlawid beneficiaries.	February to May								674	2,662	-	-	3,336	
	SLP Regular (SLPAs, walk-in/referral, IDPs, LAG)	Training Expense									674	2,662			3,336	
		a. Orientation on RA 6713, 2021 Direction Setting, and Stress Management Activity for SLP Staffs	February	Staffs							108	-	-	-	108	
		Other Supplies Expense	February								108				108	
		Semi-expendable - ICT Equipment	March												-	
		Other Professional Services													-	
ORGANIZATIONAL OUTCOME 2: RIGHTS OF THE POOR AND THE VULNERABLE SECTORS PROMOTED AND PROTECTED																
CENTERS AND RESIDENTIAL CARE FACILITIES																
Implementing and Operating Costs:																
	Semi Expendable Other Machinery Equipment	January			78,245.76		756,754.24								835,000.00	
	Other Professional Services	January-June			78,245.76		681,754.24	0							760,000.00	
	Subsidies-Others	January-June					21,000.00	0							21,000.00	
SUPPLEMENTARY FEEDING PROGRAM																
	Office Supplies for Field Office	Jan. to Dec	Staff		20,942.00		37,695,600.00		22,057.00		39,702,600.00		42,999.00		77,398,200.00	
	Cost of Service for MOA Staff	Feb to Dec	Staff													
	Communication Allowance of Technical Staff	Feb to Dec	Staff													
	Rent of Motor Vehicle for Spot Check, Monitoring and Inspection	Jan. to Dec	Unit													
	Conduct of Meeting with MSWDOs, SFP Focal and CDW	Jan. to Dec	MSWDO/CDW													
	Medical, Dental and Laboratory Supplies Expenses: Purchase of Personnel Protective Equipments	March to December	Staff													
	Travelling Expenses- Local: Conduct of Monitoring and Inspection.	Jan. to Dec	Staff													
	Subsidies- Others: Provision of Hot meal to Children Enrolled in Child Development Center	September	Child													
SOCIAL PENSION TO INDIGENT SENIOR CITIZENS																
Implementing and Operating Costs:																
					91,264		269,763,000		96,539		309,473,000		96,539		580,431,795	
															1,195,795	

Objective/ Program/ Sub-Program/ Performance Indicator and Strategic Initiatives (1)	Activities (2)	Implementation Period (3)	Unit (4)	PHYSICAL AND FINANCIAL ACCOMPLISHMENTS (2019)						2021 PHYSICAL TARGET					Physical Variance (16)	Reasons for Variance (17)
				Actual Q1-Q2		Estimated Q3-Q4		Total		Q1 (11)	Q2 (12)	Q3 (13)	Q4 (14)	Annual (15) =(11)+(12)+(13)		
				Physical (5)	Financial (6)	Physical (7)	Financial (8)	Physical (9)=(6)+(7)	Financial (10)=(8)+(9)							
	Traveling Expenses - Local	January-June	Staff					68	1,195,795	68	68			68	-	
	Cost of Service	April-June	Staff								3			3		
	1st Semester RAC Meeting	March 2-5, 2021	participants							80				80		
	2nd Semester RAC Meeting	September 21-24, 2021	participants									80		80		
	Regional Director's Field Visit and Monitoring	44287	participants								275			275		
	Rent-Motor Vehicle	February, April	motor vehicles							6	6			6		
CENTENARIAN ACT OF 2008										48	25	25	25	123	61	
	Semi-Expendable - ICT Equipment	March				1	9,500	-		1				1	1	
	Semi-Expendable - Communication Equipment	March				1	7,500	-		1				1	1	
	Payment of Cost of Service	January-February	staff	1	186,922	1	216,278	1	403,200	1				1	-	
PSP - ASISTANCE TO INDIVIDUALS IN CRISIS SITUATIONS (PSP-AICS)										3,435	-	-	-	3,435		
1	Number of benefic Provision of Financial Assistance to Individuals in c	January to June	Clients	-	-	-	-	-	-	3,435	-	-	-	3,435	3,435	
	a. Medical Assistance									1,505				1,505		
	b. Burial Assistance									130				130		
	c. Educational Assistance									1,744				1,744		
	d. Transportation Assistance									38				38		
	e. Food Assistance									14				14		
	f. Cash Assistance for Other Support Services									4				4		
2	Fund Transfer to LGUs Provision of Financial Assistance to Individuals in Crisis Situation through LGUs	January to June								As Need Arises			As Need Arises			
	Procurement or Reimbursement for mobile allowance of technical staff		No. of Technical Staff							22						
	Procurement of Office Supplies		No. of Staff							5						
PSP - ADOPTION				42	2,419,674	48	4,598,565	94	7,018,239	124	-	-	-	124	30	
	Subsidies for Foster Children without Special Needs	January-June	children	30	952,000	30	1,784,000	30	2,736,000	55				55	25	
	Subsidies for Foster Children with Special Needs	January-June	children	3	110,000	5	380,000	5	490,000	10				10	5	
	Traveling Expenses (Local)	January-June	staff					10		10				10		
	Office Supplies	March	staff					10		10				10		
	Other Supplies	March	staff					10		10				10		
	Cost of Service - MOA	January	staff	6	1,336,674	9	2,098,565	10	3,435,239	10				10	-	increase number of staff
	Representation Expenses	February	participants					15		15				15		
	Other MOOE - Honorarium (RCWSG)	January-March	RCWSG	4	21,000	4	336,000	4	357,000	4				4	-	
PSIF - COMMUNITY BASED				1.00	113,758.74	1.00	373,885.26	1.00	487,644.00	1.00	1.00	1.00	1.00	1.00	-	-
	Cost of Service-(AOII-For Creation)	January-December		1	113,758.74	1	373,885.26	1	487,644.00	1	1	1	1	1	-	-
	Representation Expenses	April														
SOCIAL WELFARE FOR DISTRESSED OVERSEAS FILIPINOS AND TRAFFICKED PERSONS				25	117,800	31	209,482	56	327,282	13	13	11	11	43	16	-
INTERNATIONAL SOCIAL SERVICES OFFICE (ISSO)				-	-	-	-	-	-	-	-	-	-	-	-	-
	Other Professional Services	January to December	Staff													
RECOVERY AND REINTEGRATION PROGRAM FOR TRAFFICKED PERSONS (RRPTP)				25	117,800	31	209,482	56	327,282	13	13	11	11	43	16	-
2.16	Number of traffic Provision of assistance to trafficked persons	January to December	clients	25	104,000	31	169,510	56	273,510	10	10	10	10	40	16	
	Traveling Expense	January to December	Staff		13,800		26,932	-	40,732	1	1	1	1	1		
	Office Supplies	January	lot				13,041		13,041	1				1		
	Training Expense	June	Training								1			1		
	Other Professional	January-June	Staff							1	1					

Objective/ Program/ Sub-Program/ Performance Indicator and Strategic Initiatives (1)	Activities (2)	Implementation Period (3)	Unit (4)	PHYSICAL AND FINANCIAL ACCOMPLISHMENTS (2019)						2021 PHYSICAL TARGET					Physical Variance (16)	Reasons for Variance (17)
				Actual Q1-Q2		Estimated Q3-Q4		Total		Q1 (11)	Q2 (12)	Q3 (13)	Q4 (14)	Annual (11)+(12)+(13) (15)		
				Physical	Financial	Physical	Financial	Physical	Financial							
				(5)	(6)	(7)	(8)	(9)=(6)+(7)	(10)=(6)+(8)							
ORGANIZATIONAL OUTCOME 3: IMMEDIATE RELIEF AND EARLY RECOVERY OF DISASTER VICTIMS				-	-	-	-	-	-	3,154.00	68.00	44.00	44.00	3,304.00	-	-
DISASTER RESPONSE AND REHABILITATION PROGRAM										81.00	66.00	44.00	44.00	236.00	-	-
	Food for Volunteers	March	Piece/Box/ Pack/Bottle/ Roll							15				15		
	Representation Expenses	February	Pax													
	Other Professional Expense - MOA/COS	Jan to Dec	Positions							22	22	22	22	88		
	Share on Provincial SWAD Offices	Jan to Dec	Positions							22	22	22	22	88		
	Telephone Expenses - Mobile	Jan to Dec	Positions							22	22			44		
	Office Supplies	March	Piece/Box/ Pack/Bottle/ Roll											-		
	Other Supplies Expenses	March	Piece											-		
	Subscription Expenses	Jan to Dec	subscription											-		
	Repairs and Maintenance for the Disaster Truck and Disaster car	May,	Unit											-		
	Printing and Publication	March and July	Unit											-		
	Medical, Dental and Other Medical Supplies	March	Piece											-		
	SE ICT Equipment	March	Piece											-		
	Other MOOE	March-December	Piece											-		
CLIMATE CHANGE ADAPTATION AND MITIGATION										65	-	-	-	65		
	Cash-for-Work(Subsidies)	May	Individuals							11	-	-	-	11		
	Other Professional Services	January	Individuals							18	-	-	-	18		
	Travelling Expenses	January to March	Individuals							18	-	-	-	18		
	Telephone Expenses-Mobile	March	Individuals							18	-	-	-	18		
QUICK RESPONSE FUND (QRF)										3,008	2	-	-	3,004		
	Welfare Goods Expense	Jan-Dec	packs							3,000				3,000		
	Gasoline, Oil and Lubricants Expenses	Feb-Dec	Month							2	2			4		
	Share in the Rents of Provincial SWAD Offices	Jan-Mar	Month							6						
	Other MOOE	Mar-Dec	Pieces													
ORGANIZATIONAL OUTCOME 4: CONTINUING COMPLIANCE OF SOCIAL WELFARE AND DEVELOPMENT AGENCIES TO STANDARDS IN THE DELIVERY OF SOCIAL WELFARE SERVICES ENSURED				0	0.00	0	0.00	0	-	24	0	24	0	0		
ORGANIZATIONAL OUTCOME 5: DELIVERY OF SOCIAL WELFARE AND DEVELOPMENT PROGRAMS				-	-	-	-	-	-	2	2	-	-	2	-	-
SOCIAL WELFARE AND DEVELOPMENT TECHNICAL ASSISTANCE AND RESOURCE AUGMENTATION				-	-	-	-	-	-	2	2	-	-	2	-	-
	Payment of Salaries and Wages - Regular	February to March	Staff													
	Payment of Cost of Service CP II (CBS)	January to June	Staff							2	2			2		
SUPPORT TO OPERATIONS:				-	-	5.00	273,349.20	5.00	273,349.20	25.00	5.00	5.00	5.00	19.00	-	-
SOCIAL TECHNOLOGY DEVELOPMENT				-	-	3	79,200	3	79,200	4	3	3	3	4	-	-
	Travelling Expenses for the monitoring and conduct of social marketing activities	April-Nov	staff			3	79,200	3	79,200	3	3	3	3	3	-	-
	Office Supplies	Jan-Dec	Lot													
POLICY DEVELOPMENT AND PLANS SECTION (PDPS)				-	-	-	-	-	-	1				1	-	-
	Training Expenses- Conduct of meeting on EO 70 implementation.	March	Participants							15.00	-	-	-	15.00	-	-
INFORMATION AND COMMUNICATIONS TECHNOLOGY MANAGEMENT				-	-	2.00	194,149.20	2.00	194,149.20	6.00	2.00	2.00	2.00	-	-	-
	Other Professional Services - hiring of CP I	January-September	Positions			2	194149.2	2	194149.2	6	2	2	2			
NATIONAL HOUSEHOLD TARGETTING SYSTEM FOR POVERTY REDUCTION				-	-	-	-	-	-	-	-	-	-	-	-	-
	Monitoring and sup	Conduct of Listahanan 3 Validation, Advocacy, and Data Sharing Activities - Travelling Expenses	February to June	Employees	7	213907	7	231093	7	445000	7	7	7	7	7	
		Augmentation for subscription of FO Metropolitan Area Network (METRO-E) - Subscription Expenses	January													
GENERAL ADMINISTRATION AND SUPPORT SERVICES				-	-	-	-	-	-	3	3	3	3	3	-	-

Objective/ Program/ Sub-Program/ Performance Indicator and Strategic Initiatives (1)	Activities (2)	Implementa-tion Period (3)	Unit (4)	PHYSICAL AND FINANCIAL ACCOMPLISHMENTS (2019)						2021 PHYSICAL TARGET					Physical Variance (16)	Reasons for Variance (17)		
				Actual Q1-Q2		Estimated Q3-Q4		Total		Q1	Q2	Q3	Q4	Annual				
				Physical	Financial	Physical	Financial	Physical	Financial	(9)=(6)+(7)	(10)=(6)+(8)	(11)	(12)	(13)			(14)	(11)+(12)+(13)
				(5)	(6)	(7)	(8)	(9)=(6)+(7)	(10)=(6)+(8)	(11)	(12)	(13)	(14)	(11)+(12)+(13)				
	Payment of Cost of Service of Administrative Officer II (HRWS), CP II (CBS)	February to December	Participants															
	Scholarship Expenses																	
	Other MOOE	January to March																
	Semi Expendable Office Equipment	January to March	1															
	Organizational Outcome 1																	
	Organizational Outcome 2																	
	Organizational Outcome 3																	
	Organizational Outcome 4																	
	Organizational Outcome 5																	
	Support To Operations																	
	GASS																	
GRAND TOTAL																		

Reviewed by:


NORIE C. CASTANEDA
 AO / Budget, Head

In coordination with:



ROSE D. ALDEIRO
 OIC Chief, Financial Management Division

Recommending Approval:


MARIFIL C. JUGAL
 OIC Chief, Policy and Plans Division


ENRIQUE H. GASCON JR.
 OIC ARD for Administration

Approved by:


LEO L. QUNTILLA
 OIC Regional Director

ANNUAL WORK AND FINANCIAL PLAN 2021
CONTINUING APPROPRIATIONS

Department Department of Social Welfare and Development
Agency Office of the Secretary
Operating Unit Regional Office CAR
Organizational Code (UACS) 20-000-0000001

Objective/ Program/ Sub-Program/ Performance Indicator and Strategic Initiatives (1)	Activities (2)	Implementa-tion Period (3)	Direct Release Fund										BUDGETARY REQUIREMENT	
			TOTAL Q1		TOTAL Q2		TOTAL Q3		TOTAL Q4		Annual		TOTAL Q1	
			FP	MDP	FP	MDP	FP	MDP	FP	MDP	FP	MDP	FP	MDP
			(21)	(22)	(26)	(27)	(31)	(32)	(36)	(37)	(38)	(39)	(43)	(44)
ORGANIZATIONAL OUTCOME 1: WELLBEING OF POOR FAMILIES IMPROVED			334,478.00	159,793.00	-	157,961.00	-	-	-	-	334,478.00	317,754.00	13,960,942.65	2,047,715.80
PANTAWID PAMILYANG PILIPINO PROGRAM			-	-	-	-	-	-	-	-	-	-	3,315,309.65	1,661,889.80
II. INCREMENTAL OPERATING COST													3,315,309.65	1,661,889.80
B. MOOE													3,315,309.65	1,661,889.80
1. Cost of Service													3,315,309.65	1,661,889.80
2. Training Fund													389,471.38	358,313.67
1. Other Professional													389,471.38	358,313.67
2. Training Fund													534,359.70	8,000.00
1. Computer Skills Enhancement Training for Social Welfare Assistants and Administrative Support Staff- 2 batches													120,000.00	-
2. Training of Trainers on Youth Development Session													231,500.00	-
4. Training-Workshop on Social Marketing for Field Staff													23,400.00	-
5. Supervisory Development Course (SDC) Track 2&3													107,459.70	-
6. Training-Orientation for Newly Hired Staff													16,000.00	8,000.00
15. Computer Skills Enhancement Training for Social Welfare Assistants- 2 batches													-	-
16. Group Facilitation Skills Development for Municipal Links- 2 batcheds													-	-
17. Multi-disciplinary Case Management Training for SWO IIs													36,000.00	-
3. Monitoring and Evaluation													982,677.59	205,388.80
Travel Expense (Field)													342,377.59	171,188.80
1. Regional Field Visit													82,500.00	-
3. Regional Advisory Council Meeting - Convergence													17,500.00	-
4. DSWD- LBP Regional Action Center Committee Meeting													20,500.00	-
5. Semestral Regional Systems Conference													355,400.00	-
8. Apayao Provincial CSO Meeting													12,000.00	-
10. Baguio City Advisory Council Meeting													4,400.00	-
11. Baguio- Benguet Provincial CSO Meeting													18,000.00	-
12. Benguet Semestral Provincial Advisory Council Meeting													10,000.00	-
13. Ifugao Provincial CSO Meeting													12,500.00	-
14. Ifugao Provincial Advisory Council (PAC) Meeting													12,500.00	-
15. Kalinga Provincial CSO Meeting													9,600.00	-
17. Mountain Province Provincial CSO Meeting													9,000.00	-

Objective/ Program/ Sub-Program/ Performance Indicator and Strategic Initiatives (1)	Activities (2)	Implementation Period (3)	Direct Release Fund											BUDGETARY REQUIREMENT		
			TOTAL Q1		TOTAL Q2		TOTAL Q3		TOTAL Q4		Annual		TOTAL Q1			
			FP	MDP	FP	MDP	FP	MDP	FP	MDP	FP	MDP	FP	MDP		
			(21)	(22)	(26)	(27)	(31)	(32)	(36)	(37)	(38)	(39)	(43)	(44)		
	18. Mountain Province Provincial Advisory Council Meeting	May; Sept													14,500.00	-
	20. Baguio City Partner Stakeholders Meeting	Mar 5; June 4; Sept 10; Nov 12													23,500.00	23,500.00
	24. Kalinga Case Management and Caseload Management Consultation Workshop	April													17,000.00	-
	33. Baguio City Quarterly Parent Leaders Meeting	Mar 30; June 29; Sept 29; Nov 25													21,400.00	10,700.00
4. Advocacy Fund															113,382.00	56,691.00
	6. Radio Program (FDS on-air and other program updates)	January to December													113,382.00	56,691.00
5. Administrative Cost															1,295,418.98	1,033,496.33
	1. OFFICE SUPPLIES	Jan- Dec													905,944.69	905,944.69
	2. FUEL, OIL AND LUBRICANTS	Jan- Dec													10,990.75	9,500.00
	5. POSTAGE AND DELIVERY	Jan- Dec													13,957.54	13,957.54
	7. MOBILE	Jan- Dec													90,188.00	90,188.00
	12. R/M IT EQUIPMENT	Jan- Dec													14,638.00	13,906.10
	16. Other MOOE	Jan- Dec													19,000.00	-
	19. Transportation and Delivery	Jan- Dec													150,000.00	-
	20. Semi Expendable - Office Equipment	Jan- Dec													90,700.00	-
SUSTAINABLE LIVELIHOOD PROGRAM			334,478.00	169,793.00	-	157,961.00	-	-	-	-	334,478.00	317,764.00	10,645,633.00	385,826.00		
1.3	Total number of house	Provision of Modalities under Microenterprise Development (MD) and Employment Facilitation (EF): Skills Training-MD, Seed Capital Fund (SCF), Cash for Building Livelihood Asset (CBLA), Community Mobilization Fund (CMF), and Employment Assistance Fund for Listahanan poor, Pantawid beneficiaries.													10,110,000.00	-
	SLP Regular (SLPAs, walk-in/referral, IDPs, LAG)	February to May													10,110,000.00	-
	Training Expense		155,200.00	-	-	147,440.00	-	-	-	-	155,200.00	147,440.00	-	-	-	-
	a. Orientation on RA 6713, 2021 Direction Setting, and Stress Management Activity for SLP Staffs	February	155,200.00	-	-	147,440.00	-	-	-	-	155,200.00	147,440.00	-	-	-	-
	Other Supplies Expense	February	11,075.00	-	-	10,521.00	-	-	-	-	11,075.00	10,521.00	-	-	-	-
	Semi-expandable - ICT Equipment	March	-	-	-	-	-	-	-	-	-	-	-	-	-	-
	Other Professional Services		168,203.00	159,793.00	-	-	-	-	-	-	168,203.00	159,793.00	406,133.00	385,826.00	-	-
ORGANIZATIONAL OUTCOME 2: RIGHTS OF THE POOR AND THE VULNERABLE SECTORS AND RESIDENTIAL CARE FACILITIES			5,536,166.00	3,218,490.40	2,479,621.64	3,606,535.38	-	443,398.93	-	552,995.00	8,015,787.64	7,821,419.71	74,369,407.85	72,695,092.15		
Implementing and Operating Costs:			251,462.00	167,492.60	225,465.39	214,188.90	-	71,399.52	-	-	476,927.39	453,081.02	534,645.00	434,748.50		
	Semi Expendable Other Machinery Equipment	January	26,000.00	24,700.00	-	-	-	-	-	-	26,000.00	24,700.00	-	-		
	Other Professional Services	January-June	225,462.00	142,792.60	225,465.39	214,188.90	-	71,399.52	-	-	450,927.39	428,381.02	272,445.00	172,548.50		
	Subsidies-Others	January-June	-	-	-	-	-	-	-	-	-	-	262,200.00	262,200.00		
SUPPLEMENTARY FEEDING PROGRAM			4,282,704.00	2,289,997.80	799,128.81	2,436,946.45	-	129,425.92	-	172,425.00	5,081,832.81	5,028,795.17	-	-		
	Office Supplies for Field Office	Jan. to Dec	7,215.00	6,854.25	-	-	-	-	-	-	7,215.00	6,854.25	-	-		
	Cost of Service for MOA Staff	Feb to Dec	180,909.00	171,863.55	344,391.00	327,171.45	-	-	-	-	525,300.00	499,035.00	-	-		
	Communication Allowance of Technical Staff	Feb to Dec	13,500.00	-	4,500.00	12,825.00	-	4,275.00	-	-	18,000.00	17,100.00	-	-		
	Rent of Motor Vehicle for Spot Check, Monitoring and Inspection	Jan. to Dec	-	-	302,500.00	-	-	114,950.00	-	172,425.00	302,500.00	287,375.00	-	-		
	Conduct of Meeting with MSWDOs, SFP Focal and CDW	Jan. to Dec	-	-	77,000.00	73,150.00	-	-	-	-	77,000.00	73,150.00	-	-		
	Medical, Dental and Laboratory Supplies Expenses: Purchase of Personnel Protective Equipments	March to December	30,000.00	-	-	28,500.00	-	-	-	-	30,000.00	28,500.00	-	-		
	Travelling Expenses- Local: Conduct of Monitoring and Inspection.	Jan. to Dec	30,000.00	-	70,737.81	85,500.00	-	10,200.92	-	-	100,737.81	95,700.92	-	-		
	Subsidies- Others: Provision of Hot meal to Children Enrolled in Child Development Center	September	4,021,080.00	2,111,280.00	-	1,909,800.00	-	-	-	-	4,021,080.00	4,021,080.00	-	-		
SOCIAL PENSION TO INDIGENT SENIOR CITIZENS			945,000.00	707,750.00	1,289,737.90	878,501.01	-	156,180.00	-	380,570.00	2,234,737.90	2,123,001.01	-	-		
Implementing and Operating Costs:			945,000.00	707,750.00	1,289,737.90	878,501.01	-	156,180.00	-	380,570.00	2,234,737.90	2,123,001.01	-	-		

Objective/ Program/ Sub-Program/ Performance Indicator and Strategic Initiatives (1)	Activities (2)	Implementa-tion Period (3)	Direct Release Fund											BUDGETARY REQUIREMENT	
			TOTAL Q1		TOTAL Q2		TOTAL Q3		TOTAL Q4		Annual		TOTAL Q1		
			FP (21)	MDP (22)	FP (26)	MDP (27)	FP (31)	MDP (32)	FP (36)	MDP (37)	FP (38)	MDP (39)	FP (43)	MDP (44)	
	Traveling Expenses - Local	January-June	325,000.00	308,750.00	354,237.90	336,526.01	-	-	-	-	679,237.90	645,276.01			
	Cost of Service	April-June	-	-	547,500.00	173,375.00	-	156,180.00	-	190,570.00	547,500.00	520,125.00			
	1st Semester RAC Meeting	March 2-5, 2021	200,000.00	-	-	190,000.00	-	-	-	-	200,000.00	190,000.00			
	2nd Semester RAC Meeting	September 21, 2021	-	-	200,000.00	-	-	-	190,000.00	200,000.00	190,000.00				
	Regional Director's Field Visit and Monitoring	44287	-	-	100,000.00	95,000.00	-	-	-	100,000.00	95,000.00				
	Rent-Motor Vehicle	February, April	420,000.00	399,000.00	88,000.00	83,600.00	-	-	-	-	508,000.00	482,600.00			
CENTENARIAN ACT OF 2008			-	-	-	-	-	-	-	-	-	-	74,704.27	42,469.06	
	Semi-Expendable - ICT Equipment	March											15,000.00	-	
	Semi-Expendable - Communication Equipment	March											15,000.00	-	
	Payment of Cost of Service	January-February											44,704.27	42,469.06	
PSP - ASISTANCE TO INDIVIDUALS IN CRISIS SITUATIONS (PSP-AICS)													72,484,959.27	71,040,913.88	
1	Number of benefi	Provision of Financial Assistance to Individuals in c	January to June												
	a. Medical Assistance														
	b. Burial Assistance														
	c. Educational Assistance														
	d. Transportation Assistance														
	e. Food Assistance														
	f. Cash Assistance for Other Support Services														
2	Fund Transfer to LGUs	Provision of Financial Assistance to Individuals in Crisis Situation through LGUs	January to June												
		Procurement or Reimbursement for mobile allowance of technical staff													
		Procurement of Office Supplies													
PSP - ADOPTION													3,252.50	3,089.88	
	Subsidies for Foster Children without Special Needs	January-June													
	Subsidies for Foster Children with Special Needs	January-June													
	Traveling Expenses (Local)	January-June													
	Office Supplies	March													
	Other Supplies	March													
	Cost of Service - MOA	January													
	Representation Expenses	February													
	Other MOOE - Honorarium (RCWSG)	January-March													
PSIF - COMMUNITY BASED															
	Cost of Service-(AOII-For Creation)	January-December													
	Representation Expenses	April													
SOCIAL WELFARE FOR DISTRESSED OVERSEAS FILIPINOS AND TRAFFICKED PERSONS			57,000.00	53,250.00	165,289.54	76,899.02	-	86,393.49	-	-	222,289.54	216,542.51	56,200.00	53,390.00	
INTERNATIONAL SOCIAL SERVICES OFFICE (ISSO)															
	Other Professional Services	January to December													
RECOVERY AND REINTEGRATION PROGRAM FOR TRAFFICKED PERSONS (RRPTP)			57,000.00	53,250.00	165,289.54	76,899.02	-	86,393.49	-	-	222,289.54	216,542.51	33,000.00	31,350.00	
2.16	Number of traffick	Provision of assistance to trafficked persons	January to December	39,000.00	39,000.00	68,349.02	68,349.02	-	-	-	107,349.02	107,349.02	-	-	
		Traveling Expense	January to December	9,000.00	5,700.00	9,000.00	8,550.00	-	2,850.00	-	18,000.00	17,100.00	-	-	
		Office Supplies	January	8,000.00	7,600.00	6,140.52	-	-	5,833.49	-	14,140.52	13,433.49	-	-	
		Training Expense	June	1,000.00	950.00	81,800.00	-	-	77,710.00	-	82,800.00	78,660.00	-	-	
		Other Professional	January-June	-	-	-	-	-	-	-	-	-	33,000.00	31,350.00	

Objective/ Program/ Sub-Program/ Performance Indicator and Strategic Initiatives (1)	Activities (2)	Implementation Period (3)	Direct Release Fund										BUDGETARY REQUIREMENT		
			TOTAL Q1		TOTAL Q2		TOTAL Q3		TOTAL Q4		Annual		TOTAL Q1		
			FP	MDP	FP	MDP	FP	MDP	FP	MDP	FP	MDP	FP	MDP	
			(21)	(22)	(26)	(27)	(31)	(32)	(36)	(37)	(38)	(39)	(43)	(44)	
ORGANIZATIONAL OUTCOME 3: IMMEDIATE RELIEF AND EARLY RECOVERY OF DISASTERS AND REHABILITATION PROGRAM			-	-	-	-	-	-	-	-	-	-	-	7,348,301.92	2,890,593.35
	Food for Volunteers	March												5,434,275.15	1,086,065.67
	Representation Expenses	February												390,316.00	-
	Other Professional Expense - MOA/COS	Jan to Dec												170,200.00	-
	Share on Provincial SWAD Offices	Jan to Dec												440,963.31	440,963.31
	Telephone Expenses - Mobile	Jan to Dec												165,465.80	165,465.80
	Office Supplies	March												36,934.11	-
	Other Supplies Expenses	March												58,980.00	-
	Subscription Expenses	Jan to Dec												2,877,819.36	479,636.56
	Repairs and Maintenance for the Disaster Truck and Disaster car	May,												-	-
	Printing and Publication	March and July												135,000.00	-
	Medical, Dental and Other Medical Supplies	March												73,165.00	-
	SE ICT Equipment	March												999,960.00	-
	Other MOOE	March-December												85,471.57	-
CLIMATE CHANGE ADAPTATION AND MITIGATION														339,961.91	268,412.82
	Cash-for-Work(Subsidies)	May												-	-
	Other Professional Services	January												191,639.69	191,639.69
	Travelling Expenses	January to March												115,159.70	76,773.13
	Telephone Expenses-Mobile	March												33,162.52	-
QUICK RESPONSE FUND (QRF)														1,574,064.86	1,536,114.86
	Welfare Goods Expense	Jan-Dec												1,529,353.06	1,529,353.06
	Gasoline, Oil and Lubricants Expenses	Feb-Dec												6,761.80	6,761.80
	Share in the Rents of Provincial SWAD Offices	Jan-Mar												-	-
	Other MOOE	Mar-Dec												37,950.00	-
ORGANIZATIONAL OUTCOME 4: CONTINUING COMPLIANCE OF SOCIAL WELFARE AND DEVELOPMENT TECHNICAL ASSISTANCE AND RESOURCE ALLOCATION														121,819.70	-
	Rent of Motor Vehicle	April-May												121,819.70	-
ORGANIZATIONAL OUTCOME 5: DELIVERY OF SOCIAL WELFARE AND DEVELOPMENT TECHNICAL ASSISTANCE AND RESOURCE ALLOCATION			342,488.95	183,659.46	-	140,916.63	-	-	-	342,488.95	324,576.09	-	-	-	-
	Payment of Salaries and Wages - Regular	February to March	26,280.66	24,178.21	-	-	-	-	-	26,280.66	24,178.21	-	-	-	-
	Payment of Cost of Service CP II (CBS)	January to June	316,208.29	159,481.25	-	140,916.63	-	-	-	316,208.29	300,397.88	-	-	-	-
SUPPORT TO OPERATIONS:			86,181.26	81,872.20	147,000.00	139,650.00	35,093.00	33,338.35	-	268,274.26	254,860.55	162,375.70	124,754.67	-	-
SOCIAL TECHNOLOGY DEVELOPMENT														25,000.00	-
	Travelling Expenses for the monitoring and conduct of social marketing activities	April-Nov												-	-
	Office Supplies	Jan-Dec												25,000.00	-
POLICY DEVELOPMENT AND PLANS SECTION (PDPS)														6,055.00	-
	Training Expenses- Conduct of meeting on EO 70 implementation.	March												6,055.00	-
INFORMATION AND COMMUNICATIONS TECHNOLOGY MANAGEMENT														131,320.70	124,754.67
	Other Professional Services - hiring of CP I	January-September												131,320.70	124,754.67
NATIONAL HOUSEHOLD TARGETTING SYSTEM FOR POVERTY REDUCTION			86,181.26	81,872.20	147,000.00	139,650.00	35,093.00	33,338.35	-	268,274.26	254,860.55	-	-	-	-
Monitoring and sup	Conduct of Listahanan 3 Validation, Advocacy, and Data Sharing Activities - Travelling Expenses	February to June	49,000.00	46,550.00	147,000.00	139,650.00	35,093.00	33,338.35	-	231,093.00	219,538.35	-	-	-	-
	Augmentation for subscription of FO Metropolitan Area Network (METRO-E) - Subscription Expenses	January	37,181.26	35,322.20	-	-	-	-	-	37,181.26	35,322.20	-	-	-	-
GENERAL ADMINISTRATION AND SUPPORT SERVICES			207,654.59	58,300.55	-	97,901.16	-	41,070.16	-	207,654.59	197,271.86	256,357.73	27,235.55	-	-


Objective/ Program/ Sub-Program/ Performance Indicator and Strategic Initiatives (1)	Activities (2)	Implementa-tion Period (3)	Direct Release Fund										BUDGETARY REQUIREMENT	
			TOTAL Q1		TOTAL Q2		TOTAL Q3		TOTAL Q4		Annual		TOTAL Q1	
			FP (21)	MDP (22)	FP (26)	MDP (27)	FP (31)	MDP (32)	FP (36)	MDP (37)	FP (38)	MDP (39)	FP (43)	MDP (44)
	Payment of Cost of Service of Administrative Officer II (HRWS), CP II (CBS)	February to December	207,654.59	58,300.55	-	97,901.16	-	41,070.15	-	-	207,654.59	197,271.86	-	-
	Scholarship Expenses		-	-	-	-	-	-	-	-	-	-	227,688.73	-
	Other MOOE	January to March	-	-	-	-	-	-	-	-	-	-	13,670.00	12,986.50
	Semi Expendable Office Equipment	January to March	-	-	-	-	-	-	-	-	-	-	14,999.00	14,249.05
	Organizational Outcome I		334,478.00	159,793.00	-	157,961.00	-	-	-	334,478.00	317,754.00	13,960,942.65	2,047,715.80	
	Organizational Outcome 2		5,536,166.00	3,218,490.40	2,479,621.64	3,606,535.38	-	443,398.93	-	552,995.00	8,015,787.64	7,821,419.71	74,369,407.85	72,695,092.15
	Organizational Outcome 3		-	-	-	-	-	-	-	-	-	-	7,348,301.92	2,890,593.35
	Organizational Outcome 4		-	-	-	-	-	-	-	-	-	-	121,819.70	-
	Organizational Outcome 5		342,488.95	183,659.46	-	140,916.63	-	-	-	342,488.95	324,576.09	-	-	
	Support To Operations		86,181.26	81,872.20	147,000.00	139,650.00	35,093.00	33,338.35	-	268,274.26	254,860.55	162,375.70	124,754.67	
	GASS		207,654.59	58,300.55	-	97,901.16	-	41,070.15	-	207,654.59	197,271.86	256,357.73	27,235.55	
	GRAND TOTAL		6,506,968.80	3,702,115.60	2,626,621.64	4,142,964.17	35,093.00	517,807.43	-	552,995.00	9,168,683.44	8,915,882.20	96,219,205.55	77,785,391.51

Reviewed by:


NORIE V. CASTANEDA
 AO V Budget, Head

In coordination with:



ROSE C. D. DERO
 OIC Chief, Financial Management Division


MARIFIL O. JUGAL
 OIC Chief, Policy and Plans Division

Recommending Approval:


ENRIQUE T. GASCON JR.
 OIC ARD for Administration

Approved by:


LEO L. QUNTILLA
 OIC Regional Director

ANNUAL WORK AND FINANCIAL PLAN 2021
CONTINUING APPROPRIATIONS

Department Department of Social Welfare and Development
Agency Office of the Secretary
Operating Unit Regional Office CAR
Organizational Code (UACS) 20-000-000001

Objective/ Program/ Sub-Program/ Performance Indicator and Strategic Initiatives (1)	Activities (2)	Implementa-tion Period (3)	CENTRALLY MANAGED FUND								TOTAL		ALLOTMENT CLASS (86)
			TOTAL Q2		TOTAL Q3		TOTAL Q4		Annual		FP (84)	MDP (85)	
			FP (48)	MDP (49)	FP (53)	MDP (54)	FP (58)	MDP (59)	FP (60)	MDP (61)			
ORGANIZATIONAL OUTCOME 1: WELLBEING OF POOR FAMILIES IMPROVED			42,599,842.89	53,642,820.79	513,566.39	1,042,466.39	162,840.24	398,720.03	57,237,192.16	57,131,723.01	57,571,670.16	57,449,477.01	
PANTAWID PAMILYANG PILIPINO PROGRAM			1,846,359.54	2,696,925.79	513,566.39	1,042,466.39	162,840.24	398,720.03	5,838,075.81	5,800,002.01	5,838,075.81	5,800,002.01	
II. INCREMENTAL OPERATING COST			1,846,359.54	2,696,925.79	513,566.39	1,042,466.39	162,840.24	398,720.03	5,838,075.81	5,800,002.01	5,838,075.81	5,800,002.01	
B. MOOE			1,846,359.54	2,696,925.79	513,566.39	1,042,466.39	162,840.24	398,720.03	5,838,075.81	5,800,002.01	5,838,075.81	5,800,002.01	
1. Cost of Service													
1. Other Professional									389,471.38	358,313.67	389,471.38	358,313.67	
2. Training Fund			1,122,300.00	1,122,459.70	-	518,200.00	-	8,000.00	1,656,659.70	1,656,659.70	1,656,659.70	1,656,659.70	MOOE
1. Computer Skills Enhancement Training for Social Welfare Assistants and Administrative Support Staff- 2 batches				120,000.00	-	-	-	-	120,000.00	120,000.00	120,000.00	120,000.00	MOOE
2. Training of Trainers on Youth Development Session				231,500.00	-	-	-	-	231,500.00	231,500.00	231,500.00	231,500.00	MOOE
4. Training-Workshop on Social Marketing for Field Staff				23,400.00	-	-	-	-	23,400.00	23,400.00	23,400.00	23,400.00	MOOE
5. Supervisory Development Course (SDC) Track 2&3				107,459.70	-	-	-	-	107,459.70	107,459.70	107,459.70	107,459.70	MOOE
6. Training-Orientation for Newly Hired Staff			16,000.00	8,000.00	-	8,000.00	-	8,000.00	32,000.00	32,000.00	32,000.00	32,000.00	MOOE
15. Computer Skills Enhancement Training for Social Welfare Assistants- 2 batches			510,200.00	-	-	510,200.00	-	-	510,200.00	510,200.00	510,200.00	510,200.00	MOOE
16. Group Facilitation Skills Development for Municipal Links- 2 batcheds			596,100.00	596,100.00	-	-	-	-	596,100.00	596,100.00	596,100.00	596,100.00	MOOE
17. Multi-disciplinary Case Management Training for SWO IIs				36,000.00	-	-	-	-	36,000.00	36,000.00	36,000.00	36,000.00	MOOE
3. Monitoring and Evaluation			721,066.39	1,316,466.39	513,566.39	524,266.39	162,840.24	334,029.03	2,380,150.60	2,380,150.60	2,380,150.60	2,380,150.60	
Travel Expense (Field)			513,566.39	513,566.39	513,566.39	513,566.39	162,840.24	334,029.03	1,532,350.60	1,532,350.60	1,532,350.60	1,532,350.60	MOOE
1. Regional Field Visit			162,000.00	244,500.00	-	-	-	-	244,500.00	244,500.00	244,500.00	244,500.00	MOOE
3. Regional Advisory Council Meeting - Convergence				17,500.00	-	-	-	-	17,500.00	17,500.00	17,500.00	17,500.00	MOOE
4. DSWD- LBP Regional Action Center Committee Meeting			45,500.00	66,000.00	-	-	-	-	66,000.00	66,000.00	66,000.00	66,000.00	MOOE
5. Semestral Regional Systems Conference				355,400.00	-	-	-	-	355,400.00	355,400.00	355,400.00	355,400.00	MOOE
8. Apayao Provincial CSO Meeting				12,000.00	-	-	-	-	12,000.00	12,000.00	12,000.00	12,000.00	MOOE
10. Baguio City Advisory Council Meeting				4,400.00	-	-	-	-	4,400.00	4,400.00	4,400.00	4,400.00	MOOE
11. Baguio- Benguet Provincial CSO Meeting				18,000.00	-	-	-	-	18,000.00	18,000.00	18,000.00	18,000.00	MOOE
12. Benguet Semestral Provincial Advisory Council Meeting				10,000.00	-	-	-	-	10,000.00	10,000.00	10,000.00	10,000.00	MOOE
13. Ifugao Provincial CSO Meeting				12,500.00	-	-	-	-	12,500.00	12,500.00	12,500.00	12,500.00	MOOE
14. Ifugao Provincial Advisory Council (PAC) Meeting				12,500.00	-	-	-	-	12,500.00	12,500.00	12,500.00	12,500.00	MOOE
15. Kalinga Provincial CSO Meeting				9,600.00	-	-	-	-	9,600.00	9,600.00	9,600.00	9,600.00	MOOE
17. Mountain Province Provincial CSO Meeting				9,000.00	-	-	-	-	9,000.00	9,000.00	9,000.00	9,000.00	MOOE


Objective/ Program/ Sub-Program/ Performance Indicator and Strategic Initiatives (1)	Activities (2)	Implementa-tion Period (3)	CENTRALLY MANAGED FUND								TOTAL		ALLOTMENT CLASS (86)	
			TOTAL Q2		TOTAL Q3		TOTAL Q4		Annual		FP	MDP		
			FP	MDP	FP	MDP	FP	MDP	FP	MDP	FP	MDP		
			(48)	(49)	(53)	(54)	(58)	(59)	(60)	(61)	(84)	(85)		
	18. Mountain Province Provincial Advisory Council Meeting	May; Sept	-	14,500.00	-	-	-	-	-	14,500.00	14,500.00	14,500.00	14,500.00	MOOE
	20. Baguio City Partner Stakeholders Meeting	Mar 5; June 4; Sept 10; Nov 12	-	-	-	-	-	-	-	23,500.00	23,500.00	23,500.00	23,500.00	MOOE
	24. Kalinga Case Management and Caseload Management Consultation Workshop	April	-	17,000.00	-	-	-	-	-	17,000.00	17,000.00	17,000.00	17,000.00	MOOE
	33. Baguio City Quarterly Parent Leaders Meeting	Mar 30; June 29; Sept 29; Nov 25	-	-	-	10,700.00	-	-	-	21,400.00	21,400.00	21,400.00	21,400.00	MOOE
4. Advocacy Fund			-	-	-	-	-	-	56,691.00	113,382.00	113,382.00	113,382.00	113,382.00	
	6. Radio Program (FDS on-air and other program updates)	January to December	-	-	-	-	-	-	56,691.00	113,382.00	113,382.00	113,382.00	113,382.00	MOOE
5. Administrative Cost			2,993.15	257,999.71	-	-	-	-	-	1,298,412.13	1,291,496.04	1,298,412.13	1,291,496.04	
	1. OFFICE SUPPLIES	Jan- Dec	-	-	-	-	-	-	-	905,944.69	905,944.69	905,944.69	905,944.69	MOOE
	2. FUEL, OIL AND LUBRICANTS	Jan- Dec	-	941.21	-	-	-	-	-	10,990.75	10,441.21	10,990.75	10,441.21	MOOE
	5. POSTAGE AND DELIVERY	Jan- Dec	-	-	-	-	-	-	-	13,957.54	13,957.54	13,957.54	13,957.54	MOOE
	7. MOBILE	Jan- Dec	-	-	-	-	-	-	-	90,188.00	90,188.00	90,188.00	90,188.00	
	12. R/M IT EQUIPMENT	Jan- Dec	-	-	-	-	-	-	-	14,638.00	13,906.10	14,638.00	13,906.10	
	16. Other MOOE	Jan- Dec	2,993.15	20,893.49	-	-	-	-	-	21,993.15	20,893.49	21,993.15	20,893.49	MOOE
	19. Transportation and Delivery	Jan- Dec	-	150,000.00	-	-	-	-	-	150,000.00	150,000.00	150,000.00	150,000.00	MOOE
	20. Semi Expendable - Office Equipment	Jan- Dec	-	86,165.00	-	-	-	-	-	90,700.00	86,165.00	90,700.00	86,165.00	MOOE
SUSTAINABLE LIVELIHOOD PROGRAM			40,753,483.35	50,945,895.00	-	-	-	-	-	51,399,116.35	51,331,721.00	51,733,584.35	51,649,475.00	
1.3	Total number of house	Provision of Modalities under Microenterprise Development (MD) and Employment Facilitation (EF): Skills Training-MD, Seed Capital Fund (SCF), Cash for Building Livelihood Asset (CBLA), Community Mobilization Fund (CMF), and Employment Assistance Fund for Listahanan poor, Panlawid beneficiaries.	39,941,217.00	50,051,217.00	-	-	-	-	-	50,051,217.00	50,051,217.00	50,051,217.00	50,051,217.00	
	SLP Regular (SLPAs, walk-in/referral, IDPs, LAG)	February to May	39,941,217.00	50,051,217.00	-	-	-	-	-	50,051,217.00	50,051,217.00	50,051,217.00	50,051,217.00	
	Training Expense		-	-	-	-	-	-	-	-	-	155,200.00	147,440.00	
	a. Orientation on RA 6713, 2021 Direction Setting, and Stress Management Activity for SLP Staffs	February	-	-	-	-	-	-	-	-	-	155,200.00	147,440.00	
	Other Supplies Expense	February	-	-	-	-	-	-	-	-	-	-	-	
	Semi-expendable - ICT Equipment	March	-	123,025.00	-	-	-	-	-	-	-	11,075.00	10,521.00	MOOE
	Other Professional Services		812,266.35	771,653.00	-	-	-	-	-	129,500.00	123,025.00	1,386,602.35	1,317,272.00	MOOE
ORGANIZATIONAL OUTCOME 2: RIGHTS OF THE POOR AND THE VULNERABLE SECTORS AND RESIDENTIAL CARE FACILITIES			484,699.69	1,998,317.44	86,631.00	168,573.65	112,897.50	107,252.63	75,053,636.04	74,969,235.87	83,069,423.68	82,790,655.58		
Implementing and Operating Costs:			272,444.95	254,509.04	-	86,274.20	-	-	807,089.95	775,531.74	1,284,017.34	1,228,612.76		
	Semi Expendable Other Machinery Equipment	January	-	-	-	-	-	-	-	-	-	26,000.00	24,700.00	MOOE
	Other Professional Services	January-June	272,444.95	254,509.04	-	86,274.20	-	-	544,889.95	513,331.74	995,817.34	941,712.76	MOOE	
	Subsidies-Others	January-June	-	-	-	-	-	-	262,200.00	262,200.00	262,200.00	262,200.00	MOOE	
SUPPLEMENTARY FEEDING PROGRAM			-	-	-	-	-	-	-	-	-	5,081,832.81	5,028,795.17	
	Office Supplies for Field Office	Jan. to Dec	-	-	-	-	-	-	-	-	-	7,215.00	6,854.25	MOOE
	Cost of Service for MOA Staff	Feb to Dec	-	-	-	-	-	-	-	-	-	525,300.00	499,035.00	MOOE
	Communication Allowance of Technical Staff	Feb to Dec	-	-	-	-	-	-	-	-	-	18,000.00	17,100.00	MOOE
	Rent of Motor Vehicle for Spot Check, Monitoring and Inspection	Jan. to Dec	-	-	-	-	-	-	-	-	-	302,500.00	287,375.00	MOOE
	Conduct of Meeting with MSWDOs, SFP Focal and CDW	Jan. to Dec	-	-	-	-	-	-	-	-	-	77,000.00	73,150.00	MOOE
	Medical, Dental and Laboratory Supplies Expenses: Purchase of Personnel Protective Equipments	March to December	-	-	-	-	-	-	-	-	-	30,000.00	28,500.00	MOOE
	Travelling Expenses- Local: Conduct of Monitoring and Inspection.	Jan. to Dec	-	-	-	-	-	-	-	-	-	100,737.81	95,700.92	MOOE
	Subsidies- Others: Provision of Hot meal to Children Enrolled in Child Development Center	September	-	-	-	-	-	-	-	-	-	4,021,080.00	4,021,080.00	MOOE
SOCIAL PENSION TO INDIGENT SENIOR CITIZENS			-	-	-	-	-	-	-	-	-	2,234,737.90	2,123,001.01	
Implementing and Operating Costs:			-	-	-	-	-	-	-	-	-	2,234,737.90	2,123,001.01	

Objective/ Program/ Sub-Program/ Performance Indicator and Strategic Initiatives (1)	Activities (2)	Implementa-tion Period (3)	CENTRALLY MANAGED FUND								TOTAL		ALLOTMENT CLASS (86)	
			TOTAL Q2		TOTAL Q3		TOTAL Q4		Annual		FP (84)	MDP (85)		
			FP (48)	MDP (49)	FP (53)	MDP (54)	FP (58)	MDP (59)	FP (60)	MDP (61)				
	Traveling Expenses - Local	January-June								-	-	679,237.90	645,276.01	MOOE
	Cost of Service	April-June								-	-	547,500.00	520,125.00	MOOE
	1st Semester RAC Meeting	March 2-5, 2021								-	-	200,000.00	190,000.00	MOOE
	2nd Semester RAC Meeting	September 21-24, 2021								-	-	200,000.00	190,000.00	MOOE
	Regional Director's Field Visit and Monitoring	44287								-	-	100,000.00	95,000.00	MOOE
	Rent-Motor Vehicle	February, April								-	-	508,000.00	482,600.00	
CENTENARIAN ACT OF 2008				28,500.00						74,704.27	70,969.06	74,704.27	70,969.06	
	Semi-Expendable - ICT Equipment	March		14,250.00						15,000.00	14,250.00	15,000.00	14,250.00	MOOE
	Semi-Expendable - Communication Equipment	March		14,250.00						15,000.00	14,250.00	15,000.00	14,250.00	MOOE
	Payment of Cost of Service	January-February								44,704.27	42,469.06	44,704.27	42,469.06	MOOE
PSP - ASISTANCE TO INDIVIDUALS IN CRISIS SITUATIONS (PSP-AICS)			27,818.00	1,470,309.87						72,512,777.27	72,511,223.75	72,512,777.27	72,511,223.75	
1	Number of benefic Provision of Financial Assistance to Individuals in	January to June		1,443,882.77						17,481,706.77	17,481,706.77	17,481,706.77	17,481,706.77	
	a. Medical Assistance			1,303,482.77						10,636,706.77	10,636,706.77	10,636,706.77	10,636,706.77	MOOE
	b. Burial Assistance			140,400.00						1,170,000.00	1,170,000.00	1,170,000.00	1,170,000.00	MOOE
	c. Educational Assistance									5,232,000.00	5,232,000.00	5,232,000.00	5,232,000.00	MOOE
	d. Transportation Assistance									361,000.00	361,000.00	361,000.00	361,000.00	MOOE
	e. Food Assistance									42,000.00	42,000.00	42,000.00	42,000.00	MOOE
	f. Cash Assistance for Other Support Services									40,000.00	40,000.00	40,000.00	40,000.00	MOOE
2	Fund Transfer to LGUs Provision of Financial Assistance to Individuals in Crisis Situation through LGUs	January to June								55,000,000.00	55,000,000.00	55,000,000.00	55,000,000.00	MOOE
	Procurement or Reimbursement for mobile allowance of technical staff		27,818.00	26,427.10						27,818.00	26,427.10	27,818.00	26,427.10	MOOE
	Procurement of Office Supplies									3,252.50	3,089.88	3,252.50	3,089.88	MOOE
PSP - ADOPTION			4,194.00	73,767.93						1,177,277.81	1,153,813.92	1,177,277.81	1,153,813.92	
	Subsidies for Foster Children without Special Needs	January-June								508,000.00	508,000.00	508,000.00	508,000.00	MOOE
	Subsidies for Foster Children with Special Needs	January-June								200,000.00	200,000.00	200,000.00	200,000.00	MOOE
	Traveling Expenses (Local)	January-June	4,194.00	3,984.30						14,194.00	13,484.30	14,194.00	13,484.30	MOOE
	Office Supplies	March		57,000.00						60,000.00	57,000.00	60,000.00	57,000.00	MOOE
	Other Supplies	March		12,783.63						13,456.45	12,783.63	13,456.45	12,783.63	MOOE
	Cost of Service - MOA	January								199,627.36	189,645.99	199,627.36	189,645.99	MOOE
	Representation Expenses	February								39,000.00	37,050.00	39,000.00	37,050.00	MOOE
	Other MOOE - Honorarium (RCWSG)	January-March								143,000.00	135,850.00	143,000.00	135,850.00	MOOE
PSIF - COMMUNITY BASED			143,866.80	136,673.46	86,631.00	82,299.45	112,897.50	107,252.63	389,210.80	369,750.26	389,210.80	369,750.26		
	Cost of Service-(AOII-For Creation)	January-December	98,571.00	93,642.45	86,631.00	82,299.45	112,897.50	107,252.63	343,915.00	326,719.25	343,915.00	326,719.25	MOOE	
	Representation Expenses	April	45,295.80	43,031.01						45,295.80	43,031.01	45,295.80	43,031.01	MOOE
SOCIAL WELFARE FOR DISTRESSED OVERSEAS FILIPINOS AND TRAFFICKED PERSONS INTERNATIONAL SOCIAL SERVICES OFFICE (ISSO)			36,375.94	34,557.14						92,575.94	87,947.14	314,865.48	304,489.66	
	Other Professional Services	January to December								23,200.00	22,040.00	23,200.00	22,040.00	MOOE
RECOVERY AND REINTEGRATION PROGRAM FOR TRAFFICKED PERSONS (RRP)			36,375.94	34,557.14						69,375.94	65,907.14	291,665.48	262,449.66	
2.16	Number of trafficked Provision of assistance to trafficked persons	January to December										107,349.02	107,349.02	MOOE
	Traveling Expense	January to December										18,000.00	17,100.00	MOOE
	Office Supplies	January										14,140.52	13,433.49	MOOE
	Training Expense	June										82,800.00	78,660.00	MOOE
	Other Professional	January-June	36,375.94	34,557.14						69,375.94	65,907.14	69,375.94	65,907.14	MOOE

Objective/ Program/ Sub-Program/ Performance Indicator and Strategic Initiatives (1)	Activities (2)	Implementation Period (3)	CENTRALLY MANAGED FUND								TOTAL		ALLOTMENT CLASS (86)
			TOTAL Q2		TOTAL Q3		TOTAL Q4		Annual		FP (84)	MDP (85)	
			FP (48)	MDP (49)	FP (53)	MDP (54)	FP (58)	MDP (59)	FP (60)	MDP (61)			
ORGANIZATIONAL OUTCOME 3: IMMEDIATE RELIEF AND EARLY RECOVERY OF DISASTER RESPONSE AND REHABILITATION PROGRAM			1,860,929.10	4,549,341.14	1,671,860.31	2,310,760.50	1,714,769.23	2,845,165.57	12,595,860.56	12,595,860.56	12,595,860.56	12,595,860.56	
			1,075,767.30	4,254,680.25	1,671,860.31	2,310,760.50	1,714,769.23	2,845,165.57	10,496,671.99	10,496,671.99	10,496,671.99	10,496,671.99	
	Food for Volunteers	March	-	390,316.00	-	-	-	-	390,316.00	390,316.00	390,316.00	390,316.00	MOOE
	Representation Expenses	February	-	170,200.00	-	-	-	-	170,200.00	170,200.00	170,200.00	170,200.00	MOOE
	Other Professional Expense - MOA/COS	Jan to Dec	1,322,889.93	1,322,889.93	1,322,889.93	1,322,889.93	1,513,831.84	1,513,831.84	4,600,575.01	4,600,575.01	4,600,575.01	4,600,575.01	MOOE
	Share on Provincial SWAD Offices	Jan to Dec	165,465.80	165,465.80	165,465.80	165,465.80	165,465.82	165,465.82	661,863.22	661,863.22	661,863.22	661,863.22	MOOE
	Telephone Expenses - Mobile	Jan to Dec	54,000.00	51,300.00	13,033.01	15,081.36	-	651.65	67,033.01	67,033.01	67,033.01	67,033.01	MOOE
	Office Supplies	March	-	36,934.11	-	-	-	-	36,934.11	36,934.11	36,934.11	36,934.11	MOOE
	Other Supplies Expenses	March	-	58,980.00	-	-	-	-	58,980.00	58,980.00	58,980.00	58,980.00	MOOE
	Subscription Expenses	Jan to Dec	-	719,454.84	-	719,454.84	-	959,273.12	2,877,819.36	2,877,819.36	2,877,819.36	2,877,819.36	MOOE
	Repairs and Maintenance for the Disaster Truck and Disaster car	May,	47,940.00	45,543.00	-	2,397.00	-	-	47,940.00	47,940.00	47,940.00	47,940.00	MOOE
	Printing and Publication	March and July	-	135,000.00	135,000.00	-	-	135,000.00	270,000.00	270,000.00	270,000.00	270,000.00	MOOE
	Medical, Dental and Other Medical Supplies	March	-	73,165.00	-	-	-	-	73,165.00	73,165.00	73,165.00	73,165.00	MOOE
	SE ICT Equipment	March	-	999,960.00	-	-	-	-	999,960.00	999,960.00	999,960.00	999,960.00	MOOE
	Other MOOE	March-December	85,471.57	85,471.57	35,471.57	85,471.57	35,471.57	70,943.14	241,886.28	241,886.28	241,886.28	241,886.28	MOOE
CLIMATE CHANGE ADAPTATION AND MITIGATION			26,400.00	97,949.09	-	-	-	-	366,361.91	366,361.91	366,361.91	366,361.91	
	Cash-for-Work(Subsidies)	May	26,400.00	26,400.00	-	-	-	-	26,400.00	26,400.00	26,400.00	26,400.00	MOOE
	Other Professional Services	January	-	-	-	-	-	-	191,639.69	191,639.69	191,639.69	191,639.69	MOOE
	Travelling Expenses	January to March	-	38,386.57	-	-	-	-	115,159.70	115,159.70	115,159.70	115,159.70	MOOE
	Telephone Expenses-Mobile	March	-	33,162.52	-	-	-	-	33,162.52	33,162.52	33,162.52	33,162.52	MOOE
QUICK RESPONSE FUND (QRF)			158,761.80	196,711.80	-	-	-	-	33,162.52	33,162.52	33,162.52	33,162.52	MOOE
	Welfare Goods Expense	Jan-Dec	-	-	-	-	-	-	1,732,826.66	1,732,826.66	1,732,826.66	1,732,826.66	
	Gasoline, Oil and Lubricants Expenses	Feb-Dec	6,761.80	6,761.80	-	-	-	-	1,529,353.06	1,529,353.06	1,529,353.06	1,529,353.06	MOOE
	Share in the Rents of Provincial SWAD Offices	Jan-Mar	152,000.00	152,000.00	-	-	-	-	13,523.60	13,523.60	13,523.60	13,523.60	MOOE
	Other MOOE	Mar-Dec	-	37,950.00	-	-	-	-	152,000.00	152,000.00	152,000.00	152,000.00	MOOE
ORGANIZATIONAL OUTCOME 4: CONTINUING COMPLIANCE OF SOCIAL WELFARE AND DEVELOPMENT			-	115,728.72	-	19,000.00	-	38,000.00	121,819.70	172,728.72	121,819.70	172,728.72	MOOE
	Rent of Motor Vehicle	April-May	-	115,728.72	-	19,000.00	-	38,000.00	121,819.70	172,728.72	121,819.70	172,728.72	MOOE
ORGANIZATIONAL OUTCOME 5: DELIVERY OF SOCIAL WELFARE AND DEVELOPMENT TECHNICAL ASSISTANCE AND RESOURCE ALLOCATION			-	-	-	-	-	-	-	-	342,488.95	324,576.09	
	Payment of Salaries and Wages - Regular	February to March	-	-	-	-	-	-	-	-	26,280.66	24,178.21	PS
	Payment of Cost of Service CP II (CBS)	January to June	-	-	-	-	-	-	-	-	316,208.29	300,397.88	MOOE
SUPPORT TO OPERATIONS:			310,449.00	286,808.80	155,731.70	185,565.12	-	-	628,556.40	597,128.58	896,830.66	851,989.13	
SOCIAL TECHNOLOGY DEVELOPMENT			152,865.00	131,351.75	16,387.80	53,188.41	-	-	194,252.80	184,540.16	194,252.80	184,540.16	
	Travelling Expenses for the monitoring and conduct of social marketing activities	April-Nov	152,865.00	107,601.75	16,387.80	53,188.41	-	-	169,252.80	160,790.16	169,252.80	160,790.16	MOOE
	Office Supplies	Jan-Dec	-	23,750.00	-	-	-	-	25,000.00	23,750.00	25,000.00	23,750.00	MOOE
POLICY DEVELOPMENT AND PLANS SECTION (PDPS)			-	5,752.25	-	-	-	-	6,055.00	5,752.25	6,055.00	5,752.25	MOOE
	Training Expenses- Conduct of meeting on EO 70 implementation.	March	-	5,752.25	-	-	-	-	6,055.00	5,752.25	6,055.00	5,752.25	MOOE
INFORMATION AND COMMUNICATIONS TECHNOLOGY MANAGEMENT			157,584.00	149,704.80	139,343.90	132,376.71	-	-	428,248.60	406,836.17	428,248.60	406,836.17	
	Other Professional Services - hiring of CP I	January-September	157,584.00	149,704.80	139,343.90	132,376.71	-	-	428,248.60	406,836.17	428,248.60	406,836.17	MOOE
NATIONAL HOUSEHOLD TARGETTING SYSTEM FOR POVERTY REDUCTION			-	-	-	-	-	-	-	-	268,274.26	254,860.55	
	Monitoring and support Conduct of Listahanan 3 Validation, Advocacy, and Data Sharing Activities - Travelling Expenses	February to June	-	-	-	-	-	-	-	-	231,093.00	219,538.35	MOOE
	Augmentation for subscription of FO Metropolitan Area Network (METRO-E) - Subscription Expenses	January	-	-	-	-	-	-	-	-	37,181.26	35,322.20	MOOE
GENERAL ADMINISTRATION AND SUPPORT SERVICES			-	216,304.29	-	-	-	-	256,357.73	243,539.84	464,012.32	440,811.70	


Objective/ Program/ Sub-Program/ Performance Indicator and Strategic Initiatives (1)	Activities (2)	Implementation Period (3)	CENTRALLY MANAGED FUND								TOTAL		ALLOTMENT CLASS (86)
			TOTAL Q2		TOTAL Q3		TOTAL Q4		Annual		FP (84)	MDP (85)	
			FP (48)	MDP (49)	FP (53)	MDP (54)	FP (58)	MDP (59)	FP (60)	MDP (61)			
	Payment of Cost of Service of Administrative Officer II (HRWS), CP II (CBS)	February to December	-	-	-	-	-	-	-	-	207,654.59	197,271.86	MOOE
	Scholarship Expenses		-	216,304.29	-	-	-	-	227,688.73	216,304.29	227,688.73	216,304.29	MOOE
	Other MOOE	January to March	-	-	-	-	-	-	13,670.00	12,986.50	13,670.00	12,986.50	
	Semi Expendable Office Equipment	January to March	-	-	-	-	-	-	14,999.00	14,249.05	14,999.00	14,249.05	MOOE
	Organizational Outcome I		42,599,842.89	53,642,820.79	513,566.39	1,042,466.39	162,840.24	398,720.03	57,237,192.16	57,131,723.01	57,571,670.16	57,449,477.01	OO
	Organizational Outcome 2		484,699.69	1,998,317.44	86,631.00	168,573.65	112,897.50	107,252.63	75,053,636.04	74,969,235.87	83,069,423.68	82,790,655.58	OO
	Organizational Outcome 3		1,860,929.10	4,549,341.14	1,671,860.31	2,310,760.50	1,714,769.23	2,845,165.57	12,595,860.56	12,595,860.56	12,595,860.56	12,595,860.56	
	Organizational Outcome 4		-	115,728.72	-	19,000.00	-	38,000.00	121,819.70	172,728.72	121,819.70	172,728.72	OO
	Organizational Outcome 5		-	-	-	-	-	-	-	-	342,488.95	324,576.09	OO
	Support To Operations		310,449.00	286,808.80	155,731.70	185,565.12	-	-	628,556.40	597,128.58	896,830.66	851,989.13	OO
	GASS		-	216,304.29	-	-	-	-	256,357.73	243,539.84	464,012.32	440,811.70	OO
	GRAND TOTAL		45,255,920.68	60,809,321.18	2,427,789.40	3,726,365.65	1,990,506.97	3,389,138.23	145,893,422.59	145,710,216.58	155,062,106.03	154,626,098.78	-

Reviewed by:


NORIE C. CASTANEDA
 AQV / Budget, Head

In coordination with:


ROSE M. ALBERO
 OIC Chief, Financial Management Division


MARIFIL C. JUGAL
 OIC Chief, Policy and Plans Division

Recommending Approval:


ENRIQUE H. GASCON JR.
 OIC ARD for Administration

Approved by:


LEO L. QUNTILLA
 OIC Regional Director