

**SUPPLEMENTAL/BID BULLETIN  
ADDENDUM NO. 03: ITB 2021-DSWD-CAR-20  
June 04, 2021**

This Addendum No. 03 is issued to modify, amend and clarify items in the Bid Documents issued for the **Purchase of ICT Equipment for the establishment of Regional Operations Center**. This shall form an integral part of the Bid Documents.

<b>Description/ Issues/ Concerns</b>	<b>From</b>	<b>To</b>
Date and Time of deadline of submission of bids.	9:00AM of June 8, 2021	<b><u>1:00PM of June 14, 2021</u></b>
Date and Time of bid opening.	10:00AM of June 8, 2021	<b><u>2:00PM of June 14, 2021</u></b>
Plan/Specifications for the housing of generator set.	Old Plan	<b><u>See attached revised plan for the housing of generator set</u></b>

For guidance and information.

**ENRIQUE H. GASCON JR.**  
Chairperson, Bids and Awards Committee



PROJECT NAME :

GENERATOR HOUSE INCLUDING  
GENERATOR WITH ATS

LOCATION :

#40 NORTH DRIVE, BAGUIO CITY

SHEET CONTENT :

ELECTRICAL LAYOUT

APPROVED BY

ARNEL B. GARCIA, CESO II  
Regional Director

CONFORMED BY

ENRIQUE H. GASCON JR.  
OIC-Assistant Regional Director for Administration

CHECKED BY

RINA CLAIRE L. REYES  
OIC Chief, Administrative Division

PREPARED BY

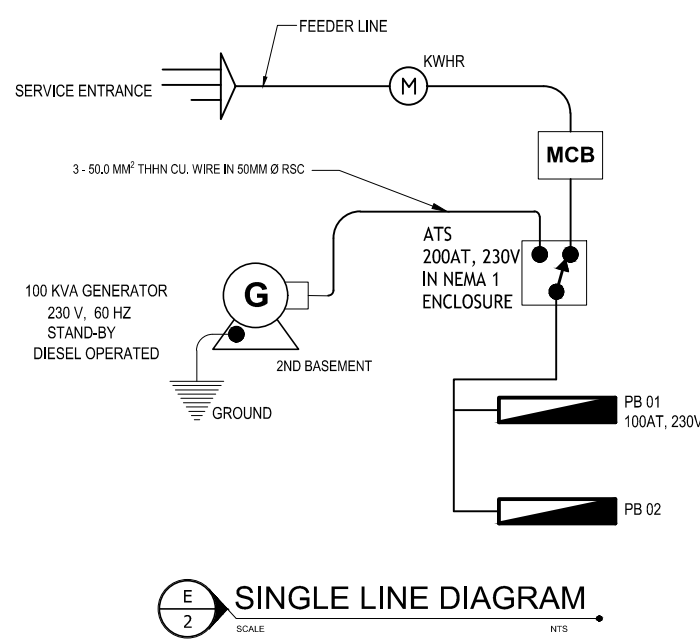
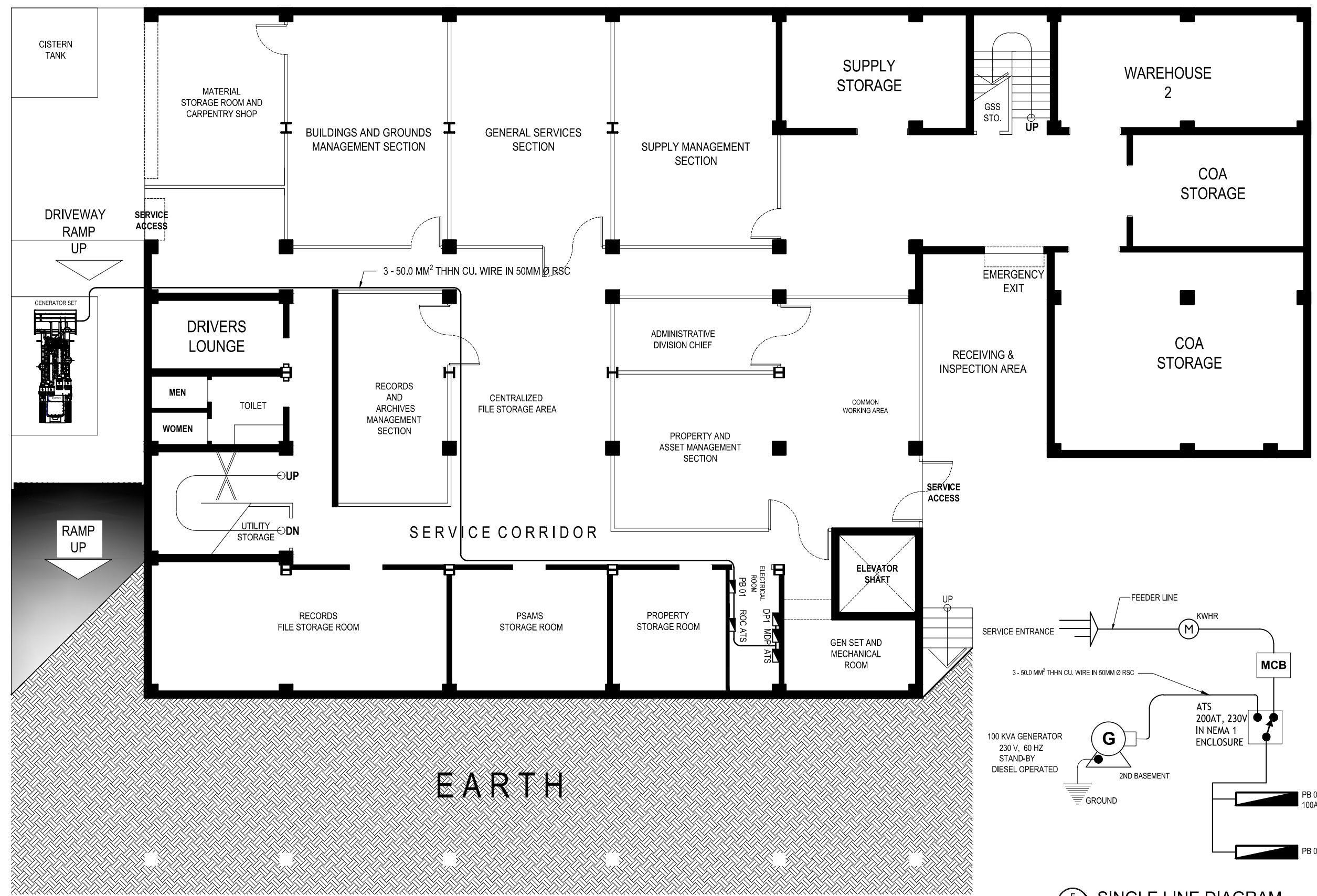
JOHN PHILLIP J. LAMSIS  
ENGINEER - BGMS

PROJECT/TA No:

DATE SUBMITTED:

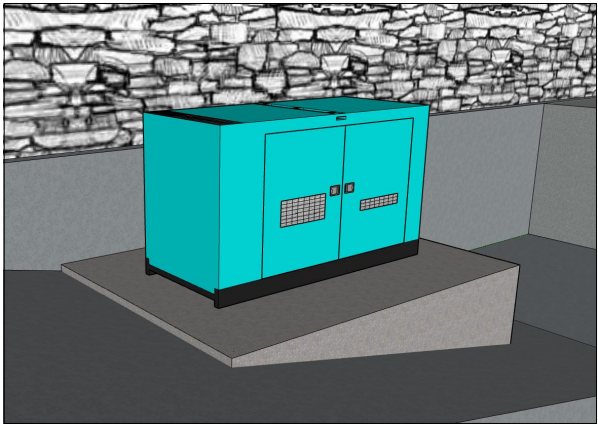
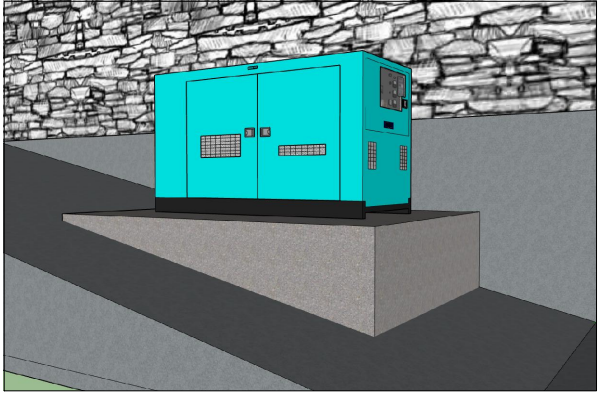
DRAWING STATUS

DATE	DESCRIPTION/REMARKS	BY

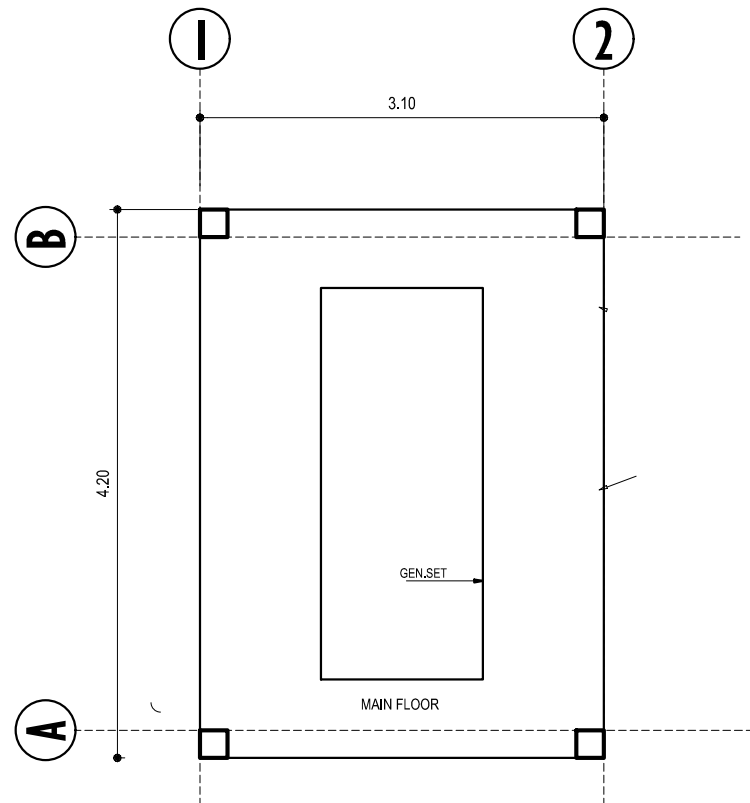


**SINGLE LINE DIAGRAM**  
SCALE: NTS

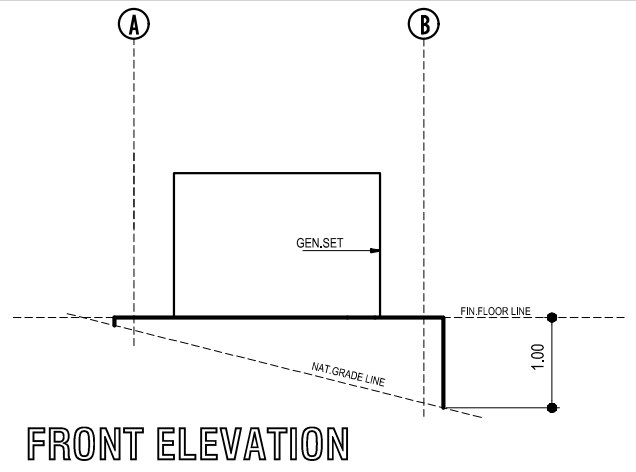
**SECOND BASEMENT FLOOR PLAN**  
SCALE: NTS



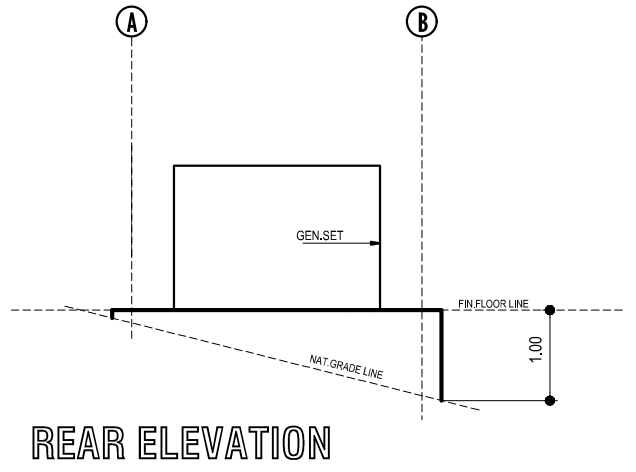
PERSPECTIVE



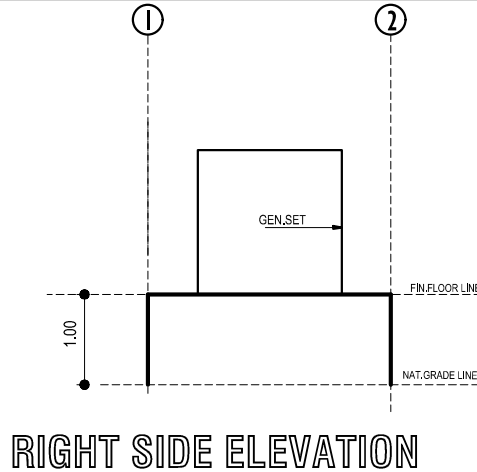
FLOOR PLAN



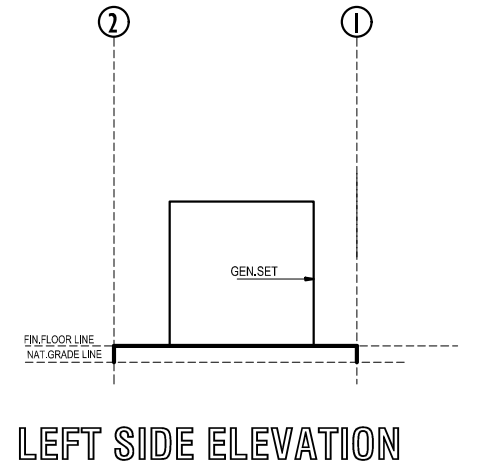
FRONT ELEVATION



REAR ELEVATION



RIGHT SIDE ELEVATION



LEFT SIDE ELEVATION



PROJECT NAME :

GENERATOR HOUSE INCLUDING GENERATOR WITH ATS

LOCATION :

#40 NORTH DRIVE, BAGUIO CITY

SHEET CONTENT :

ELECTRICAL LAYOUT

APPROVED BY

ARNEL B. GARCIA, CESO II  
Regional Director

CONFORMED BY

ENRIQUE H. GASCON JR.  
OIC-Assistant Regional Director for Administration

CHECKED BY

RINA CLAIRE L. REYES  
OIC Chief, Administrative Division

PREPARED BY

JOHN PHILLIP J. LAMISIS  
ENGINEER - BGMS

PROJECT/TA No:

DATE SUBMITTED:

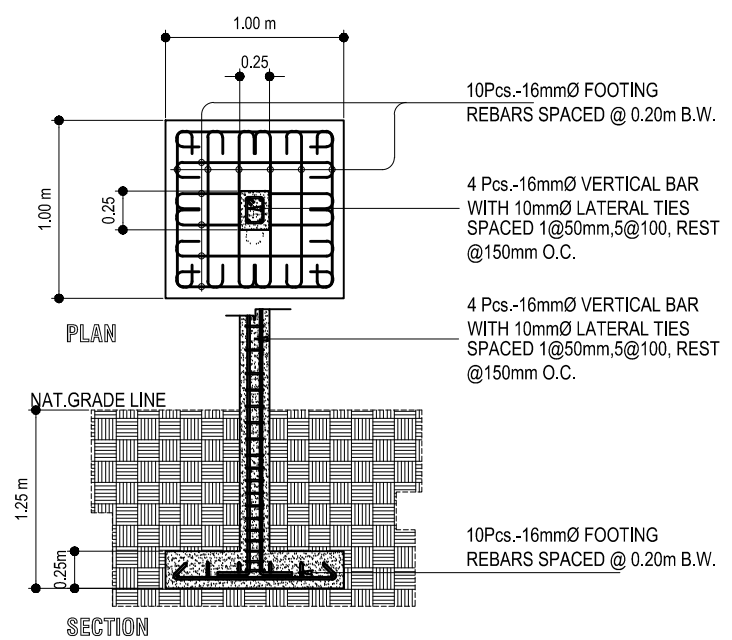
DRAWING STATUS

DATE	DESCRIPTION/REMARKS	BY

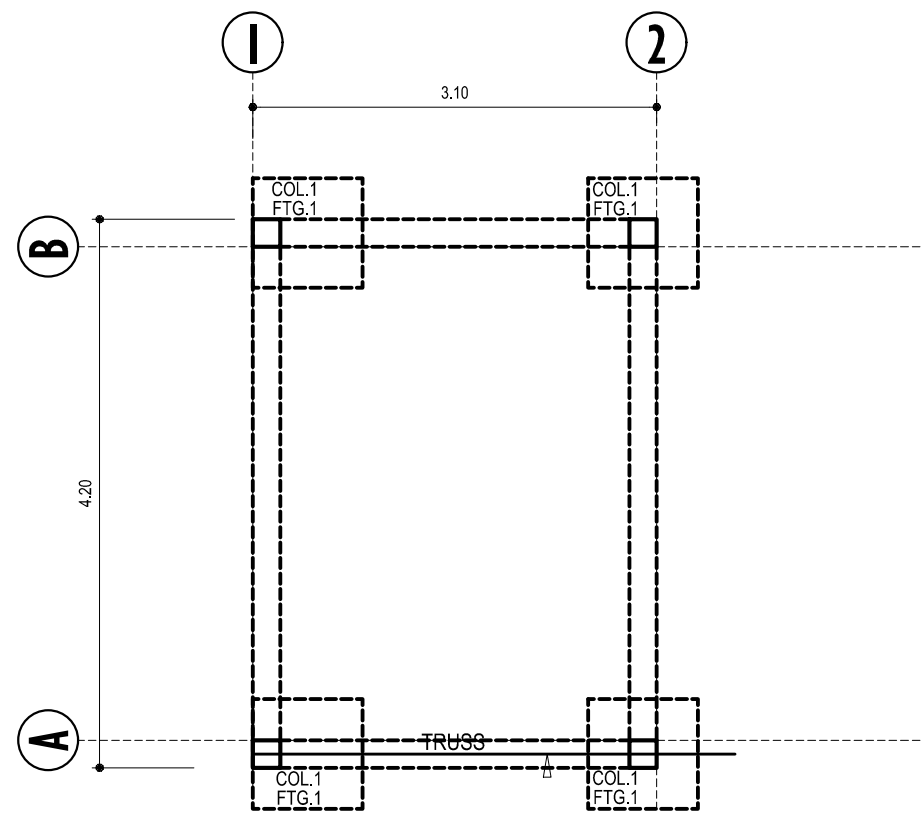
SHEET NUMBER

GH 2 / 2

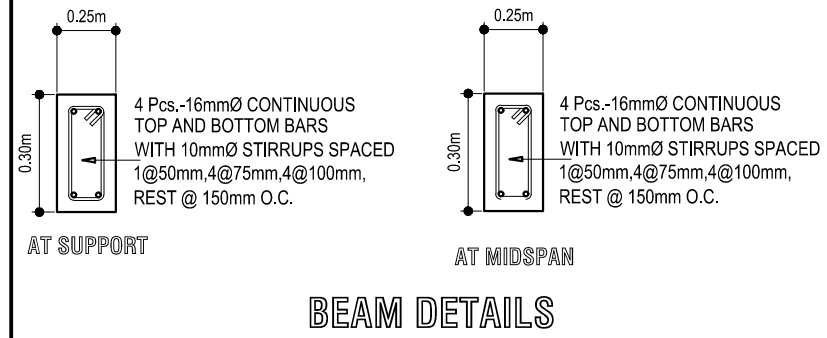
A3  
SIZE



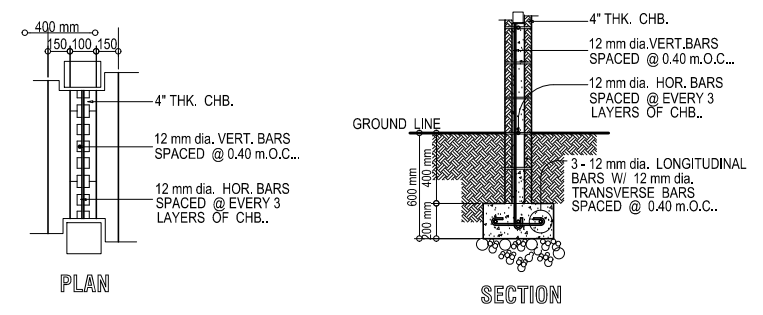
COLUMN & FOOTING DETAILS



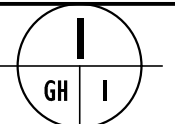
FOUNDATION PLAN



BEAM DETAILS



WALL & WALL FOOTING DETAILS



GENERATOR HOUSE PLANS

SCALE: 1:50m