

PHILIPPINE BIDDING DOCUMENTS

**Procurement of
INFRASTRUCTURE
PROJECTS**

Government of the Republic of the Philippines

**Installation of Back-up Power System and Landscape Features of
the Regional Haven for Women and Girls**

**Sixth Edition
July 2020**

Preface

These Philippine Bidding Documents (PBDs) for the procurement of Infrastructure Projects (hereinafter referred to also as the “Works”) through Competitive Bidding have been prepared by the Government of the Philippines for use by all branches, agencies, departments, bureaus, offices, or instrumentalities of the government, including government-owned and/or -controlled corporations, government financial institutions, state universities and colleges, local government units, and autonomous regional government. The procedures and practices presented in this document have been developed through broad experience, and are for mandatory use in projects that are financed in whole or in part by the Government of the Philippines or any foreign government/foreign or international financing institution in accordance with the provisions of the 2016 revised Implementing Rules and Regulations (IRR) of Republic Act (RA) No. 9184.

The PBDs are intended as a model for admeasurements (unit prices or unit rates in a bill of quantities) types of contract, which are the most common in Works contracting.

The Bidding Documents shall clearly and adequately define, among others: (i) the objectives, scope, and expected outputs and/or results of the proposed contract; (ii) the eligibility requirements of Bidders; (iii) the expected contract duration; and (iv) the obligations, duties, and/or functions of the winning Bidder.

Care should be taken to check the relevance of the provisions of the PBDs against the requirements of the specific Works to be procured. If duplication of a subject is inevitable in other sections of the document prepared by the Procuring Entity, care must be exercised to avoid contradictions between clauses dealing with the same matter.

Moreover, each section is prepared with notes intended only as information for the Procuring Entity or the person drafting the Bidding Documents. They shall not be included in the final documents. The following general directions should be observed when using the documents:

- a. All the documents listed in the Table of Contents are normally required for the procurement of Infrastructure Projects. However, they should be adapted as necessary to the circumstances of the particular Project.
- b. Specific details, such as the “*name of the Procuring Entity*” and “*address for bid submission*,” should be furnished in the Instructions to Bidders, Bid Data Sheet, and Special Conditions of Contract. The final documents should contain neither blank spaces nor options.
- c. This Preface and the footnotes or notes in italics included in the Invitation to Bid, BDS, General Conditions of Contract, Special Conditions of Contract, Specifications, Drawings, and Bill of Quantities are not part of the text of the final document, although they contain instructions that the Procuring Entity should strictly follow.
- d. The cover should be modified as required to identify the Bidding Documents as to the names of the Project, Contract, and Procuring Entity, in addition to date of issue.

- e. Modifications for specific Procurement Project details should be provided in the Special Conditions of Contract as amendments to the Conditions of Contract. For easy completion, whenever reference has to be made to specific clauses in the Bid Data Sheet or Special Conditions of Contract, these terms shall be printed in bold typeface on Sections I (Instructions to Bidders) and III (General Conditions of Contract), respectively.

- f. For guidelines on the use of Bidding Forms and the procurement of Foreign-Assisted Projects, these will be covered by a separate issuance of the Government Procurement Policy Board.

TABLE OF CONTENTS

Glossary of Terms, Abbreviations, and Acronyms	5
Section I. Invitation to Bid.....	8
Section II. Instructions to Bidders	11
1. Scope of Bid.....	12
2. Funding Information	12
3. Bidding Requirements.....	12
4. Corrupt, Fraudulent, Collusive, Coercive, and Obstructive Practices	12
5. Eligible Bidders.....	13
6. Origin of Associated Goods	13
7. Subcontracts	13
8. Pre-Bid Conference.....	13
9. Clarification and Amendment of Bidding Documents	14
10. Documents Comprising the Bid: Eligibility and Technical Components	14
11. Documents Comprising the Bid: Financial Component	14
12. Alternative Bids	15
13. Bid Prices	15
14. Bid and Payment Currencies.....	15
15. Bid Security.....	15
16. Sealing and Marking of Bids.....	15
17. Deadline for Submission of Bids	16
18. Opening and Preliminary Examination of Bids	16
19. Detailed Evaluation and Comparison of Bids.....	16
20. Post Qualification.....	16
21. Signing of the Contract	17
Section III. Bid Data Sheet	18
Section IV. General Conditions of Contract.....	21
1. Scope of Contract.....	22
2. Sectional Completion of Works	22
3. Possession of Site.....	22
4. The Contractor’s Obligations.....	22
5. Performance Security	23
6. Site Investigation Reports	23

7.	Warranty.....	23
8.	Liability of the Contractor.....	23
9.	Termination for Other Causes.....	23
10.	Dayworks	24
11.	Program of Work.....	24
12.	Instructions, Inspections and Audits	24
13.	Advance Payment.....	24
14.	Progress Payments	24
15.	Operating and Maintenance Manuals.....	24
	Section V. Special Conditions of Contract.....	26
	Section VI. Specifications	28
	Section VII. Drawings.....	30
	Section VIII. Bill of Quantities.....	31
	Section IX. Checklist of Technical and Financial Documents	33

Glossary of Terms, Abbreviations, and Acronyms

ABC – Approved Budget for the Contract.

ARCC – Allowable Range of Contract Cost.

BAC – Bids and Awards Committee.

Bid – A signed offer or proposal to undertake a contract submitted by a bidder in response to and in consonance with the requirements of the bidding documents. Also referred to as *Proposal* and *Tender*. (2016 revised IRR, Section 5[c])

Bidder – Refers to a contractor, manufacturer, supplier, distributor and/or consultant who submits a bid in response to the requirements of the Bidding Documents. (2016 revised IRR, Section 5[d])

Bidding Documents – The documents issued by the Procuring Entity as the bases for bids, furnishing all information necessary for a prospective bidder to prepare a bid for the Goods, Infrastructure Projects, and/or Consulting Services required by the Procuring Entity. (2016 revised IRR, Section 5[e])

BIR – Bureau of Internal Revenue.

BSP – Bangko Sentral ng Pilipinas.

CDA – Cooperative Development Authority.

Consulting Services – Refer to services for Infrastructure Projects and other types of projects or activities of the GOP requiring adequate external technical and professional expertise that are beyond the capability and/or capacity of the GOP to undertake such as, but not limited to: (i) advisory and review services; (ii) pre-investment or feasibility studies; (iii) design; (iv) construction supervision; (v) management and related services; and (vi) other technical services or special studies. (2016 revised IRR, Section 5[i])

Contract – Refers to the agreement entered into between the Procuring Entity and the Supplier or Manufacturer or Distributor or Service Provider for procurement of Goods and Services; Contractor for Procurement of Infrastructure Projects; or Consultant or Consulting Firm for Procurement of Consulting Services; as the case may be, as recorded in the Contract Form signed by the parties, including all attachments and appendices thereto and all documents incorporated by reference therein.

Contractor – is a natural or juridical entity whose proposal was accepted by the Procuring Entity and to whom the Contract to execute the Work was awarded. Contractor as used in these Bidding Documents may likewise refer to a supplier, distributor, manufacturer, or consultant.

CPI – Consumer Price Index.

DOLE – Department of Labor and Employment.

DTI – Department of Trade and Industry.

Foreign-funded Procurement or Foreign-Assisted Project – Refers to procurement whose funding source is from a foreign government, foreign or international financing institution as specified in the Treaty or International or Executive Agreement. (2016 revised IRR, Section 5[b]).

GFI – Government Financial Institution.

GOCC – Government-owned and/or –controlled corporation.

Goods – Refer to all items, supplies, materials and general support services, except Consulting Services and Infrastructure Projects, which may be needed in the transaction of public businesses or in the pursuit of any government undertaking, project or activity, whether in the nature of equipment, furniture, stationery, materials for construction, or personal property of any kind, including non-personal or contractual services such as the repair and maintenance of equipment and furniture, as well as trucking, hauling, janitorial, security, and related or analogous services, as well as procurement of materials and supplies provided by the Procuring Entity for such services. The term “related” or “analogous services” shall include, but is not limited to, lease or purchase of office space, media advertisements, health maintenance services, and other services essential to the operation of the Procuring Entity. (2016 revised IRR, Section 5[r])

GOP – Government of the Philippines.

Infrastructure Projects – Include the construction, improvement, rehabilitation, demolition, repair, restoration or maintenance of roads and bridges, railways, airports, seaports, communication facilities, civil works components of information technology projects, irrigation, flood control and drainage, water supply, sanitation, sewerage and solid waste management systems, shore protection, energy/power and electrification facilities, national buildings, school buildings, hospital buildings, and other related construction projects of the government. Also referred to as *civil works or works*. (2016 revised IRR, Section 5[u])

LGUs – Local Government Units.

NFCC – Net Financial Contracting Capacity.

NGA – National Government Agency.

PCAB – Philippine Contractors Accreditation Board.

PhilGEPS - Philippine Government Electronic Procurement System.

Procurement Project – refers to a specific or identified procurement covering goods, infrastructure project or consulting services. A Procurement Project shall be described, detailed, and scheduled in the Project Procurement Management Plan prepared by the agency which shall be consolidated in the procuring entity's Annual Procurement Plan. (GPPB Circular No. 06-2019 dated 17 July 2019)

PSA – Philippine Statistics Authority.

SEC – Securities and Exchange Commission.

SLCC – Single Largest Completed Contract.

UN – United Nations.

Section I. Invitation to Bid

Notes on the Invitation to Bid

The Invitation to Bid (IB) provides information that enables potential Bidders to decide whether to participate in the procurement at hand. The IB shall be posted in accordance with Section 21.2 of the 2016 revised IRR of RA No. 9184.

Apart from the essential items listed in the Bidding Documents, the IB should also indicate the following:

- a. The date of availability of the Bidding Documents, which shall be from the time the IB is first advertised/posted until the deadline for the submission and receipt of bids;
- b. The place where the Bidding Documents may be acquired or the website where it may be downloaded;
- c. The deadline for the submission and receipt of bids; and
- d. Any important bid evaluation criteria.

The IB should be incorporated into the Bidding Documents. The information contained in the IB must conform to the Bidding Documents and in particular to the relevant information in the Bid Data Sheet.

Invitation to Bid for
Installation of Back-up Power System and Landscape
Features of the Regional Haven for Women and Girls
ITB 2023-DSWD-CAR-20

1. The *Department of Social Welfare and Development-Cordillera Administrative Region*, through the *General Appropriations Act 2023* intends to apply the sum of *Two Million Six Hundred Thirty Thousand One Hundred Seventy Eight Pesos (PhP 2, 630, 178.00)*, being the Approved Budget for the Contract (ABC) to payments under the contract for *Installation of Back-up Power System and Landscape Features of the Regional Haven for Women and Girls*.

Bids received in excess of the ABC shall be automatically rejected at bid opening.

2. The *Department of Social Welfare and Development-Cordillera Administrative Region* now invites bids for the above Procurement Project. Completion of the Works is required *August to November 2023*. Bidders should have completed a contract similar to the Project. The description of an eligible bidder is contained in the Bidding Documents, particularly, in Section II (Instructions to Bidders).
3. Bidding will be conducted through open competitive bidding procedures using non-discretionary “*pass/fail*” criterion as specified in the 2016 revised Implementing Rules and Regulations (IRR) of Republic Act (RA) No. 9184.
4. Interested bidders may obtain further information from *Department of Social Welfare and Development-Cordillera Administrative Region* and inspect the Bidding Documents at the address given below from *08:00am to 05:00pm*.
5. A complete set of Bidding Documents may be acquired by interested bidders on *24 June 2023 to 01:00 PM (PST) 18 July 2023* from given address and website below *and upon payment of the applicable fee for the Bidding Documents, pursuant to the latest Guidelines issued by the GPPB, in the amount of Five Thousand Pesos (PhP 5, 000.00)*.

The procuring entity allows payment of bidding documents through Bank-to-Bank transaction. However, the Official Receipt shall only be issued to the bidder upon receipt of the original deposit slip by the Cash Section with the following bank details:

Account Number: 0222-0218-63
Account Name : DSWD FO CAR (MISC TRUST ACCNT)
Name of the Bank: LANDBANK – Baguio Branch

6. The *Department of Social Welfare and Development-Cordillera Administrative Region* will hold a Pre-Bid Conference¹ on **10:00 AM (PST) 03 July 2023** at **DSWD-CAR Premises or Google Meet with meeting ID/Link as meet.google.com/izj-ipuecti**, which shall be open to prospective bidders.
7. Bids must be duly received by the BAC Secretariat at the office address as indicated below on or before **01:00 PM (PST) 18 July 2023**. Late bids shall not be accepted.

The procuring entity allows submission through courier provided that the bid envelope will be received on or before the deadline of bid submission.

8. All bids must be accompanied by a bid security in any of the acceptable forms and in the amount stated in **ITB** Clause 16.
9. Bid opening shall be on **01:30 PM (PST) 18 July 2023** at the given address below **DSWD-CAR Premises** and **via Google Meet with meeting ID/Link as meet.google.com/wvq-uoa-wku**. Bids will be opened in the presence of the bidders' representatives who choose to attend the activity.
10. The *Department of Social Welfare and Development-Cordillera Administrative Region* reserves the right to reject any and all bids, declare a failure of bidding, or not award the contract at any time prior to contract award in accordance with Sections 35.6 and 41 of the 2016 revised Implementing Rules and Regulations (IRR) of RA No. 9184, without thereby incurring any liability to the affected bidder or bidders.
11. For further information, please refer to:

BAC SECRETARIAT

*Procurement Section, DSWD-CAR
40 North Drive, Baguio City
bacsec.car@dswd.gov.ph
(074) 661-0430 Local 25025 / (02) 369-6580
Mobile Numbers: Smart: 0969-572-9176*

12. You may visit the following websites for downloading of Bidding Documents:
<https://car.dswd.gov.ph/downloads/procurement/procurement-opportunities/>

SGD.
ENGR. ENRIQUE H. GASCON JR.
BAC Chairperson

¹ May be deleted in case the ABC is less than One Million Pesos (PhP1,000,000) where the Procuring Entity may not hold a pre-bid conference.

Section II. Instructions to Bidders

Notes on the Instructions to Bidders

This Section on the Instruction to Bidders (ITB) provides the information necessary for bidders to prepare responsive bids, in accordance with the requirements of the Procuring Entity. It also provides information on bid submission, eligibility check, opening and evaluation of bids, post-qualification, and on the award of contract.

1. Scope of Bid

The Procuring Entity, *Department of Social Welfare and Development – Cordillera Administrative Region* invites Bids for the **Installation of Back-up Power System and Landscape Features of the Regional Haven for Women and Girls**, with Project Identification Number *ITB 2023-DSWD-CAR-20*.

The Procurement Project (referred to herein as “Project”) is for the construction of Works, as described in Section VI (Specifications).

2. Funding Information

2.1. The GOP through the source of funding as indicated below for **2023** in the amount of ***Two Million Six Hundred Thirty Thousand One Hundred Seventy Eight Pesos (PhP 2, 630, 178.00)***.

2.2. The source of funding is:

- a. NGA, the General Appropriations Act or Special Appropriations.

3. Bidding Requirements

The Bidding for the Project shall be governed by all the provisions of RA No. 9184 and its 2016 revised IRR, including its Generic Procurement Manual and associated policies, rules and regulations as the primary source thereof, while the herein clauses shall serve as the secondary source thereof.

Any amendments made to the IRR and other GPPB issuances shall be applicable only to the ongoing posting, advertisement, or invitation to bid by the BAC through the issuance of a supplemental or bid bulletin.

The Bidder, by the act of submitting its Bid, shall be deemed to have inspected the site, determined the general characteristics of the contracted Works and the conditions for this Project, such as the location and the nature of the work; (b) climatic conditions; (c) transportation facilities; (c) nature and condition of the terrain, geological conditions at the site communication facilities, requirements, location and availability of construction aggregates and other materials, labor, water, electric power and access roads; and (d) other factors that may affect the cost, duration and execution or implementation of the contract, project, or work and examine all instructions, forms, terms, and project requirements in the Bidding Documents.

4. Corrupt, Fraudulent, Collusive, Coercive, and Obstructive Practices

The Procuring Entity, as well as the Bidders and Contractors, shall observe the highest standard of ethics during the procurement and execution of the contract. They or through an agent shall not engage in corrupt, fraudulent, collusive, coercive, and obstructive practices defined under Annex “I” of the 2016 revised IRR of RA No. 9184 or other integrity violations in competing for the Project.

5. Eligible Bidders

- 5.1. Only Bids of Bidders found to be legally, technically, and financially capable will be evaluated.
- 5.2. The Bidder must have an experience of having completed a Single Largest Completed Contract (SLCC) that is similar to this Project, equivalent to at least fifty percent (50%) of the ABC adjusted, if necessary, by the Bidder to current prices using the PSA's CPI, except under conditions provided for in Section 23.4.2.4 of the 2016 revised IRR of RA No. 9184.

A contract is considered to be "similar" to the contract to be bid if it has the major categories of work stated in the **BDS**.
- 5.3. For Foreign-funded Procurement, the Procuring Entity and the foreign government/foreign or international financing institution may agree on another track record requirement, as specified in the Bidding Document prepared for this purpose.
- 5.4. The Bidders shall comply with the eligibility criteria under Section 23.4.2 of the 2016 IRR of RA No. 9184.

6. Origin of Associated Goods

There is no restriction on the origin of Goods other than those prohibited by a decision of the UN Security Council taken under Chapter VII of the Charter of the UN.

7. Subcontracts

- 7.1. The Bidder may subcontract portions of the Project to the extent allowed by the Procuring Entity as stated herein, but in no case more than fifty percent (50%) of the Project.

The Procuring Entity has prescribed that:

- a. Subcontracting is not allowed.
- 7.1. Subcontracting of any portion of the Project does not relieve the Contractor of any liability or obligation under the Contract. The Supplier will be responsible for the acts, defaults, and negligence of any subcontractor, its agents, servants, or workmen as fully as if these were the Contractor's own acts, defaults, or negligence, or those of its agents, servants, or workmen.

8. Pre-Bid Conference

The Procuring Entity will hold a pre-bid conference for this Project on **10:00 AM (PST) 03 July 2023** at the **DSWD-CAR Premises or Google Meet with meeting ID/Link as meet.google.com/izj-ipue-cti**, as indicated in paragraph 6 of the **IB**.

9. Clarification and Amendment of Bidding Documents

Prospective bidders may request for clarification on and/or interpretation of any part of the Bidding Documents. Such requests must be in writing and received by the Procuring Entity, either at its given address or through electronic mail indicated in the **IB**, at least ten (10) calendar days before the deadline set for the submission and receipt of Bids.

10. Documents Comprising the Bid: Eligibility and Technical Components

- 10.1. The first envelope shall contain the eligibility and technical documents of the Bid as specified in **Section IX. Checklist of Technical and Financial Documents**.
- 10.2. If the eligibility requirements or statements, the bids, and all other documents for submission to the BAC are in foreign language other than English, it must be accompanied by a translation in English, which shall be authenticated by the appropriate Philippine foreign service establishment, post, or the equivalent office having jurisdiction over the foreign bidder's affairs in the Philippines. For Contracting Parties to the Apostille Convention, only the translated documents shall be authenticated through an apostille pursuant to GPPB Resolution No. 13-2019 dated 23 May 2019. The English translation shall govern, for purposes of interpretation of the bid.
- 10.3. A valid special PCAB License in case of Joint Ventures, and registration for the type and cost of the contract for this Project. Any additional type of Contractor license or permit shall be indicated in the **BDS**.
- 10.4. A List of Contractor's key personnel (e.g., Project Manager, Project Engineers, Materials Engineers, and Foremen) assigned to the contract to be bid, with their complete qualification and experience data shall be provided. These key personnel must meet the required minimum years of experience set in the **BDS**.
- 10.5. A List of Contractor's major equipment units, which are owned, leased, and/or under purchase agreements, supported by proof of ownership, certification of availability of equipment from the equipment lessor/vendor for the duration of the project, as the case may be, must meet the minimum requirements for the contract set in the **BDS**.

11. Documents Comprising the Bid: Financial Component

- 11.1. The second bid envelope shall contain the financial documents for the Bid as specified in **Section IX. Checklist of Technical and Financial Documents**.
- 11.2. Any bid exceeding the ABC indicated in paragraph 1 of the **IB** shall not be accepted.

- 11.3. For Foreign-funded procurement, a ceiling may be applied to bid prices provided the conditions are met under Section 31.2 of the 2016 revised IRR of RA No. 9184.

12. Alternative Bids

Bidders shall submit offers that comply with the requirements of the Bidding Documents, including the basic technical design as indicated in the drawings and specifications. Unless there is a value engineering clause in the **BDS**, alternative Bids shall not be accepted.

13. Bid Prices

All bid prices for the given scope of work in the Project as awarded shall be considered as fixed prices, and therefore not subject to price escalation during contract implementation, except under extraordinary circumstances as determined by the NEDA and approved by the GPPB pursuant to the revised Guidelines for Contract Price Escalation guidelines.

14. Bid and Payment Currencies

14.1. Bid prices may be quoted in the local currency or tradeable currency accepted by the BSP at the discretion of the Bidder. However, for purposes of bid evaluation, Bids denominated in foreign currencies shall be converted to Philippine currency based on the exchange rate as published in the BSP reference rate bulletin on the day of the bid opening.

14.2. *Payment of the contract price shall be made in:*

- a. Philippine Pesos.

15. Bid Security

15.1. The Bidder shall submit a Bid Securing Declaration or any form of Bid Security in the amount indicated in the **BDS**, which shall be not less than the percentage of the ABC in accordance with the schedule in the **BDS**.

15.2. The Bid and bid security shall be valid within **120 calendar days**. Any bid not accompanied by an acceptable bid security shall be rejected by the Procuring Entity as non-responsive.

16. Sealing and Marking of Bids

Each Bidder shall submit one copy of the first and second components of its Bid.

The Procuring Entity may request additional hard copies and/or electronic copies of the Bid. However, failure of the Bidders to comply with the said request shall not be a ground for disqualification.

If the Procuring Entity allows the submission of bids through online submission to the given website or any other electronic means, the Bidder shall submit an electronic copy of its Bid, which must be digitally signed. An electronic copy that cannot be opened or is corrupted shall be considered non-responsive and, thus, automatically disqualified.

17. Deadline for Submission of Bids

The Bidders shall submit on the specified date and time and either at its physical address or through online submission as indicated in paragraph 7 of the **IB**.

18. Opening and Preliminary Examination of Bids

18.1. The BAC shall open the Bids in public at the time, on the date, and at the place specified in paragraph 9 of the **IB**. The Bidders' representatives who are present shall sign a register evidencing their attendance. In case videoconferencing, webcasting or other similar technologies will be used, attendance of participants shall likewise be recorded by the BAC Secretariat.

In case the Bids cannot be opened as scheduled due to justifiable reasons, the rescheduling requirements under Section 29 of the 2016 revised IRR of RA No. 9184 shall prevail.

18.2. The preliminary examination of Bids shall be governed by Section 30 of the 2016 revised IRR of RA No. 9184.

19. Detailed Evaluation and Comparison of Bids

19.1. The Procuring Entity's BAC shall immediately conduct a detailed evaluation of all Bids rated "*passed*" using non-discretionary pass/fail criteria. The BAC shall consider the conditions in the evaluation of Bids under Section 32.2 of 2016 revised IRR of RA No. 9184.

19.2. If the Project allows partial bids, all Bids and combinations of Bids as indicated in the **BDS** shall be received by the same deadline and opened and evaluated simultaneously so as to determine the Bid or combination of Bids offering the lowest calculated cost to the Procuring Entity. Bid Security as required by **ITB** Clause 15 shall be submitted for each contract (lot) separately.

19.3. In all cases, the NFCC computation pursuant to Section 23.4.2.6 of the 2016 revised IRR of RA No. 9184 must be sufficient for the total of the ABCs for all the lots participated in by the prospective Bidder.

20. Post Qualification

Within a non-extendible period of five (5) calendar days from receipt by the Bidder of the notice from the BAC that it submitted the Lowest Calculated Bid, the Bidder shall submit its latest income and business tax returns filed and paid through the BIR

Electronic Filing and Payment System (eFPS), and other appropriate licenses and permits required by law and stated in the **BDS**.

21. Signing of the Contract

The documents required in Section 37.2 of the 2016 revised IRR of RA No. 9184 shall form part of the Contract. Additional Contract documents are indicated in the **BDS**.

Section III. Bid Data Sheet

Notes on the Bid Data Sheet (BDS)

The Bid Data Sheet (BDS) consists of provisions that supplement, amend, or specify in detail, information, or requirements included in the ITB found in Section II, which are specific to each procurement.

This Section is intended to assist the Procuring Entity in providing the specific information in relation to corresponding clauses in the ITB and has to be prepared for each specific procurement.

The Procuring Entity should specify in the BDS information and requirements specific to the circumstances of the Procuring Entity, the processing of the procurement, and the bid evaluation criteria that will apply to the Bids. In preparing the BDS, the following aspects should be checked:

- a. Information that specifies and complements provisions of the ITB must be incorporated.
- b. Amendments and/or supplements, if any, to provisions of the ITB as necessitated by the circumstances of the specific procurement, must also be incorporated.

Bid Data Sheet

ITB Clause																								
5.2	For this purpose, contracts similar to the Project refer to contracts which have the same major categories of work, which shall be: <ul style="list-style-type: none"> • <i>Construction of at least one (1) level structure and Installation of at least 100 KVA Generator Set</i> 																							
7.1	Subcontracting is not allowed.																							
10.3	PCAB license should be at least “small b” as to size range and/or at least C or D as to license category; with Specialty in Electrical Works.																							
10.4	The key personnel must meet the required minimum years of experience set below: <table border="1" style="width: 100%; border-collapse: collapse; margin-top: 5px;"> <thead> <tr> <th style="width: 25%;">Personnel</th> <th style="width: 35%;">General Experience</th> <th style="width: 40%;">Relevant Experience</th> </tr> </thead> <tbody> <tr> <td>Site Architect</td> <td>Registered and Licensed Architect with at least 3 years of experience</td> <td>at least 3 years relevant experience in building construction</td> </tr> <tr> <td>Site Engineer</td> <td>Registered civil engineer with at least 3 years of minimum experience</td> <td>at least 3 years relevant experience in project supervision of building construction</td> </tr> <tr> <td>Professional Electrical Engineer</td> <td>Registered with at least 3 years minimum experience</td> <td>With at least 3 years relevant experience in supervision of electrical works in building construction</td> </tr> <tr> <td>Safety Officer</td> <td>With at least 2 years minimum experience as Safety Officer II</td> <td>at least 2 years relevant experience in implementation of safety and health in building construction</td> </tr> <tr> <td>Welder</td> <td>With at least 2 years minimum experience, with NC II Certificate</td> <td>at least 2 years relevant experience in hot works in building construction</td> </tr> <tr> <td>Electrician</td> <td>With at least 2 years minimum experience, with NC III Certificate</td> <td>at least 2 years relevant experience in electrical works in building construction</td> </tr> </tbody> </table>			Personnel	General Experience	Relevant Experience	Site Architect	Registered and Licensed Architect with at least 3 years of experience	at least 3 years relevant experience in building construction	Site Engineer	Registered civil engineer with at least 3 years of minimum experience	at least 3 years relevant experience in project supervision of building construction	Professional Electrical Engineer	Registered with at least 3 years minimum experience	With at least 3 years relevant experience in supervision of electrical works in building construction	Safety Officer	With at least 2 years minimum experience as Safety Officer II	at least 2 years relevant experience in implementation of safety and health in building construction	Welder	With at least 2 years minimum experience, with NC II Certificate	at least 2 years relevant experience in hot works in building construction	Electrician	With at least 2 years minimum experience, with NC III Certificate	at least 2 years relevant experience in electrical works in building construction
Personnel	General Experience	Relevant Experience																						
Site Architect	Registered and Licensed Architect with at least 3 years of experience	at least 3 years relevant experience in building construction																						
Site Engineer	Registered civil engineer with at least 3 years of minimum experience	at least 3 years relevant experience in project supervision of building construction																						
Professional Electrical Engineer	Registered with at least 3 years minimum experience	With at least 3 years relevant experience in supervision of electrical works in building construction																						
Safety Officer	With at least 2 years minimum experience as Safety Officer II	at least 2 years relevant experience in implementation of safety and health in building construction																						
Welder	With at least 2 years minimum experience, with NC II Certificate	at least 2 years relevant experience in hot works in building construction																						
Electrician	With at least 2 years minimum experience, with NC III Certificate	at least 2 years relevant experience in electrical works in building construction																						
10.5	The minimum major equipment requirements are the following: <table border="1" style="width: 100%; border-collapse: collapse; margin-top: 5px;"> <thead> <tr> <th style="width: 40%;">Equipment</th> <th style="width: 20%;">Capacity</th> <th style="width: 40%;">Number of Units</th> </tr> </thead> <tbody> <tr> <td>Compactor</td> <td style="text-align: center;">at least 6.5 HP</td> <td style="text-align: center;">at least one (1)</td> </tr> <tr> <td>Vibrator</td> <td style="text-align: center;">at least 3 HP</td> <td style="text-align: center;">at least one (1)</td> </tr> </tbody> </table>			Equipment	Capacity	Number of Units	Compactor	at least 6.5 HP	at least one (1)	Vibrator	at least 3 HP	at least one (1)												
Equipment	Capacity	Number of Units																						
Compactor	at least 6.5 HP	at least one (1)																						
Vibrator	at least 3 HP	at least one (1)																						

	Speed Cuter	At least 14 inch	at least one (1)
	Welding Machine	At least 300 amps	at least two (2)
	Acetylene & Oxygen Tank	At least 11 kgs	at least one (1)
	Mini Dump Truck	At least 2 cu. m.	at least one (1)
	Boom Truck	At least 5 tons	at least one (1)
	Jack Hammer	At least 50 psi	at least one (1)
	Impact Drill	At least 450 watts	at least one (1)
	Impact Driver	At least 450 watts	at least one (1)
12	<i>Not Applicable</i>		
15.1	<p>The bid security shall be in the form of a Bid Securing Declaration or any of the following forms and amounts:</p> <p>a. The amount of not less than two percent (2%) of ABC or PhP PhP 52, 603.56, if bid security is in cash, cashier's/manager's check, bank draft/guarantee or irrevocable letter of credit;</p> <p>b. The amount of not less than five percent (5%) of ABC or PhP 131, 508.90, if bid security is in Surety Bond.</p>		
19.2	<i>Partial bids are not allowed.</i>		
20	<i>None</i>		
21	Additional contract documents relevant to the Project - Construction Schedule and S-curve, Manpower Schedule, Construction Methods, Equipment Utilization Schedule, Construction Safety and Health Program approved by DOLE.		

Section IV. General Conditions of Contract

Notes on the General Conditions of Contract

The General Conditions of Contract (GCC) in this Section, read in conjunction with the Special Conditions of Contract in Section V and other documents listed therein, should be a complete document expressing all the rights and obligations of the parties.

Matters governing performance of the Contractor, payments under the contract, or matters affecting the risks, rights, and obligations of the parties under the contract are included in the GCC and Special Conditions of Contract.

Any complementary information, which may be needed, shall be introduced only through the Special Conditions of Contract.

1. Scope of Contract

This Contract shall include all such items, although not specifically mentioned, that can be reasonably inferred as being required for its completion as if such items were expressly mentioned herein. All the provisions of RA No. 9184 and its 2016 revised IRR, including the Generic Procurement Manual, and associated issuances, constitute the primary source for the terms and conditions of the Contract, and thus, applicable in contract implementation. Herein clauses shall serve as the secondary source for the terms and conditions of the Contract.

This is without prejudice to Sections 74.1 and 74.2 of the 2016 revised IRR of RA No. 9184 allowing the GPPB to amend the IRR, which shall be applied to all procurement activities, the advertisement, posting, or invitation of which were issued after the effectivity of the said amendment.

2. Sectional Completion of Works

If sectional completion is specified in the **Special Conditions of Contract (SCC)**, references in the Conditions of Contract to the Works, the Completion Date, and the Intended Completion Date shall apply to any Section of the Works (other than references to the Completion Date and Intended Completion Date for the whole of the Works).

3. Possession of Site

3.1 The Procuring Entity shall give possession of all or parts of the Site to the Contractor based on the schedule of delivery indicated in the **SCC**, which corresponds to the execution of the Works. If the Contractor suffers delay or incurs cost from failure on the part of the Procuring Entity to give possession in accordance with the terms of this clause, the Procuring Entity's Representative shall give the Contractor a Contract Time Extension and certify such sum as fair to cover the cost incurred, which sum shall be paid by Procuring Entity.

3.2 If possession of a portion is not given by the above date, the Procuring Entity will be deemed to have delayed the start of the relevant activities. The resulting adjustments in contract time to address such delay may be addressed through contract extension provided under Annex "E" of the 2016 revised IRR of RA No. 9184.

4. The Contractor's Obligations

The Contractor shall employ the key personnel named in the Schedule of Key Personnel indicating their designation, in accordance with **ITB** Clause 10.3 and specified in the **BDS**, to carry out the supervision of the Works.

The Procuring Entity will approve any proposed replacement of key personnel only if their relevant qualifications and abilities are equal to or better than those of the personnel listed in the Schedule.

5. Performance Security

- 5.1. Within ten (10) calendar days from receipt of the Notice of Award from the Procuring Entity but in no case later than the signing of the contract by both parties, the successful Bidder shall furnish the performance security in any of the forms prescribed in Section 39 of the 2016 revised IRR.
- 5.2. The Contractor, by entering into the Contract with the Procuring Entity, acknowledges the right of the Procuring Entity to institute action pursuant to RA No. 3688 against any subcontractor be they an individual, firm, partnership, corporation, or association supplying the Contractor with labor, materials and/or equipment for the performance of this Contract.

6. Site Investigation Reports

The Contractor, in preparing the Bid, shall rely on any Site Investigation Reports referred to in the **SCC** supplemented by any information obtained by the Contractor.

7. Warranty

- 7.1. In case the Contractor fails to undertake the repair works under Section 62.2.2 of the 2016 revised IRR, the Procuring Entity shall forfeit its performance security, subject its property(ies) to attachment or garnishment proceedings, and perpetually disqualify it from participating in any public bidding. All payables of the GOP in his favor shall be offset to recover the costs.
- 7.2. The warranty against Structural Defects/Failures, except that occasioned-on force majeure, shall cover the period from the date of issuance of the Certificate of Final Acceptance by the Procuring Entity. Specific duration of the warranty is found in the **SCC**.

8. Liability of the Contractor

Subject to additional provisions, if any, set forth in the **SCC**, the Contractor's liability under this Contract shall be as provided by the laws of the Republic of the Philippines.

If the Contractor is a joint venture, all partners to the joint venture shall be jointly and severally liable to the Procuring Entity.

9. Termination for Other Causes

Contract termination shall be initiated in case it is determined *prima facie* by the Procuring Entity that the Contractor has engaged, before, or during the implementation of the contract, in unlawful deeds and behaviors relative to contract acquisition and implementation, such as, but not limited to corrupt, fraudulent, collusive, coercive, and obstructive practices as stated in **ITB** Clause 4.

10. Dayworks

Subject to the guidelines on Variation Order in Annex “E” of the 2016 revised IRR of RA No. 9184, and if applicable as indicated in the SCC, the Dayworks rates in the Contractor’s Bid shall be used for small additional amounts of work only when the Procuring Entity’s Representative has given written instructions in advance for additional work to be paid for in that way.

11. Program of Work

11.1. The Contractor shall submit to the Procuring Entity’s Representative for approval the said Program of Work showing the general methods, arrangements, order, and timing for all the activities in the Works. The submissions of the Program of Work are indicated in the SCC.

11.2. The Contractor shall submit to the Procuring Entity’s Representative for approval an updated Program of Work at intervals no longer than the period stated in the SCC. If the Contractor does not submit an updated Program of Work within this period, the Procuring Entity’s Representative may withhold the amount stated in the SCC from the next payment certificate and continue to withhold this amount until the next payment after the date on which the overdue Program of Work has been submitted.

12. Instructions, Inspections and Audits

The Contractor shall permit the GOP or the Procuring Entity to inspect the Contractor’s accounts and records relating to the performance of the Contractor and to have them audited by auditors of the GOP or the Procuring Entity, as may be required.

13. Advance Payment

The Procuring Entity shall, upon a written request of the Contractor which shall be submitted as a Contract document, make an advance payment to the Contractor in an amount not exceeding fifteen percent (15%) of the total contract price, to be made in lump sum, or at the most two installments according to a schedule specified in the SCC, subject to the requirements in Annex “E” of the 2016 revised IRR of RA No. 9184.

14. Progress Payments

The Contractor may submit a request for payment for Work accomplished. Such requests for payment shall be verified and certified by the Procuring Entity’s Representative/Project Engineer. Except as otherwise stipulated in the SCC, materials and equipment delivered on the site but not completely put in place shall not be included for payment.

15. Operating and Maintenance Manuals

- 15.1. If required, the Contractor will provide “as built” Drawings and/or operating and maintenance manuals as specified in the **SCC**.
- 15.2. If the Contractor does not provide the Drawings and/or manuals by the dates stated above, or they do not receive the Procuring Entity’s Representative’s approval, the Procuring Entity’s Representative may withhold the amount stated in the **SCC** from payments due to the Contractor.

Section V. Special Conditions of Contract

Notes on the Special Conditions of Contract

Similar to the BDS, the clauses in this Section are intended to assist the Procuring Entity in providing contract-specific information in relation to corresponding clauses in the GCC found in Section IV.

The Special Conditions of Contract (SCC) complement the GCC, specifying contractual requirements linked to the special circumstances of the Procuring Entity, the Procuring Entity's country, the sector, and the Works procured. In preparing this Section, the following aspects should be checked:

- a. Information that complements provisions of the GCC must be incorporated.
- b. Amendments and/or supplements to provisions of the GCC as necessitated by the circumstances of the specific purchase, must also be incorporated.

However, no special condition which defeats or negates the general intent and purpose of the provisions of the GCC should be incorporated herein.

Special Conditions of Contract

GCC Clause	
2	<i>Not applicable</i>
4.1	The Procuring Entity shall give possession of so much of the Site to the Contractor after a pre-construction meeting between the authorized DSWD Representatives and the Contractor.
6	Not applicable
7.2	Fifteen (15) years.
10	No day works are applicable to the contract.
11.1	The Contractor shall submit the Program of Work to the Procuring Entity's Representative within ten (10) calendar days upon receipt of the Notice of Award.
11.2	The amount to be withheld for late submission of an updated Program of Work is Ten Thousand (PhP 10, 000.00) pesos.
13	The amount of the advance payment is fifteen percent (15%) of the Contract Value and can be availed of upon the submission and receipt of a request for the release of the advance payment after the issuance of the Notice to Proceed (NTP) and posting of an irrevocable letter of credit in favor of the procuring entity.
14	<i>Not applicable</i>
15.1	The date by which operating and maintenance manuals are required is <i>within 15 days upon completion of the contract.</i> The date by which "as built" drawings are required is <i>within 15 days upon completion of the contract.</i>
15.2	The amount to be withheld for failing to produce "as built" drawings and/or operating and maintenance manuals by the date required is <i>Php 15,000.00.</i>

Section VI. Specifications

Notes on Specifications

A set of precise and clear specifications is a prerequisite for Bidders to respond realistically and competitively to the requirements of the Procuring Entity without qualifying or conditioning their Bids. In the context of international competitive bidding, the specifications must be drafted to permit the widest possible competition and, at the same time, present a clear statement of the required standards of workmanship, materials, and performance of the goods and services to be procured. Only if this is done will the objectives of economy, efficiency, and fairness in procurement be realized, responsiveness of Bids be ensured, and the subsequent task of bid evaluation facilitated. The specifications should require that all goods and materials to be incorporated in the Works be new, unused, of the most recent or current models, and incorporate all recent improvements in design and materials unless provided otherwise in the Contract.

Samples of specifications from previous similar projects are useful in this respect. The use of metric units is mandatory. Most specifications are normally written specially by the Procuring Entity or its representative to suit the Works at hand. There is no standard set of Specifications for universal application in all sectors in all regions, but there are established principles and practices, which are reflected in these PBDs.

There are considerable advantages in standardizing General Specifications for repetitive Works in recognized public sectors, such as highways, ports, railways, urban housing, irrigation, and water supply, in the same country or region where similar conditions prevail. The General Specifications should cover all classes of workmanship, materials, and equipment commonly involved in construction, although not necessarily to be used in a particular Works Contract. Deletions or addenda should then adapt the General Specifications to the particular Works.

Care must be taken in drafting specifications to ensure that they are not restrictive. In the specification of standards for goods, materials, and workmanship, recognized international standards should be used as much as possible. Where other particular standards are used, whether national standards or other standards, the specifications should state that goods, materials, and workmanship that meet other authoritative standards, and which ensure substantially equal or higher quality than the standards mentioned, will also be acceptable. The following clause may be inserted in the SCC.

Sample Clause: Equivalency of Standards and Codes

Wherever reference is made in the Contract to specific standards and codes to be met by the goods and materials to be furnished, and work performed or tested, the provisions of the latest current edition or revision of the relevant standards and codes in effect shall apply, unless otherwise expressly stated in the Contract. Where such standards and codes are national, or relate to a particular country or region, other authoritative standards that ensure a substantially equal or higher quality than the standards and codes specified will be

accepted subject to the Procuring Entity's Representative's prior review and written consent. Differences between the standards specified and the proposed alternative standards shall be fully described in writing by the Contractor and submitted to the Procuring Entity's Representative at least twenty-eight (28) days prior to the date when the Contractor desires the Procuring Entity's Representative's consent. In the event the Procuring Entity's Representative determines that such proposed deviations do not ensure substantially equal or higher quality, the Contractor shall comply with the standards specified in the documents.

These notes are intended only as information for the Procuring Entity or the person drafting the Bidding Documents. They should not be included in the final Bidding Documents.

Please see attached Technical Specifications and General Conditions and Requirements.

Section VII. Drawings

Please see attached Drawings/floor plans.

Section VIII. Bill of Quantities

Notes on the Bill of Quantities

Objectives

The objectives of the Bill of Quantities are:

- a. to provide sufficient information on the quantities of Works to be performed to enable Bids to be prepared efficiently and accurately; and
- b. when a Contract has been entered into, to provide a priced Bill of Quantities for use in the periodic valuation of Works executed.

In order to attain these objectives, Works should be itemized in the Bill of Quantities in sufficient detail to distinguish between the different classes of Works, or between Works of the same nature carried out in different locations or in other circumstances which may give rise to different considerations of cost. Consistent with these requirements, the layout and content of the Bill of Quantities should be as simple and brief as possible.

Daywork Schedule

A Daywork Schedule should be included only if the probability of unforeseen work, outside the items included in the Bill of Quantities, is high. To facilitate checking by the Entity of the realism of rates quoted by the Bidders, the Daywork Schedule should normally comprise the following:

- a. A list of the various classes of labor, materials, and Constructional Plant for which basic daywork rates or prices are to be inserted by the Bidder, together with a statement of the conditions under which the Contractor will be paid for work executed on a daywork basis.
- b. Nominal quantities for each item of Daywork, to be priced by each Bidder at Daywork rates as Bid. The rate to be entered by the Bidder against each basic Daywork item should include the Contractor's profit, overheads, supervision, and other charges.

Provisional Sums

A general provision for physical contingencies (quantity overruns) may be made by including a provisional sum in the Summary Bill of Quantities. Similarly, a contingency allowance for possible price increases should be provided as a provisional sum in the Summary Bill of Quantities. The inclusion of such provisional sums often facilitates budgetary approval by avoiding the need to request periodic supplementary approvals as the future need arises. Where such provisional sums or contingency allowances are used, the SCC should state the manner in which they will be used, and under whose authority (usually the Procuring Entity's Representative's).

The estimated cost of specialized work to be carried out, or of special goods to be supplied, by other contractors should be indicated in the relevant part of the Bill of Quantities as a particular provisional sum with an appropriate brief description. A separate procurement procedure is normally carried out by the Procuring Entity to select such specialized contractors. To provide an element of competition among the Bidders in respect of any facilities, amenities, attendance, etc., to be provided by the successful Bidder as prime Contractor for the use and convenience of the specialist contractors, each related provisional sum should be followed by an item in the Bill of Quantities inviting the Bidder to quote a sum for such amenities, facilities, attendance, etc.

Signature Box

A signature box shall be added at the bottom of each page of the Bill of Quantities where the authorized representative of the Bidder shall affix his signature. Failure of the authorized representative to sign each and every page of the Bill of Quantities shall be a cause for rejection of his bid.

These Notes for Preparing a Bill of Quantities are intended only as information for the Procuring Entity or the person drafting the Bidding Documents. They should not be included in the final documents.

Please see attached Bill of Quantities.

Section IX. Checklist of Technical and Financial Documents

Notes on the Checklist of Technical and Financial Documents

The prescribed documents in the checklist are mandatory to be submitted in the Bid, but shall be subject to the following:

- a. GPPB Resolution No. 09-2020 on the efficient procurement measures during a State of Calamity or other similar issuances that shall allow the use of alternate documents in lieu of the mandated requirements; or
- b. any subsequent GPPB issuances adjusting the documentary requirements after the effectivity of the adoption of the PBDs.

The BAC shall be checking the submitted documents of each Bidder against this checklist to ascertain if they are all present, using a non-discretionary “pass/fail” criterion pursuant to Section 30 of the 2016 revised IRR of RA No. 9184.

Checklist of Technical and Financial Documents

I. TECHNICAL COMPONENT ENVELOPE

Class “A” Documents

Legal Documents

- (a) Valid PhilGEPS Registration Certificate (Platinum Membership) (all pages) in accordance with Section 8.5.2 of the IRR;

Technical Documents

- (b) Statement of the prospective bidder of all its ongoing government and private contracts, including contracts awarded but not yet started, if any, whether similar or not similar in nature and complexity to the contract to be bid; **and**
- (c) Statement of the bidder’s Single Largest Completed Contract (SLCC) similar to the contract to be bid, except under conditions provided under the rules; **and**
- (d) Special PCAB License in case of Joint Ventures **and** registration for the type and cost of the contract to be bid; **and**
- (e) Original copy of Bid Security. If in the form of a Surety Bond, submit also a certification issued by the Insurance Commission **or** original copy of Notarized Bid Securing Declaration; **and**
- (f) Project Requirements, which shall include the following:
 - a. Organizational chart for the contract to be bid;
 - b. List of contractor’s key personnel (*e.g.*, Project Manager, Project Engineers, Materials Engineers, and Foremen), to be assigned to the contract to be bid, with their complete qualification and experience data;
 - c. List of contractor’s major equipment units, which are owned, leased, and/or under purchase agreements, supported by proof of ownership or certification of availability of equipment from the equipment lessor/vendor for the duration of the project, as the case may be; **and**
- (g) Original duly signed Omnibus Sworn Statement (OSS) **and** if applicable, Original Notarized Secretary’s Certificate in case of a corporation, partnership, or cooperative; or Original Special Power of Attorney of all members of the joint venture giving full power and authority to its officer to sign the OSS and do acts to represent the Bidder.

Financial Documents

- (h) The prospective bidder’s computation of Net Financial Contracting Capacity (NFCC).

Class “B” Documents

- (i) If applicable, duly signed joint venture agreement (JVA) in accordance with RA No. 4566 and its IRR in case the joint venture is already in existence **or** duly notarized statements from all the potential joint venture partners stating that they will enter into and abide by the provisions of the JVA in the instance that the bid is successful.

II. FINANCIAL COMPONENT ENVELOPE

- (j) Original of duly signed and accomplished Financial Bid Form; **and**

Other documentary requirements under RA No. 9184

- (k) Original of duly signed Bid Prices in the Bill of Quantities; **and**
- (l) Duly accomplished Detailed Estimates Form, including a summary sheet indicating the unit prices of construction materials, labor rates, and equipment rentals used in coming up with the Bid; **and**
- (m) Cash Flow by Quarter.



GENERAL CONDITIONS AND SPECIFICATIONS

“INSTALLATION OF BACK-UP POWER SYSTEM AND LANDSCAPE FEATURES OF RHWG”

PROJECT TITLE

#40 NORTH DRIVE, BAGUIO CITY

PROJECT LOCATION

Written and Prepared by:

ENGR. COLLIN JONES C. TUNGOL
ENGINEER II, AD/BGMS

AR. GLYXTER N. RUDIO
ARCHITECT I, AD/BGMS

PAGE 1 of 23



General Conditions

GC – 1. DEFINITIONS

- i. The term “Owner” as used in these Specifications means the administration of the Department of Social Welfare and Development – Cordillera Administrative Region. (DSWD-CAR)
- ii. The term “Construction Architect/Engineer” shall mean the person executing the contract on behalf of the Owner for the construction of the project and the said Construction Architect/Engineer’s duly authorized assistants or representatives.
- iii. The term “Contractor” means the entity that will provide all labor, materials, equipment, and perform all the work necessary for the completion of the project in accordance with the plans and specifications.
- iv. The term “Consultants” means the designer and planner of the owner.
- v. The term “Completion of Contract” shall mean full performance by the contractor of the contractor’s obligations under the contract and all amendments and revisions thereof except the contractor’s obligation concerning (1) release of liens and certificate of contractor, (2) other final documents. The term “completion” or “completion of the project” shall mean the contract and all amendments and revision thereof. The Certificate of Completion, signed by the Construction Architect/ Engineer and approved in writing by the Owner shall be the sole and conclusive evidence as to the date of completion.
- vi. The term “default” used herein shall include any such failure by the contractor to make progress in the prosecution of work so as to endanger the completion of the project within the calendar days allotted.
- vii. Wherever in the specifications or upon the drawings the words “directed”, “required”, “ordered”, “designated”, “prescribed”, or words of like import are used, it shall be understood that the direction, requirement, designation, or prescription, of the Construction Architect/Engineer is intended; and similarly, the words “approved”, “acceptable to”, or satisfactory to” of the Designer unless otherwise expressly stated.
- viii. Where “as shown”, “as indicated”, “as detailed”, or words of similar import are used, it shall be understood that the reference is made to the drawings accompanying this contract unless stated otherwise. The word “provided”, as used herein shall be understood to mean “provided complete in place”, that is, furnished and installed.

GC – 2. DIVISION OF THE SPECIFICATION

These specifications are divided for convenience into sections as set forth in the Table of Contents preceding the General Conditions. Any mention in these sections or indications on the drawings of articles, materials, operations, or methods, requires that the contractor furnish each item so mentioned or indicated, of the kind, type or design and quality specified or shown on the drawings, and that the



contractor furnish all labor, equipment, incidentals, and superintendence necessary to complete the work in accordance with the true meaning and intent of these specifications even though such mention of articles, materials, operations, methods, quality, qualifications, or condition is not expressed in complete sentences. The contractor shall coordinate the work covered in each section with the work of other sections. The necessary information – items, accessories, anchors, connections, patterns, templates etc. – shall be delivered when required in order to prevent any delay in the progress and completion of work.

GC – 3. SPECIFICATIONS AND DRAWINGS

- i. The contractor shall keep in the work place a copy of the drawings and specifications and shall at all times give the Construction Architect/Engineer access thereto. Anything mentioned in the specifications and not shown on the drawings, or shown on the drawings and not mentioned in the specifications, shall be like effect as if shown or mentioned in both. In case of difference between drawings and specifications the specifications shall govern. In case of discrepancy either in the figures, in the drawings, or specifications, the matter shall be promptly submitted to the Designing Architect who shall promptly make a determination in writing. Any adjustment by the contractor without such determination shall be at his risk and expense. The Consultants shall furnish from time to time such detailed drawings and other information as he may consider necessary, unless otherwise provided.
- ii. Omissions and misdescription. Omissions from the drawings or specifications or misdescription of details of work which are manifestly necessary to carry out the intent of the drawings and specifications, or which are customarily performed, shall not relieve the contractor from performing such omitted or misdescribed details of work, but shall be performed as if fully and correctly set forth and described in the drawings and specifications.
- iii. Deviations from the drawings and dimensions therein given, whether or not error is believed to exist, shall be made only after written authority is obtained from the Designing Architect/Engineer.

GC – 4. PROGRESS SCHEDULE.

The work shall be prosecuted with faithfulness and energy and in the order of precedence as directed by the Construction Architect/Engineer. The Contractor shall submit a progress schedule as follows:

- i. The progress schedule shall be submitted within two weeks after the date of award of contract and shall be subjected to the approval of and/or modification by the Construction Architect/Engineer.
- ii. The progress schedule shall be in Chart Form or Critical Path Method (CPM) and shall show the order in which the contractor proposes to carry on the work, the dates on which he will start the



several salient features (including procurement of materials, plant and equipment) and the contemplated dates completing the same.

GC – 5. TAXES, LICENSES, PERMITS, AND FEES.

All taxes, licenses, permits and fees which may be due to the local and/or National Government on account of the performance and completion of the work stipulated herein and fees for testing materials and specimens shall be paid for and obtained by the contractor while the building and occupancy permits shall be paid for by the contractor and Owner respectively.

GC – 6. INSURANCE.

The contractor shall take out and maintain throughout the construction period insurance with the minimum requirements.

GC – 7. CHANGES IN SPECIFICATIONS AND DRAWINGS.

The owner may, from time to time, during the progress of the construction of the project, make such changes in, additions to, or subtractions from the specifications and construction drawings as condition may warrant: provided, however, that if the cost to the contractor shall be materially increased by any such change, or addition, the owner shall pay the contractor for the reasonable cost thereof in accordance with a construction contract amendment signed by the owner and the contractor, but no claim for additional compensation for any such change or addition will be considered unless the contractor shall have made a written request therefore to the owner prior to the commencement of work in connection with such change or addition. Written notification shall be made by the owner to the consultants or designing architect prior to any change in specifications and drawings.

GC – 8. SUPERVISION AND INSPECTION.

- i. The contractor shall cause the construction work on the project to receive a constant supervision by a competent Project Architect/Engineer who shall be present at all times during the working hours where construction is being carried-on. The contractor shall employ, in connection with the construction of the project, capable, experienced, and reliable foremen and such skilled workmen as may be required for the various scope of work to be performed. Directions and instructions given to the Project Architect/Engineer by the owner shall be binding upon the contractor.
- ii. The manner of performance of the work, and all equipment used therein shall be subject to the inspection, tests, and approval of the owner. The owner shall have the right to inspect data and



records of the contractor relevant to the work. The contractor will provide all reasonable facilities necessary for such inspection and tests. The contractor shall have an authorized agent to accompany the inspector when the final inspection is made and, if requested by the owner, when any other inspection is made.

GC – 9. PROGRESS PHOTOGRAPHS.

- i. The contractor, at his expense, shall furnish to the Construction Architect/Engineer progress photographs that shall be taken monthly starting when the work begins and continuing so long as the work is in progress, on the exterior or interior of the building, from the station points designated by the Construction Architect/Engineer.
- ii. The contractor shall clearly identify in the photographs the scope of work completed.
- iii. No partial payment shall be considered for approval without the above-mentioned photographs.

GC – 10. RELEASE OF LIENS.

Neither the final payment nor any part of the retained percentage shall become due until the contractor, if required shall deliver to the owner a complete release of all liens arising out of the contract, or receipts in full in lieu thereof and, if required in either case, an affidavit that so far as he has knowledge or information, the releases and receipts include all labor and materials for which a lien can be filed.

GC – 11. SUPERVISION.

All work shall meet with the approval of the Construction Architect/Engineer and shall be completed in conformity with the plans and specifications approved by, and on file with the owner, which plans and specifications will be made part of the contract to be entered into for the work referred herein.

The contractor shall confer with the Construction Architect/Engineer before commencing any work under the contract. The contractor shall furnish all facilities for inspection at the construction site.

GC – 12. IDENTIFICATION OF EMPLOYEES.

The contractor shall be responsible for furnishing to each employee and for requiring each employee engaged in the work to display such identification as maybe approved and directed by the Construction Architect/Engineer.



GC – 13. SAMPLES.

The contractor shall submit 2 each of samples if required by the owner or Construction Architect/Engineer and these shall be properly identified with the contractor's name and manufacturer's name and catalog number, if applicable.

GC – 14. LIGHT, POWER, AND WATER.

The contractor shall furnish temporary water, light, and power, complete with connecting piping, wiring, lamps and similar equipment as required for the work. The contractor shall install, maintain, and remove his temporary line upon completion of the work. All expenses in connection with temporary services and facilities shall be paid by the contractor.

GC – 15. TEMPORARY OFFICE.

The contractor shall provide and maintain watertight office on the premises where directed for his own and sub-contractor's use and for the use of the Construction Architect/Engineer. This office shall be, provided with operating windows, doors with locks, tables, benches, racks for drawings and adequate electric lighting.

- i. The ceiling shall be 2.7m high. Floor and wall shall be plywood or equivalent.
- ii. The contractor shall provide janitorial services for these offices for the duration of the job.

GC – 16. STORAGE SHEDS.

The contractor shall provide and maintain on the premises where directed, watertight storage sheds for all materials which might be damaged by weather.

GC – 17. TEMPORARY TOILETS.

The contractor shall install and maintain in a sanitary condition suitable toilets and urinals for use of workmen. These toilets shall be in a location approved by the construction Architect/Engineer and connected to existing sewers, when feasible. There shall be a minimum of one (1) toilet for each multiple of thirty (30) contractor's employees or fractional part thereof, working at the job site.

GC – 18. LIGHTS, GUARDS, ETC.



The contractor shall provide such lights, guard, temporary fences, and warning signs as may be necessary for the safety during all the time from the execution of the contract until the final acceptance of the work, and shall be responsible for the installation and maintenance of lights, guards, fences and warning signs.

GC – 19. CLEANING.

Upon the completion of each part of the work as defined by the sections into which these specifications are divided or as separated by the various trades involved in the work, each area shall be cleaned of debris emanating from the work. The contractor shall remove remaining excess materials, waste, rubbish, debris, and his construction and installation equipments from the premises. Any dirt or stains caused by the work under the contract shall be removed from the surfaces of the structure and from the equipments and fixtures.

Miscellaneous Conditions

MP – 1. PROJECT SIGN.

The contractor shall provide a project sign fabricated to size.

MP – 2. USE OF OWNER FACILITIES BY CONTRACTOR.

The contractor will not be permitted to utilize any Owner's building or facility for his job-site office space or storage area for materials without prior written approval of the Construction Architect/Engineer.

MP – 3. INTERFERENCE WITH OWNER OPERATIONS.

The contractor shall establish work procedures and methods to avoid interference with existing operations within or adjacent to the construction area. Free passage into the adjoining or adjacent buildings not in the contract will not be permitted, except as approved by the Construction Engineer. Procedures and methods shall also provide for safe conduct of work and protection of property, which is to remain undisturbed.

ARCHITECTURAL

SECTION 1 CONSTRUCTION QUALITY CONTROL



1C.1. General. The contractor shall establish and maintain quality control for testing of materials to be furnished by him in accordance with the specifications and for determination of densities as required in the specifications to assure compliance as specified. The testing agency shall be approved. Certified copies of detailed laboratory test reports, attesting compliance with the test requirements as prescribed in the applicable referenced publications shall be submitted in triplicate, together with the submission of samples for conformation testing by the owner as required, and shall contain the name and address of the testing laboratory and the dates of the test to which the report applies.

1C.2. Sampling and Testing. Unless otherwise specified, materials to be sampled, time of submittal of samples, and other requirements for sampling shall be as specified in the various sections of each division under which the materials will be furnished. All samples for testing shall be provided by the contractor at no additional cost to the owner.

1C.3. Maintenance of records. The contractor will maintain current records of all inspections and tests performed on an appropriate format. These records will provide factual evidence that required inspections or tests have been performed, including type and number of inspections or tests involved; results of the inspections or tests, etc. Additional forms for specific operations may be required by the Construction engineer to supplement the daily inspection forms.

1C.4. Time reports and deficiencies. Records of jobsite material inspections must be received prior to installation or incorporation of materials into the contract work. The contractor will not be permitted to build upon or conceal any features of the work containing uncorrected defects. Payment on deficient items will be withheld until satisfactorily corrected or other action has been taken approved.

SECTION 2 EARTHWORK

General

Include cut and fill, compaction and grading to acquire finished grade as required in the plan.

2.1 EXCAVATION

Structural excavation, to indicate bearing value. Extra care should be practiced to protect adjoining properties and existing utility lines. Excavation of trenches for pipe lines shall conform to the typical sections as Shown on the plans.



2.2 SITE CLEARING

- 2.2.1 All obstacles within the premises shall be disposed and cleared as directed by the Project Architect/Engineer.
- 2.2.2 All obstruction obstructing the work shall be removed to the designated places, unless otherwise directed by the Project Architect/Engineer.
- 2.2.3 All plant roots shall be disposed.

2.3 BACKFILL & FILL

- 2.3.1 Backfill of suitable excavated soil shall be placed in horizontal layers of 30 cm thick, compacted by hand or mechanically as required density.
- 2.3.2 Fill shall be as shown in the drawings unless otherwise directed and shall be compacted by mechanical means to require density of 95% optimum.
- 2.3.3 Excess earth-surplus earth from cut portion shall be placed in lower ground as desired by the Project Engineer to the nearest depressed area.

SECTION 3 DEMOLITION, CLEARING AND GRUBBING

3.1 EXAMINATION OF SITE

The Contractor shall visit the site of the work and examine the premises so as to fully understand all of the existing conditions relative to the work. No increase in cost of extension in performance time will be considered for the failure to know its condition.

3.2 DEMOLITION

Demolition of work in general shall consist of the following:

- 3.2.1 Remove all existing structures (if there shall be)
- 3.2.2 Tap all existing water and electrical lines for reconnection to new construction.

3.3 PROTECTION OF STRUCTURES AND PROPERTY

- 3.3.1 Execute demolition work with such manner as to insure adjacent property and premises of building against damage which occur or might occur from falling debris or other cause.
- 3.3.2 Repair damage done to property of any person or persons on or off premises by reason of required work.
- 3.3.3 Provision of proper enclosure within the perimeter to insure safety to possible damage on adjacent properties.



3.3.4 Storage of any hazardous or flammable materials is strictly prohibited, that would cause danger to people, property and adjacent property.

3.4 DISPOSAL OF MATERIALS

Observe good housekeeping, all trash, rubbish, and other waste shall be immediately disposed. The contractor should provide garbage cans for proper disposal of his wastes.

3.5 DEBRIS

3.5.1 Remove as it accumulates, debris resulting from demolition operation may not be burned on site.

3.5.2 Wood and other debris resulting from demolition operation may not be burned on site.

3.6 CLEANING

3.6.1 Upon the completion of work, remove all barricades, tools, materials, apparatus and debris.

3.6.2 Leave premises clean, neat and orderly.

SECTION 4 FOUNDATION AND EXCAVATION WORKS

4.1 Gravel Bed – 4” thick compacted on bottom of foundation and or footing trenches or provide lean concrete.

4.2 Minimum depth of Excavation – From natural grade line.

4.3 All excavation work for foundation based on drawing shall be from natural grade, no foundation shall rest on fill.

SECTION 5 FILLING, GRADING AND SLABS ON FILLS

5.1 1-part escombro, 2-part lastillas or Barrow earth for filling job, done 6 layers, compacted. Filling shall be confined on building areas.

5.2 Second Basement and side walk slabs on fill – 0.15 m thick, reinforced with 12 mm diameter bars spaced at 0.35m on center both ways, 3,000 psi.

5.3 2” thick gravel bedding is used for slabs on fill. Do not use unsuitable organic filling materials.

SECTION 6 CONCRETE AND REINFORCED CONCRETE



- 6.1 Test – Steel bars, cement, gravel, sand and concrete samples, shall be tested. Sample materials for testing shall be properly signed by the Project Engineer with corresponding date before issuing to private testing company. Results shall be officially signed or stamp and to be photo copied for four. The Owner shall be furnished a copy of every testing results.
- 6.2 Schedule of Concrete
- 6.2.1 Footing, tie beams, reinforced walls, wall footings, columns, and pedestal;
 $f'c = 24.00$ MPa (3500 psi) at 28 days
- 6.2.2 Suspended slabs, beams, girders, stairs;
 $f'c = 24.00$ MPa (3500 psi) at 28 days
- 6.2.3 Ground Floor slab on fill;
 $f'c = 20.70$ MPa (3,000 psi) at 28 days
- 6.2.4 Others not specified – $f'c = 20.70$ MPa (3,000 psi) at 28 days
- 6.2.5 Cement – approved brand. Portland cement
- 6.2.6 Gravel – G-1 crushed, $\frac{1}{2}$ " to $\frac{3}{4}$ " in size
- 6.2.7 Sand – shall be river sand
- 6.2.8 Reinforcing Bars:
1. All mild reinforced bars shall be round deformed structural grade in accordance with ASTM A-615.
16mm & larger rebars – $f_y = 275.79$ MPa (40, 000 psi)
12mm & smaller – $f_y = 275.79$ MPa (40, 000 psi)
 2. Verify Structural general notes. For specific grade of bars for specific use.
- 6.2.9 Forms – Use plywood or steel forms for all form works.

SECTION 7 MASONRY WORKS

- 7.1 Concrete Hollow Blocks – 5" thick for exterior wall, 3" or 4" thick for all interior partitions unless otherwise noted. Both 1" thick cement plastered. With compressive strength of 700 psi.
- 7.2 Reinforcement – 12mm dia. Bars at 0.40 m on center for vertical and every 3 layers of CHB for horizontal bars on all concrete hollow blocks wall.



7.3 Cement and other cement materials shall be delivered to the site and stored in unbroken bags, barrels, or other approved containers, plainly marked and labeled with the manufacturers name and brand. Concrete masonry units shall be handled with care to avoid chipping and breakage, and shall be stored as directed.

SECTION 8 STRUCTURAL STEEL WORKS

8.1 General. Connections for which details are not indicated shall be designed in accordance with the Steel Construction standard.

8.2 Handling, shipping and storing steel work. All Materials shall be handled, shipped, and stored in a manner that will prevent distortion or other damage. Materials shall be stored in a clean location and keep properly drained. All damaged materials shall be replaced or repaired by and the expense of the contractor.

8.3 Structural carbon steel for welded work shall conform to ASTM A36.

8.4 Submerged arc welding. Bare electrodes and flux for submerged arc welding shall conform to the requirements of AWS D1.0, and the grade of A36.

SECTION 9 DOORS AND WINDOWS

DOOR

See Architectural Plans for specifications.

WINDOW

See Architectural Plans for specifications.

SECTION 10 FLOOR FINISH SCHEDULE

See Architectural Plans for specifications.

SECTION 11 CEILING FINISH SCHEDULE

See Architectural Plans for specifications.



SECTION 12 PAINTING WORKS

12.1. Materials – Any Quality Paint or approved Equal.

12.2. Application – All applications and methods to be used shall follow strictly manufacturer's instructions and specifications.

12.3. SURFACE TREATMENT – All surface include masonry wall shall be thoroughly cleaned, puttied (masilla), sand papered rub and polish. All Masonry wall shall be treated first with penetrating sealer prior to painting.

12.4. SCHEDULE OF PAINTING FINISHES:

1. All masonry wall cemented finished surfaced – 3 coats Flat Top Coat.

2. Plywood surfaces or wood surfaces – 1 coat primer and 2 coats Semi-gloss Top Coat.

3. Hardiflex – 1 coat primer, 2 coats Flat Top Coat. Color White.

4. Steel and metal works. – 2 coats red oxide primer and 2 coats acqua epoxy or quick drying enamel.

5. Steel Trusses – 2 coats red oxide primer and two coats acqua epoxy topcoat.

12.5 Extra Coats – shall be applied to achieve desired finish.

PLUMBING WORKS

SECTION 1 GENERAL

1.1 DESCRIPTION

1.1.1 Applicable provisions of "General Conditions" govern work under this section.

1.1.2 All fittings, connections and piping embedded in concrete shall be subjected to inspection by the Construction Architect/Engineer and/or his representative before completion.

1.1.3 The Contractor shall provide all items, articles, materials, operation or method listed, mentioned of schedule of the drawings and/or herein, including labor. Materials, equipment's and incidentals necessary and required for their completion.

1.1.4 It is not intended that the drawings shall show every pipe, fitting, valve and appliance. All such items whether specifically mentioned or not, or indicated on the drawing shall be furnished and installed, if necessary, to complete the system in



accordance with the best practice of plumbing trade and to the satisfaction of the construction engineer and the owner.

- 1.1.5 The plumbing contractor is required to refer to all architectural, structural, mechanical and electrical plans and specifications and shall investigate all possible interferences and conditions affecting his work.
- 1.1.6 Electrical system is not included in this division, but the plumbing contractor will provide all facilities and make provisions for the installation of the work as construction progresses.

1.2 SCOPE OF WORK

Work include under this section of the specifications consists in furnishing all labor, tools and equipment, appliances and materials necessary for complete installation, testing and operation of the plumbing system in accordance with the contract.

- 1.2.1 Sanitary drains from the building and their connections to the point of discharge as shown in the plans as verified at the jobsite.
- 1.2.2 Roof and ground storm drainage system and connections to the storm drainage system as shown in the plans as verified at the jobsite.
- 1.2.3 Soil, waste and vent pipe system within the building.
- 1.2.4 Cold water distribution and supply pipes to the fixtures.
- 1.2.5 Plumbing fixtures, trims and accessories.
- 1.2.6 Supply and installation of the standpipe system complete with the valves and fire department connection.
- 1.2.7 Water meter and water connections to cold water main and/or other sources as shown in the plan schemes.
- 1.2.8 The contractor shall provide necessary shop drawing as-built plans.
- 1.2.9 All other works described in other sections of this document necessary for the completion of this contract.

1.3 SUBMITTALS

- 1.3.1 Within fifteen (15) days after award of contract, the plumbing contractor shall submit for the construction engineer's approval four (4) copies of all complete list of manufacturer's name of all materials he proposes to use.
- 1.3.2 After approval of the above list and before purchase of any equipment or materials. The plumbing contractor shall submit to the construction engineer for approval four (4) complete sets of detailed information consisting of manufacturer's bulletins, shop drawings and part list of the materials to be provided under this contract.



1.3.3 The plumbing contractor shall assume the cost of entire responsibility of any change in the work as shown in the contract drawings which may necessary be occasioned by approval of materials other than these specified.

1.4 APPLICABLE CODE AND STANDARDS

1.4.1 All plumbing works to be done and sizes of pipes to be used shall be in accordance with the National Plumbing Code of the Philippines.

1.4.2 The plumbing contractor shall specify the above paragraphs with each section of the specifications and coordinate his work so that the General Contractor will understand clearly the intent of the work to be done.

SECTION 2 PRODUCTS

2.1 DESCRIPTION

All materials to be used shall conform to the standards specified. All classes listed are not necessarily required for this project, of classes listed; only those specifically called for under sections of this Division or shown shall be provided. Use of materials shall further be governed by other requirements imposed on other sections of this specification. Materials shall be subjected to test necessary to ascertain their fitness if the Construction Architect/engineer so requires.

2.2 ALTERNATIVE MATERIALS

Use of any materials not specified in these specifications may be allowed, provided such alternate has been approved by the Construction Engineer, and provided further that a test, if required, shall be done by an approved agency in accordance with the generally accepted standards.

2.3 IDENTIFICATION OF MATERIALS

2.3.1 Each length of pipe, fittings, traps, fixtures and devices used in plumbing system have cast, stamped or indelibly marked on it in the manufacturer's trademark or name, the weight, type and classes of products when so required by the standards mentioned.

2.3.2 All materials and equipment mentioned in this specification, including all incidental items not specifically indicated but required to complete the contract shall be new and free from defects. If damaged during the course of construction, it shall be



repaired or replaced as directed by the construction engineer at no additional cost to the owner.

2.4 STANDARD SPECIFICATION FOR MATERIALS AND EQUIPMENT

2.4.1 WATER LINE PIPES

All cold water lines inside the building shall be any brand but quality pipe for the purpose.

2.4.2 POLYVINYL CHLORIDE PIPE

1. Solvent Cement joint to ASTM D2564.
2. Series 1000 for downspouts, main vents and soil stacks including horizontal drain.
3. Series 600 for vent pipes and fittings.

SECTION 3 EXECUTION

3.1 PIPING INSTALLATION

3.1.1 General

1. Piping shall be installed as shown on the drawings, as recommended by the manufacturer and as directed during installation, straight and direct as possible, forming right angles or parallel lines with building walls, and other pipes, and neatly spaced. Erect pipe risers plumb and true, parallel with walls and other pipes neatly spaced.
2. All piping shall be properly supported or supported on stands, clamps, hangers or equivalent of approved design.
3. The arrangement positions and connections of pipes, fixtures, drains, valves and the like, indicated on the drawings shall be followed as closely as possible. The right is reserved by the construction engineer to change locations and elevations to accommodate conditions which may arise during the progress of the work, prior to installations, without additional compensation for such changes.
4. The responsibility for accurately laying out of the work and coordination of installation with other contracts rests with this contractor. Any field layout interferences that occur shall be reported immediately to the construction engineer.
5. All pipes shall be cut accurately to measurements and shall be worked into places without springing or forcing. Changes in pipe sizes shall be made with reducing fittings.



6. Roughing-in for pipes and fixtures shall be carried along the building construction. Correctly located openings of proper sizes shall be provided where required in the walls and floors for the passage of pipes. All items to be embedded in concrete shall be thoroughly cleaned and free from all rust, scale and paint.
7. Pipes shall not pass through columns, footings, beams or ribs, except where noted in the drawings.

ELECTRICAL WORKS

SECTION 1 GENERAL REQUIREMENT

1.1 GENERAL

1.1.1 General Description

1. The work to be done under this division of the specifications consist of the fabrication, finishing, delivery and installation, complete in all details of the Electric Work at the premises and all work materials incidental to the proper completion of the installation, except those portions of the work which are expressly stated to be done by others. All works shall be done in accordance with the governing Codes and Regulations and with the specifications. The specifications are intended to provide a broad outline of the required equipment, but are not intended to include all details of design and construction.
2. Under this Section of the Specifications, provide all labor, materials and equipment and performance of all work necessary for the complete execution of all the electrical works as shown in the electrical drawings except specifically indicated as to be provided by the other.

1.1.2 Codes , Inspections, Permits and Fees

1. The work under this contract is to be installed according to the requirements of the latest edition of the Philippine Electrical Code, the rules and regulations of the local authorities and the requirements of the local power utility and Telephone Company.
2. All permits and electrical fees required for this work shall be obtained by and at the expense of the contractor. The contractor shall furnish the Construction Engineer and the Owner final certificates electrical inspection and approval from the proper government authorities after completion of work. The Contractor shall prepare all as-built and all forms and documents required by the approving authority.

1.1.3 Guarantees



The contractor shall guarantee that the electrical systems are free from all grounds and from all defective workmanship and materials and will remain so for a period of one year from date of acceptance of work. Any defects, appearing within aforesaid period, shall be remedied by the contractor at his own expense.

SECTION 2 INTERIOR WIRING SYSTEMS

2.1 GENERAL REQUIREMENTS

In each of the standards referred to herein, consider the advisory provisions to be mandatory, as though the word “shall” wherever it appears. Interpret reference in these standards to the “authority having jurisdiction”, or words of similar meaning, to mean the Construction Engineer.

2.1 PRODUCTS

2.1.1 Conduits and Fittings:

1. All conduits shall be unplasticized Polyvinyl Chloride (uPVC) in heavy wall schedule unless indicated on plans.
2. EMT or IMC conduits shall be used in sizes 15mm, 20mm and 25mm diameters for indoor installations where PVC is not specified.

2.1.2 Outlets, Boxes and Fittings:

1. At all outlets of whatever kind, for all systems, there shall be provided suitable fitting, which shall be either a box or other device especially designed to receive the type of fitting to be mounted thereon.
2. At all outlets on concealed conduit work, provide galvanized pressed steel outlet boxes of standard make. These boxes shall be in all cases standard and where such boxes are not available on the market, special boxes shall be secured by the contractor at his own expense. In general outlet boxes shall be at least 100 mm in diameter, 53mm deep and No. 16 minimum gauge.

2.1.3 Junction and Pull boxes:

1. Junction and pull boxes, of Code gauge steel, galvanized shall be provided as indicated or as required for facilitating the pulling of wires and cables. Pull boxes in finished places shall be located and installed with permission and to the satisfaction of the Construction Engineer.
2. All junction and pull boxes on exposed conduit work shall be provided with hubs for threaded pipe entry and covers provided with neoprene gaskets.

2.3.4 Wires and Cables:



1. All wires shall be copper, soft-drawn and annealed, shall be of 98% conductivity, shall be smooth and true of a cylindrical form and shall be within 1% of the actual size called for.
2. All wires and cables shall comply with the requirements of the Underwriters Laboratories, the ASTM and ICEA as they apply to the particular usage.
3. All wires and cables shall be any quality brand or approved equal.
4. Wires and cables for power and lighting system shall be plastic insulated for 600 volts working pressure type "TW" unless otherwise noted on plans or specified.
5. Wires and cables for lighting systems installed or run throughout within the ballast compartment shall be plastic insulated for 600 volts working pressure type "THW" unless otherwise noted on plans or specified.
6. THHN/THWN wires can be used for the same size of wires provided the allowable current does not exceed that of TW/THW wires.

2.3.5 Wall Switches and Plates:

1. Wall switches shall be rated with ampere and voltage ratings as required. Switches shall be for flush mounting type and of the quiet type, spring operated. The type of switches shall be tumbler operation and the color, plating and appearance of wall plates shall be selected by the Consultants. Appropriate samples shall be submitted prior to the purchase of wall switches and face plates. Switches and plates shall be any quality brand, or approved equal.
2. All Utility boxes intended for switch devices shall be specially designed to receive the particular type of switch device to be mounted and should be deep enough to accept and fit the total number of conductors required as per drawings.

2.3.6 Wall Receptacles and Plates:

1. Receptacle outlets shall be 15 Ampere, 250 V, 2 pole, 3-wire parallel slot, grounding type. Parallel slot outlet rated 15A, 125V grounded type shall be acceptable for use with 250V system. Locking type and other special purpose receptacle outlets shall be as indicated in the drawings. Receptacle outlet and plates shall be as manufactured by any quality brand or approved equal.
2. Type and Color of receptacle outlet and plates shall be as selected by the Construction Architect/Engineer. Appropriate samples of outlets and plates shall be submitted prior to purchase of devices.



3. All utility boxes intended for receptacle outlet devices shall be specially designed to receive the particular type of receptacle outlet device to be mounted and should be deep enough to accept and fit the total number of conductors as required as per drawings.

2.3.7 Panels:

1. Standard panels and cabinets, as much as possible shall be used and assembled on job. All panels shall be dead front construction, furnished with trims for surface mounting. Cabinets shall be of Code gauge with gutters at least 100 mm wider if necessary. The trim for all panels shall be finished in industrial grey enamel over a coat of rust inhibitor.
2. Lighting panels shall be equipped with branch air circuit breakers as required and mains as noted on Plans or panel schedule. All circuit breakers shall be any quality brand, or approved equal.

2.3.7 Individual Breakers and Switches:

1. Provide individual circuit breakers, safety switches and disconnect switches where indicated on plans. Voltage ratings shall be suitable in each case of service application. Enclosures shall be General Purpose, NEMA Type 1, except where specifically noted on plans or assembled on panel cabinets.
2. Circuit breakers shall consist of quick-make, quick-break type entirely trip-free operating mechanism with contacts, arc-interrupter, and thermal magnetic trip unit shall provide time-delayed overload protection, and in case of overload or short circuit current in any one pole. Circuit breaker shall be trip indicating, with the tripped position of breaker handle midway between "ON" and "OFF" positions.
3. All circuit breakers shall be bolt-on type unless noted otherwise. Plug-in circuit breakers are not acceptable.

SECTION 3 EXECUTION

3.1 GENERAL REQUIREMENTS:

Electrical installations shall conform to the requirements of the Code and to the requirements specified herein.

3.2 WIRING METHODS:

Wiring method shall be insulated conductors installed, except where specifically indicated or specified otherwise, or required by the Code to be installed otherwise.



An insulated equipment grounding conductor shall be provided in all branch circuits, including lighting circuits.

3.3 CONDUITS INSTALLTION:

Unless indicated otherwise, conceal, conduit within finished wall, and floor. Install conduit panel with or at right angles to ceilings, walls, and structural members where located above accessible ceilings and where conduit will be visible after completion of project.

1. Where conduits rise through floor slabs, the curved portion of bends shall not be visible the finish slab.
2. Conduit Support: Support conduit by pipe straps, wall brackets, hangers or ceiling trapeze. Fasten by machine screws, welded threaded studs, or spring-tension clamps on steel works. Do not weld conduits or pipe straps to steel structures. The load applied to fasteners shall not exceed one-fourth of the proof test load. In partitions of light steel construction, use sheet-metal screws.
3. Make changes in direction of runs with symmetrical bends or cast-metal fittings. Make field-made bends and offsets with hickey or conduit-bending machine. Do not install crushed or deformed conduits. Avoid trapped conduits. Prevent plaster, dirt, or trash from lodging in conduits, boxes, fittings, and equipment during construction. Free clogged conduits of all obstructions.
4. Install pull wires in empty conduits in which wire is to be installed. The pull wire shall be No. 14 AWG zinc-coated steel or plastic having not less than 200 pound tensile strength. Leave not less than 300 mm of slack at each end of the pull wires.
5. Conduit installed in Concrete Floor Slabs – Locate so as not to adversely affect the structural strength of the slabs. Install conduit within the middle one-third of the concrete slab. Space conduits horizontally not closer than three diameters except at cabinet locations. Curved portions of bends shall not be visible above the finish slab. Increase slab thickness as necessary to provide a minimum 25 mm cover over conduit. Where embedded conduits cross expansion joints, provide suitable watertight expansion fittings and bonding jumpers. Conduits larger than 25 mm trade size shall be parallel with or at right angles to the main reinforcement, the conduit shall be close to one of the supports of the slab.



6. Fasten conduits to sheet metal boxes and cabinets with two lockouts where required by the code, where insulated bushings are used, and where bushings cannot be brought into firm contact with the box; otherwise, use at least a single lockout and bushing. Lockouts shall be the type with sharp edges for digging into the wall of metal enclosures. Install bushings on the ends of conduits and provide insulating type where required by Code.

3.4 SPLICES:

Make splices in accessible locations. Make splices in conductors 5.5 mm² and smaller with an insulated pressure type connector. Make splices in conductors 8 mm² and larger with a solderless connector and cover with an insulation material equivalent to the conductor.

SECTION 4 LIGHTING SYSTEMS

4.1 SCOPE OF WORK:

The work includes supply and installation of lighting fixtures.

4.2 SUBMITTALS:

1. Data, shop drawings, and reports shall employ the terminology, classifications, and method prescribed by the IES Lighting Handbook, applicable, for the lighting system specified.
2. Manufacturer's Data – Lighting fixtures, including lamps and ballast.

4.3 PRODUCTS:

4.3.1 Fluorescent Lamps:

Provide the number, type, and wattage indicated in the fixture schedule.

4.3.2 Florescent Ballasts:

Ballast shall be electronic type and shall be designed to operate on voltage system to which they are connected. Ballast shall have sound rating "A". Fixtures and ballast shall be designed and constructed to limit the ballast case temperature to 90 degrees Celsius © when installed in an ambient temperature of 40 degrees C.

4.3.3 All fluorescent ballast shall be U.L. approved rapid start and energy saving type. Submit data and information for approval of the Owner of Construction Architect/Engineer.

4.3.3 Incandescent Lamps



Provide the number, type and wattage indicated or as required.

4.4 EXECUTION

4.4.1 Installation

Set lighting fixtures plumb, square and level with ceiling and walls, in alignment with adjacent lighting fixtures, and secure in accordance with manufacturer's directions and approved shop drawings. Mounting heights specified or indicated shall be bottom of fixtures for ceiling mounted fixtures and to center of fixture wall-mounted fixtures.

4.4.2 Grounding

Grounding non current-carrying parts of equipment. Where the copper grounding conductor is connected to a metal other than copper, provide specially treated or lined connectors suitable for this purpose.

SECTION 5 GENERATOR SET AND AUTOMATIC TRANSFER SWITCH (ATS)

5.1 SCOPE OF WORK:

The work includes supply, delivery, installation, commissioning, and preventive maintenance for 1 year with complete wirings, conduits, and accessories.

5.2 GENERATOR SET SPECIFICATIONS:

5.2.1. 100 KVA, 3 phase, 230 volts, 60Hz, silent type, diesel

5.3 AUTOMATIC TRANSFER SWITCH SPECIFICATIONS:

5.3.1. ATS wirings, devices, and other accessories shall be designed by the Professional Electrical Engineer of the Contractor appropriate for the specifications of the generator set.

GENERAL CONDITION AND REQUIREMENTS	
1.	Contractor's Qualification(s)
	a. Contractor shall be competent and experienced in the field of Construction with a minimum of three (3) years prior experience.
2.	Contractor's Working Hours
	a. All normal work for this contract shall be performed during normal daylight hours. Any exceptions or changes should be approved by the HOPE, it may only be coordinated to the Officer/BGMS Project Engineer, but still subject for approval of the Regional Director.
	b. If work is required overnight, the Contractor will be required to furnish safe, proper and sufficient lighting arrangement if necessary.
3.	Contractor's Responsibilities
	a. Contractor/Service provider shall assign Engineers/Architects from the start until completion stage;
	b. Contractor/Service provider shall coordinate to the BGMS all the execution of works;
	c. Contractor/Service provider shall provide warning signages, project log book;
	d. Contractor/Service provider shall submit Statement of works accomplished and progress photos as requirement of the billing request ;
	e. Contractor shall submit Construction Safety and Health Program approved by DOLE;
	f. All assigned key personnel shall be physically present at the site throughout the duration of the project or working hours;
4	Other Requirements
	a. All dimensions/level etc. indicated in the drawing plans are to be verified on the site;
	b. All materials is subjected for the approval of the End user/ BGMS Project
	c. Any discrepancies, either between written dimensios and site dimensions shall be brought to the BGMS office before executing the works.

Contract Reference Number: _____

Name of Project: **Installation of Back-up Power System and
Landscape Features of RHWG**

Location of the Project: **#40 North Drive, Baguio City**

Standard Form Number SF-INFR-55

BILL OF QUANTITIES

Columns 1, 2, 3, & 4 are to be filled up by the Procuring Entity				Columns 5 & 6 are to be filled by the bidders	
ITEM NO.	ITEM DESCRIPTION 2	QTY 3	UNIT 4	UNIT PRICE (PESOS) 5	AMOUNT (PESOS) 6
1	GENERAL REQUIREMENTS				
1.1	Mobilization/Demobilization	1.00	lot		
1.2	Permits and clearances: Building Permit, Electrical Permit	1.00	lot		
1.3	Project Billboard and Signboard	2.00	pcs		
1.4	Hauling, Clearing, & Cleaning	1.00	lot		
1.5	Water and electrical consumption	1.00	lot		
2	CIVIL WORKS				
2.1	Excavation	1.00	lot		
	2.1.1. Covered Car Port Area		cu.m		
	2.1.2. Foundation		cu.m		
2.2	Backfilling and compaction	1.00	lot		
	2.2.1. Covered Car Port Area		cu.m		
	2.2.2. Foundation		cu.m		
2.3	Concrete Works, 3000 psi @ 28 days		cu.m		
2.4	Structural Steel Works	1.00	lot		
	2.4.1. 10mmx6m deformed rebar		kgs		
	2.4.2. 12mmx6m deformed rebar		kgs		
	2.4.3. 16mmx6m deformed rebar		kgs		
	2.4.4. 50mmx150mmx6mm C-Channel (roof beam)		kgs		
	2.4.5. 100mmx100mmx6mm square tube		kgs		
2.5	Gravel Bedding		cu.m		
3	ARCHITECTURAL WORKS				
3.1	Steel Works	1.00	lot		
	3.1.1. 50mmx100mmx1.2mm square tube		kgs		
	3.1.2. 50mmx50mmx1.2mm square tube		kgs		
	3.1.3. 50mmx50mm(opening)x5mm(dia) welded wire mesh on 20mmx20mmx3mm angle bar framing		kgs		
3.2	Roofing Works	1.00	lot		
	3.2.1. 50mmx75mmx1.2mm C-Purlin		kgs		
	3.2.2. 50mmx75mmx6mm angle bar		kgs		
	3.2.3. 50mmx50mmx4mm angle bar		kgs		
	3.2.4. 50mmx100mmx6mm C-Channel		kgs		
	3.2.5. Fascia board		sqm		

Columns 1, 2, 3, & 4 are to be filled up by the Procuring Entity				Columns 5 & 6 are to be filled by the bidders	
ITEM NO.	ITEM DESCRIPTION 2	QTY 3	UNIT 4	UNIT PRICE (PESOS) 5	AMOUNT (PESOS) 6
	3.2.6. 50mmx250mmx1.2mm C-Channel		kgs		
	3.2.7. GA 26 Pre-painted rib type longspan roofing		sqft		
	3.2.8. Double sided PE foam insulation		sqm		
	3.2.9. GA 24 Pre-painted roof gutter		lm		
	3.2.10. Welded wire mesh		sqm		
	3.2.11. GA 24 pre-painted GI flashing		lm		
3.3	Painting Works	1.00	lot		
	3.3.1. Repainting of perimeter fence and gate, elastomeric glossy (3 coats)		sqm		
	3.3.2. Painting of all steel works, epoxy primer gray (3 coats), glossy elastomeric (top coat)		sqm		
3.4	Windows	1.00	lot		
	3.4.1. GA 18 pre-painted galvanized steel louver window with complete accessories		sqm		
4	ELECTRICAL WORKS				
4.1	Conduits, Boxes, & Fittings (Conduit Works/Conduit Rough-in)	1.00	lot		
	4.1.1. 1/2" EMT pipe		lm		
4.2	Wirings and Other Accessories	1.00	lot		
	4.2.1. #12 THHN wire		kgs		
	4.2.2. #14 THHN wire		kgs		
	4.2.3. 2-gang switch		pcs		
	4.2.4. 3-gang switch		pcs		
	4.2.5. 3-gang weatherproof convenience outlet		pcs		
4.3	Generator Set	1.00	lot		
	4.3.1. Supply, Delivery, Installation and Commissioning of Generator Set including Inspection, Testing & Maintenance/ Preventive Maintenance for 1 year 100 Kva, 3 Phase, 230 Volts, 60 Hz, silent type - Diesel operated with ATS and Accessories, Complete Electrical Connections and Wirings, with exhaust pipe through roof of RHWG building	-	-	-	-
4.4	Lighting, Fixtures, and Other Accessories	1.00	lot		
	4.4.1. 1.2mx18W T8 LED tube		pcs		
	4.4.2. 18W Square type light post		pcs		
	4.4.3. Pipe Hangers, Support and Sway Braces	1.00	lot		
	4.4.4. 9W LED downlight		pcs		
	4.4.5. 1.2m single-box type fixture		pcs		
5	PLUMBING WORKS				
5.1	Storm Drainage System	1.00	lot		
	5.1.1. 3" PVC pipe downspout		pcs		
	5.1.2. Fittings, Elbows, Tees, Couplings Adapter, Unions, Reducers, Flanges	1.00	lot		
	5.1.3. Pipe Hangers, Support and Sway Braces	1.00	lot		
6	CONSTRUCTION SAFETY & HEALTH	1.00	lot		
	6.1.1. Safety shoes		pairs		
	6.1.2. Hard hats		pcs		
	6.1.3. Reflective vests		pcs		
	6.1.4. Safety signages	1.00	lot		
TOTAL BID PRICE:					

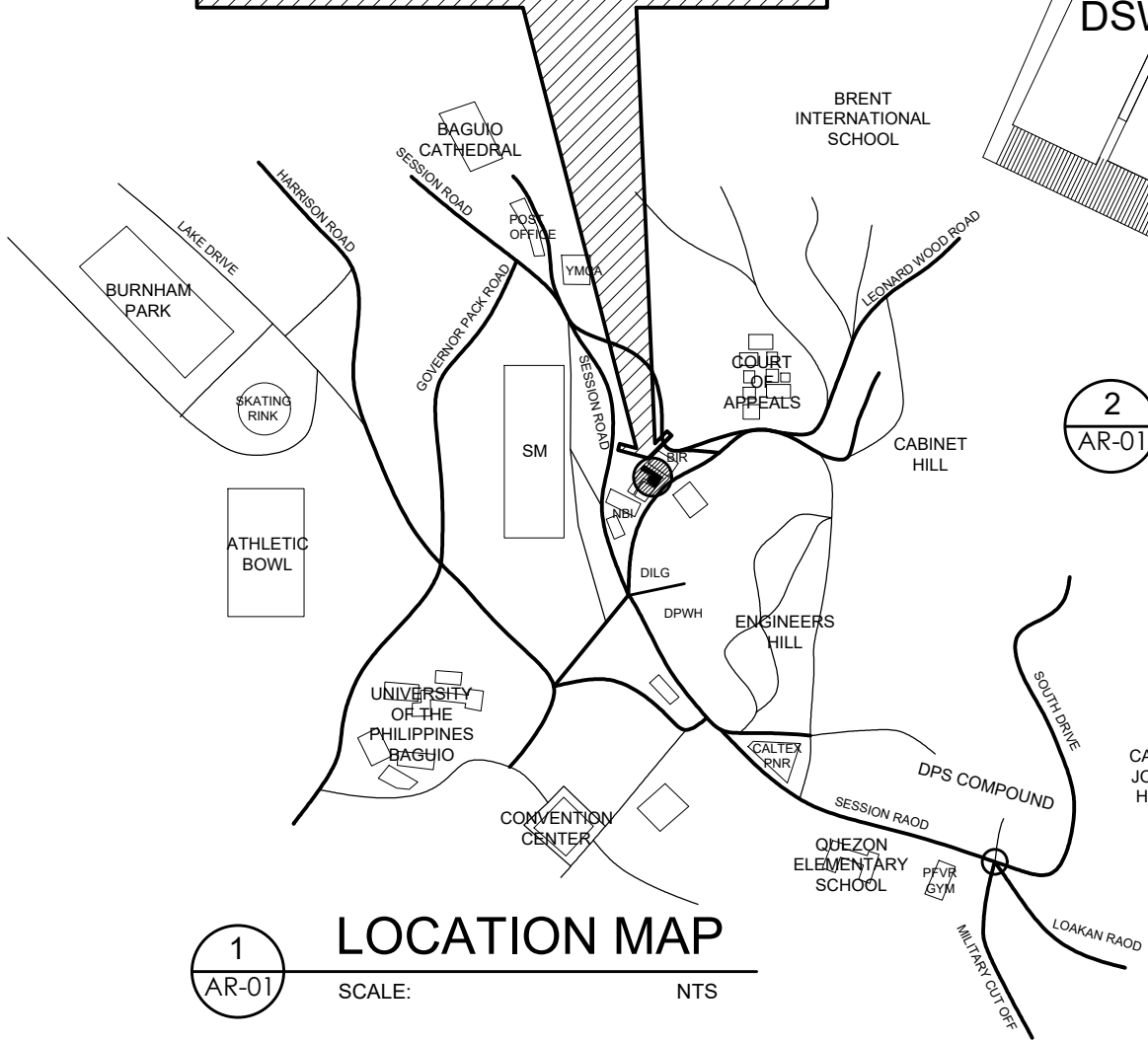
Columns 1, 2, 3, & 4 are to be filled up by the Procuring Entity				Columns 5 & 6 are to be filled by the bidders	
ITEM NO.	ITEM DESCRIPTION	QTY	UNIT	UNIT PRICE (PESOS)	AMOUNT (PESOS)
	2	3	4	5	6
TOTAL AMT. IN WORDS: (in words)					

NORTH

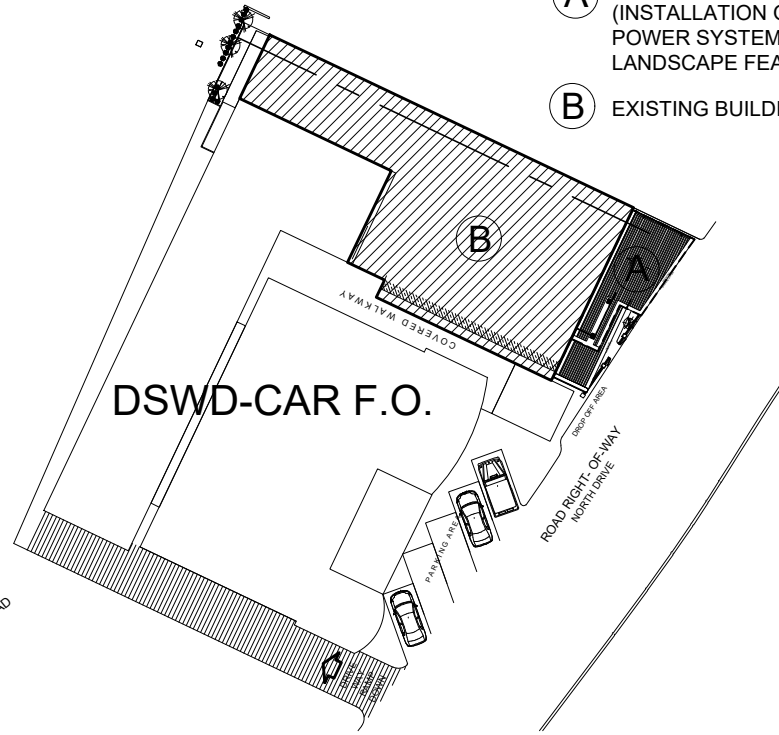


SITE

PROPOSED EXPANSION AND INTERIOR RENOVATION OF REGIONAL HAVEN BUILDING



1 LOCATION MAP
AR-01 SCALE: NTS



SITE DEVELOPMENT PLAN

2 AR-01 SCALE: NTS



PERSPECTIVE

3 AR-01 SCALE: NTS

TABLE OF CONTENT

ARCHITECTURAL	
AR-01	TABLE OF CONTENT
	LOCATION MAP
	SITE DEVELOPMENT PLAN
	PERSPECTIVE
AR-02	KEY PLAN
AR-03	FRONT ELEVATION
AR-04	GENERATOR SET INCLOSURE DETAILS
AR-05	VERTICAL GARDEN DETAIL
AR-06	ROOF PLAN
STRUCTURAL	
S-01	FOUNDATION PLAN
	FOOTING AND COLUMN DETAILS
S-02	FLOOR FRAMING PLAN
S-03	ROOF FRAMING (LOWER ROOF)
	SECTION THRU 'A'
	SECTION THRU 'B'
S-04	ROOF FRAMING (UPPER ROOF)
	SECTION THRU 'C'
ELECTRICAL	
EL-01	LIGHTING LAYOUT
EL-02	POWER LAYOUT
EL-03	GENERATOR CONDUIT PIPE LAYOUT
PLUMBING/ SANITARY	
PL-01	PLUMBING GENERAL NOTES
	ROOF DRAIN LAYOUT
PL-02	DRAINAGE LAYOUT
PL-03	GENERATOR EXHAUST LAYOUT

Republic of The Philippines
DEPARTMENT OF PUBLIC WORKS AND HIGHWAYS

Office of the Building Official

BAGUIO CITY
CITY/ TOWN/ MUNICIPALITY

LAND USE AND ZONING

LINE AND GRADE

ARCHITECTURAL

CIVIL / STRUCTURAL

ELECTRICAL

SANITARY/ PLUMBING

MECHANICAL

FIRE DEPARTMENT

ADMINISTRATIVE DIVISION
FIELD OFFICE CAR
DSWD-AS-GF-058 | REV 02 | 07 OCT 2022

PROJECT NAME :
**INSTALLATION OF BACK UP POWER SYSTEM
& LANDSCAPE FEATURES OF RHWG**

LOCATION :
NORTH DRIVE, BAGUIO CITY

SHEET CONTENT :
AS SHOWN

APPROVED BY
LEO L. QUINTILLA
Regional Director

CONFORMED BY
RONILO R. FLORES
OIC-CHIEF, ADMINISTRATIVE DIVISION

CHECKED BY
RICHARD A REAMICO
*Administrative Officer I
Section Head BGMS*

PREPARED/DESIGNED BY
GLYXTER N. RUDIO
Architect I - J.O. AD/BGMS

PROJECT/TA No:
CAR-FO-AD-BGMS-A-BID-23-06-16994-S

DATE SUBMITTED:
06 JUNE 2023

DATE	DESCRIPTION/REMARKS	BY

PAPER SIZE	PLAN CATEGORY	SHEET NUMBER	
A3	AR	AR-01	
CADD BY: ArkIGNR		01	16

NOTES

- DSWD- CAR MUST BE NOTIFIED AT LEAST ONE WEEK BEFORE CONSTRUCTION ACTIVITY BEGINS. A PRE- CONSTRUCTION MEETING ON- SITE WITH DSWD- CAR IS REQUIRED BEFORE ANY CONSTRUCTION STARTS.
- USE OF FIRST CLASS QUALITY MATERIALS/ OR PRODUCTS FOR ALL ARCHITECTURAL WORKS APPROVED AND ACCEPTABLE TO THE DSWD-CAR. PRIOR TO EXECUTION/ INSTALLATION, SUBMIT SAMPLE FOR APPROVAL.
- ALL LAYOUT SHOULD BE APPROVED BY DSWD-CAR PRIOR TO EXECUTION/ INSTALLATION.
- VERIFY EXISTING/ ACTUAL CONDITION PRIOR TO EXECUTION AND INFORM THE DSWD-CAR IN ANY DISCREPANCIES NOTED IN THE PLANS AND ACTUAL CONDITION.
- EVERY DIMENSION SHALL BE ADJUSTED TO EXISTING/ACTUAL CONDITION WITH THE APPROVAL OF THE DSWD-CAR.
- THIS DRAWINGS SHOULD BE READ IN CONJUNCTION WITH RELEVANT ARCHITECTURAL/ ENGINEERING DRAWINGS, ANY DISCREPANCY NOTED SHOULD IMMEDIATELY BE BROUGHT TO THE NOTICE OF DSWD-CAR PRIOR TO EXECUTION.
- ALL DRAWINGS ARE IN MILLIMETERS.



PROJECT NAME :

INSTALLATION OF BACK UP POWER SYSTEM & LANDSCAPE FEATURES OF RHWG

LOCATION :

NORTH DRIVE, BAGUIO CITY

SHEET CONTENT :

AS SHOWN

APPROVED BY

LEO L. QUINTILLA
Regional Director

CONFORMED BY

RONILO R. FLORES
OIC-CHIEF, ADMINISTRATIVE DIVISION

CHECKED BY

RICHARD A REAMICO
Administrative Officer I
Section Head BGMS

PREPARED/DESIGNED BY

GLYXTER N. RUDIO
Architect I- J.O. AD/BGMS

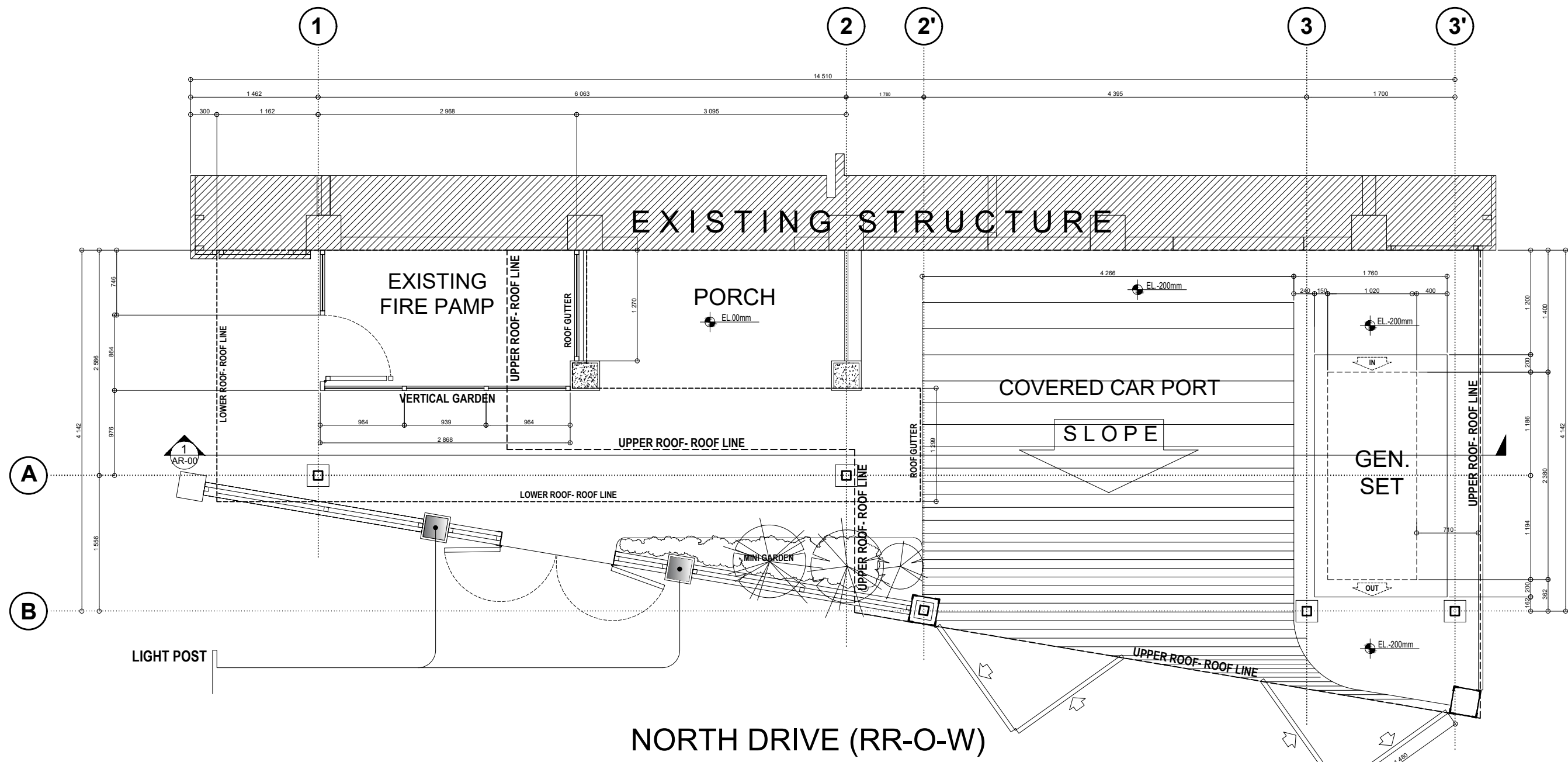
PROJECT/TA No:
CAR-FO-AD-BGMS-A-BID-23-06-16994-S

DATE SUBMITTED:


06 JUNE 2023

DATE	DESCRIPTION/REMARKS	BY

PAPER SIZE	PLAN CATEGORY	SHEET NUMBER	
A3	AR	AR-02	16
CADD BY:		02	16
ArkIGNR			



2 PLAN
AR-02 SCALE: 1:50 M



NOTES

1. DSWD- CAR MUST BE NOTIFIED AT LEAST ONE WEEK BEFORE CONSTRUCTION ACTIVITY BEGINS. A PRE- CONSTRUCTION MEETING ON- SITE WITH DSWD- CAR IS REQUIRED BEFORE ANY CONSTRUCTION STARTS.
2. USE OF FIRST CLASS QUALITY MATERIALS/ OR PRODUCTS FOR ALL ARCHITECTURAL WORKS APPROVED AND ACCEPTABLE TO THE DSWD-CAR. PRIOR TO EXECUTION/ INSTALLATION, SUBMIT SAMPLE FOR APPROVAL.
3. ALL LAYOUT SHOULD BE APPROVED BY DSWD-CAR PRIOR TO EXECUTION/ INSTALLATION.
4. VERIFY EXISTING/ ACTUAL CONDITION PRIOR TO EXECUTION AND INFORM THE DSWD-CAR IN ANY DISCREPANCIES NOTED IN THE PLANS AND ACTUAL CONDITION.
5. EVERY DIMENSION SHALL BE ADJUSTED TO EXISTING/ACTUAL CONDITION WITH THE APPROVAL OF THE DSWD-CAR.
6. THIS DRAWINGS SHOULD BE READ IN CONJUNCTION WITH RELEVANT ARCHITECTURAL/ ENGINEERING DRAWINGS, ANY DISCREPANCY NOTED SHOULD IMMEDIATELY BE BROUGHT TO THE NOTICE OF DSWD-CAR PRIOR TO EXECUTION.
7. ALL DRAWINGS ARE IN MILLIMETERS.



PROJECT NAME :

INSTALLATION OF BACK UP POWER SYSTEM
& LANDSCAPE FEATURES OF RHWG

LOCATION :

NORTH DRIVE, BAGUIO CITY

SHEET CONTENT :

AS SHOWN

APPROVED BY

LEO L. QUINTILLA
Regional Director

CONFORMED BY

RONILO R. FLORES
OIC-CHIEF, ADMINISTRATIVE DIVISION

CHECKED BY

RICHARD A REAMICO
Administrative Officer I
Section Head BGMS

PREPARED/DESIGNED BY

GLYXTER N. RUDIO
Architect I - J.O. AD/BGMS

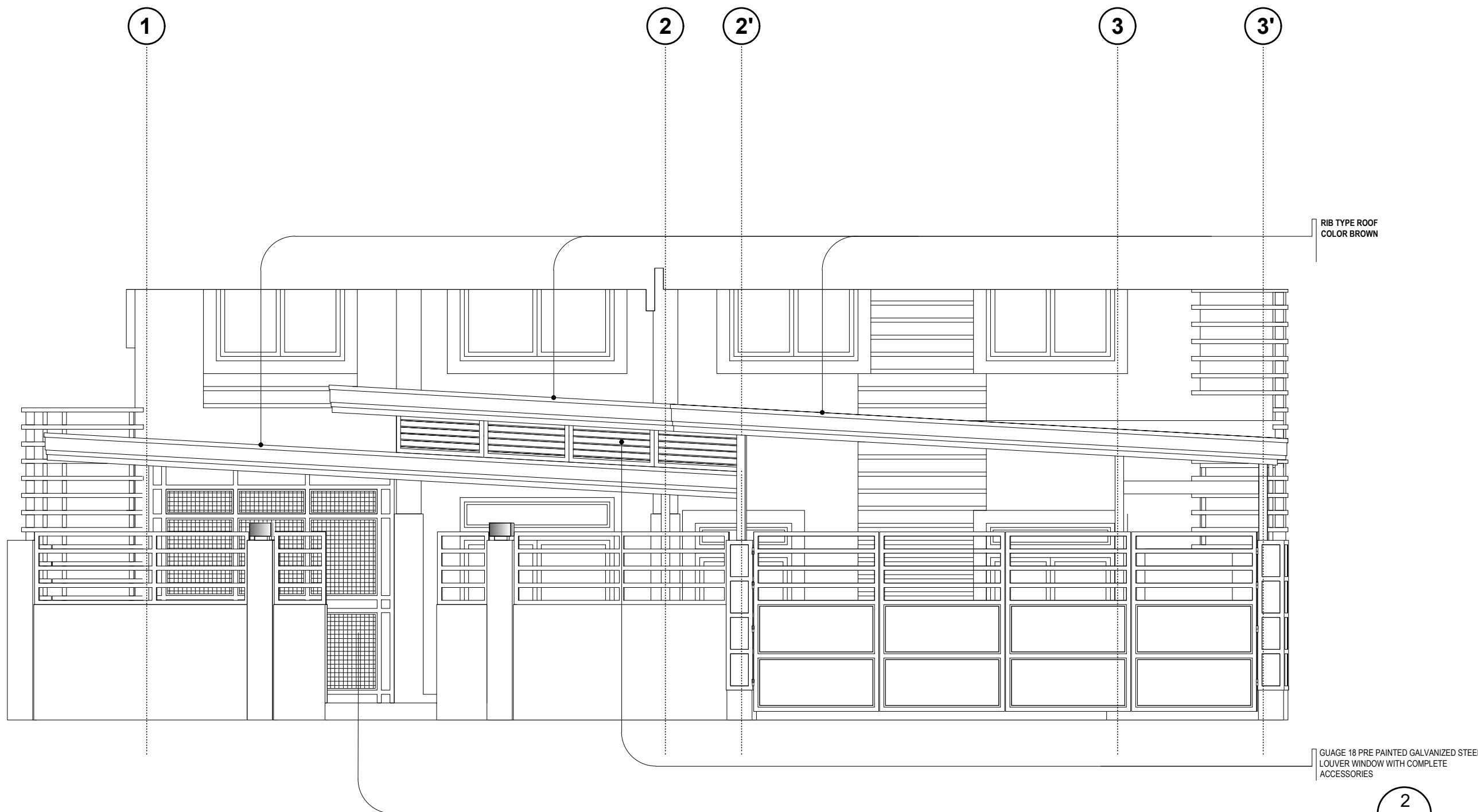
PROJECT/TA No:
CAR-FO-AD-BGMS-A-BID-23-06-16994-S

DATE SUBMITTED:

06 JUNE 2023

DATE	DESCRIPTION/REMARKS	BY

PAPER SIZE	PLAN CATEGORY	SHEET NUMBER
A3	AR	AR-03
CADD BY:		03
ArkIGNR		16



1 FRONT ELEVATION
AR-03 SCALE: 1:50 M


- NOTES**
1. DSWD- CAR MUST BE NOTIFIED AT LEAST ONE WEEK BEFORE CONSTRUCTION ACTIVITY BEGINS. A PRE- CONSTRUCTION MEETING ON- SITE WITH DSWD- CAR IS REQUIRED BEFORE ANY CONSTRUCTION STARTS.
 2. USE OF FIRST CLASS QUALITY MATERIALS/ OR PRODUCTS FOR ALL ARCHITECTURAL WORKS APPROVED AND ACCEPTABLE TO THE DSWD-CAR. PRIOR TO EXECUTION/ INSTALLATION, SUBMIT SAMPLE FOR APPROVAL.
 3. ALL LAYOUT SHOULD BE APPROVED BY DSWD-CAR PRIOR TO EXECUTION/ INSTALLATION.
 4. VERIFY EXISTING/ ACTUAL CONDITION PRIOR TO EXECUTION AND INFORM THE DSWD-CAR IN ANY DISCREPANCIES NOTED IN THE PLANS AND ACTUAL CONDITION.
 5. EVERY DIMENSION SHALL BE ADJUSTED TO EXISTING/ACTUAL CONDITION WITH THE APPROVAL OF THE DSWD-CAR.
 6. THIS DRAWINGS SHOULD BE READ IN CONJUNCTION WITH RELEVANT ARCHITECTURAL/ ENGINEERING DRAWINGS, ANY DISCREPANCY NOTED SHOULD IMMEDIATELY BE BROUGHT TO THE NOTICE OF DSWD-CAR PRIOR TO EXECUTION.
 7. ALL DRAWINGS ARE IN MILLIMETERS.

PROJECT NAME :

INSTALLATION OF BACK UP POWER SYSTEM
& LANDSCAPE FEATURES OF RHWG

LOCATION :

NORTH DRIVE, BAGUIO CITY

SHEET CONTENT :

AS SHOWN

APPROVED BY

LEO L. QUINTILLA
Regional Director

CONFORMED BY

RONILO R. FLORES
OIC-CHIEF, ADMINISTRATIVE DIVISION

CHECKED BY

RICHARD A REAMICO
*Administrative Officer I
Section Head BGMS*

PREPARED/DESIGNED BY

GLYXTER N. RUDIO
Architect I - J.O. AD/BGMS

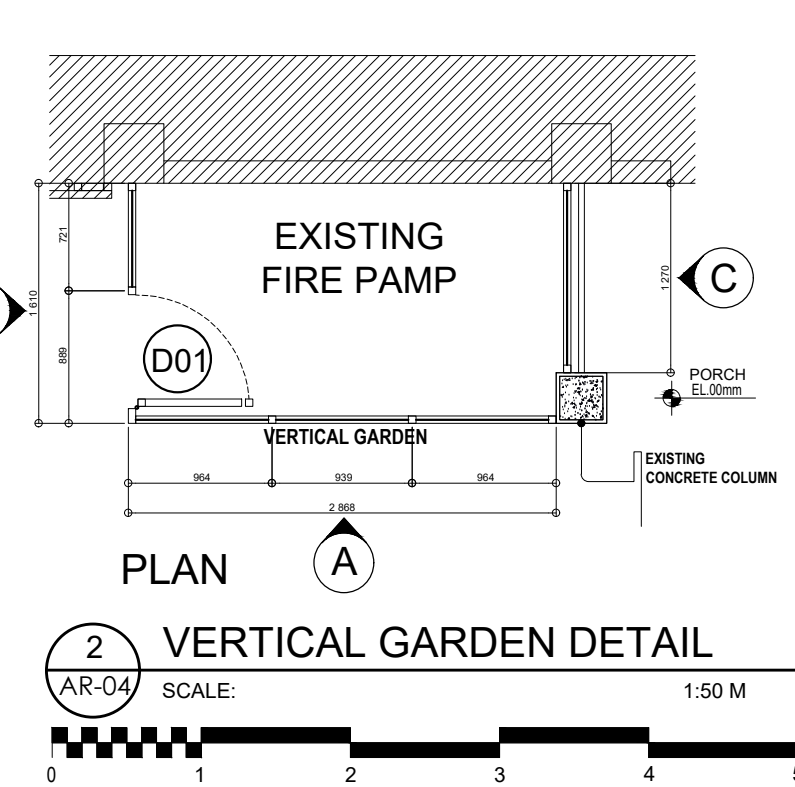
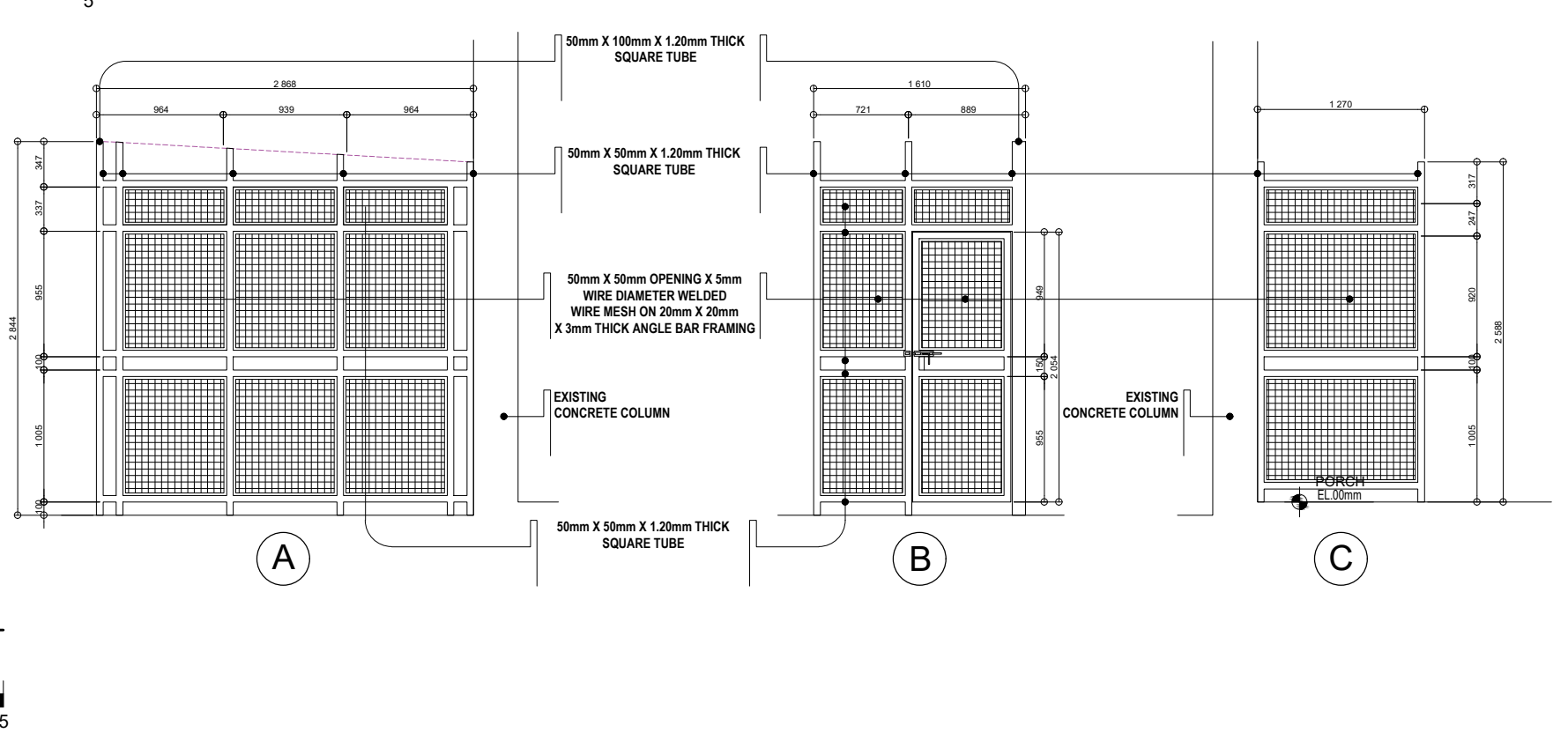
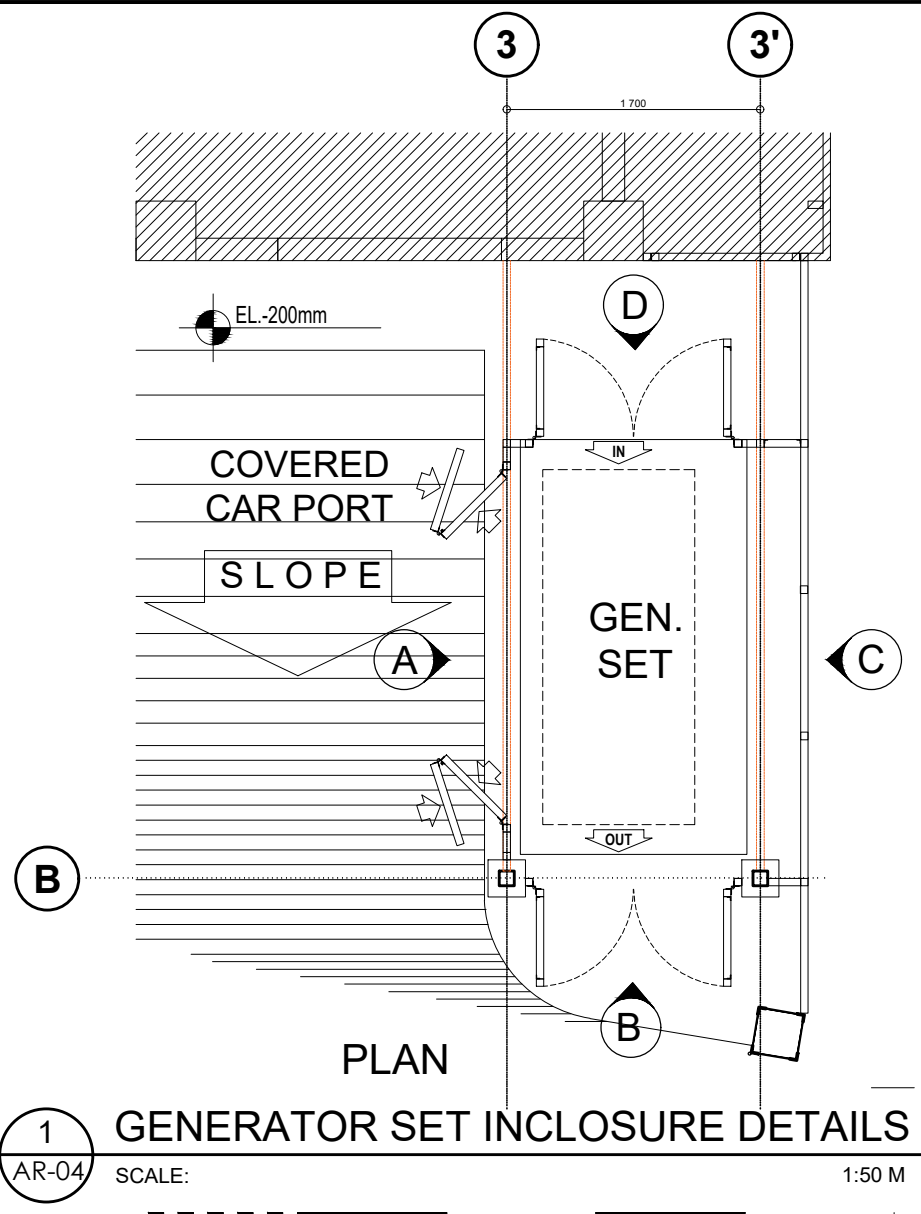
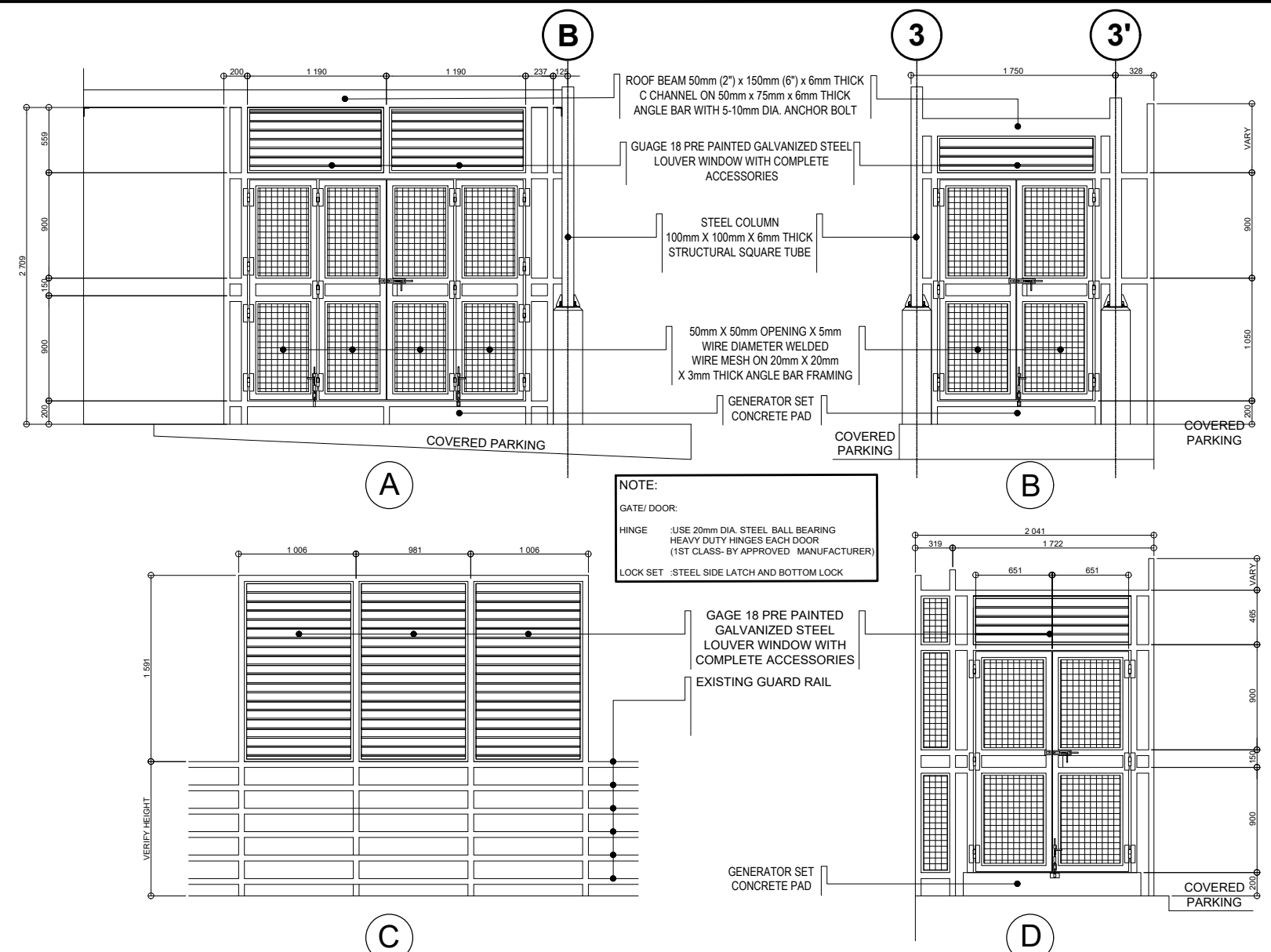
PROJECT/TA No:
CAR-FO-AD-BGMS-A-BID-23-06-16994-S

DATE SUBMITTED:

06 JUNE 2023

DATE	DESCRIPTION/REMARKS	BY

PAPER SIZE	PLAN CATEGORY	SHEET NUMBER	
A3	AR	AR-04	16
CADD BY:		04	
ArkiGNR			



PROJECT NAME :

INSTALLATION OF BACK UP POWER SYSTEM
 & LANDSCAPE FEATURES OF RHWG

LOCATION :

NORTH DRIVE, BAGUIO CITY

SHEET CONTENT :

AS SHOWN

APPROVED BY

LEO L. QUINTILLA
 Regional Director

CONFORMED BY

RONILO R. FLORES
 OIC-CHIEF, ADMINISTRATIVE DIVISION

CHECKED BY

RICHARD A REAMICO
 Administrative Officer I
 Section Head BGMS

PREPARED/DESIGNED BY

GLYXTER N. RUDIO
 Architect I - J.O. AD/BGMS

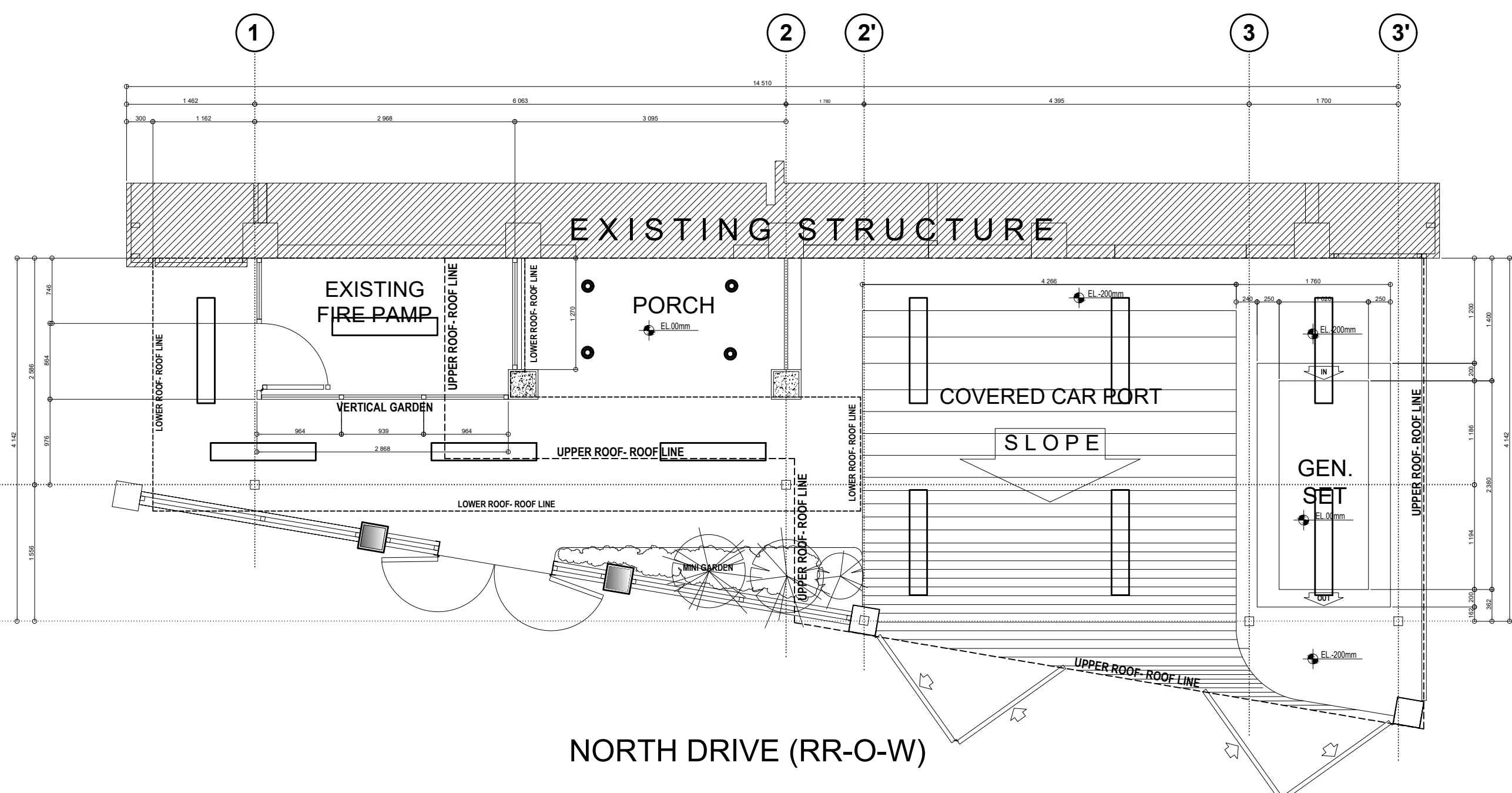
PROJECT/TA No:
 CAR-FO-AD-BGMS-A-BID-23-06-16994-S

DATE SUBMITTED:

06 JUNE 2023


DATE	DESCRIPTION/REMARKS	BY

PAPER SIZE	PLAN CATEGORY	SHEET NUMBER
A3	AR	AR-05
CADD BY: ArkIGNR		05 16






NORTH DRIVE (RR-O-W)

1 REFLECTED CEILING PLAN
 AR-05 SCALE: 1:50 M



LIGHTING/OTHER FIXTURES

-  18W SQUARE TYPE LED SURFACE MOUNTED 220V LIGHT POST
-  PENDANT TYPE DUST PROOF 1-T8 18W DAYLIGHT, 220V DAYLIGHT LIGHTING FIXTURE WITH DIFFUSER
-  VERTICAL DOWNLIGHT SURFACE MOUNTED TYPE 150MM Ø WHITE, 220V WITH 9W LED BULB DAYLIGHT LIGHTING FIXTURE WITH DIFFUSER



PROJECT NAME :

**INSTALLATION OF BACK UP POWER SYSTEM
& LANDSCAPE FEATURES OF RHWG**

LOCATION :

NORTH DRIVE, BAGUIO CITY

SHEET CONTENT :

AS SHOWN

APPROVED BY

LEO L. QUINTILLA
Regional Director

CONFORMED BY

RONILO R. FLORES
OIC-CHIEF, ADMINISTRATIVE DIVISION

CHECKED BY

RICHARD A REAMICO
Administrative Officer I
Section Head BGMS

PREPARED/DESIGNED BY

GLYXTER N. RUDIO
Architect I - J.O. AD/BGMS

PROJECT/TA No:

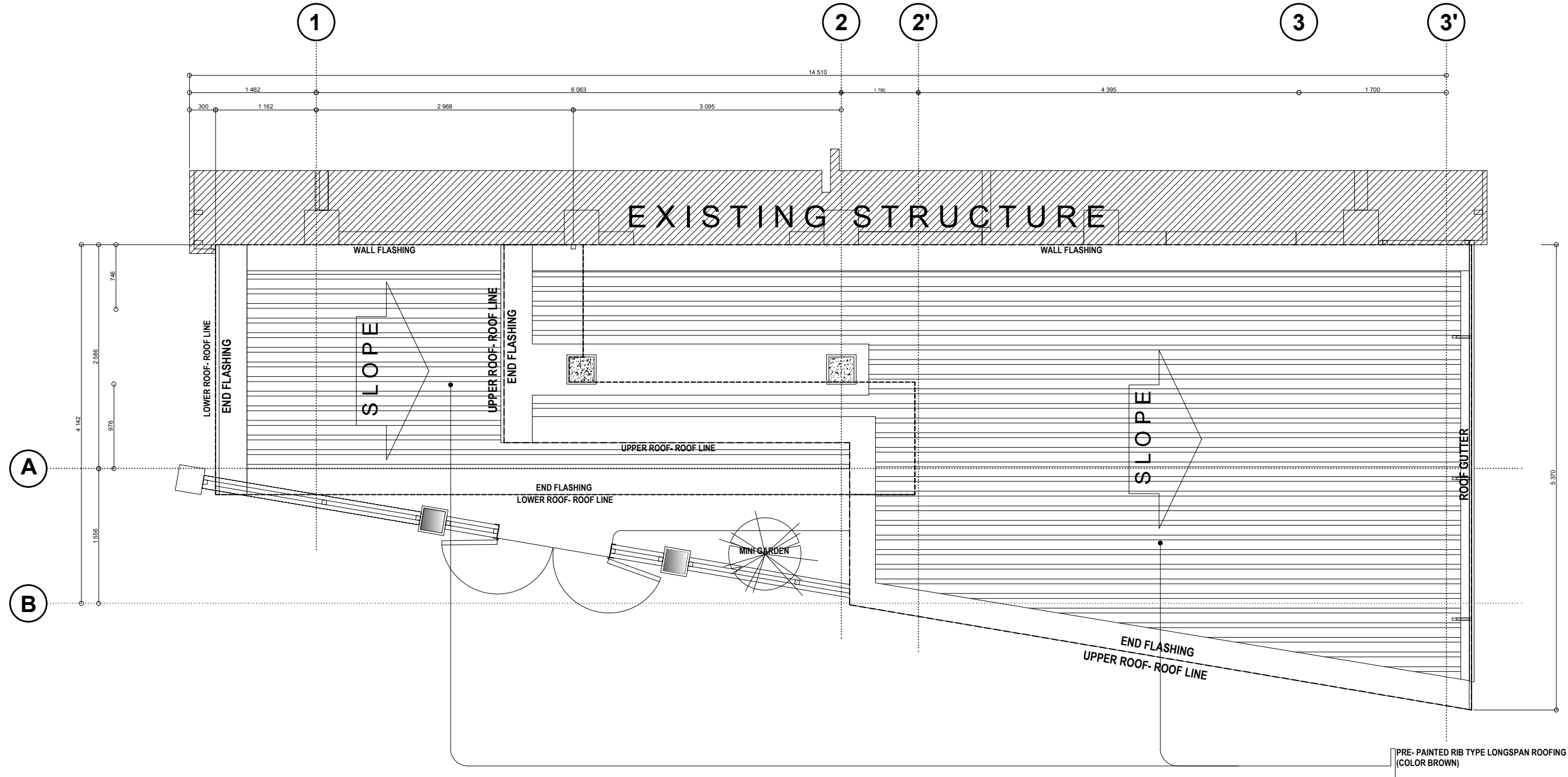
CAR-FO-AD-BGMS-A-BID-23-06-16994-S

DATE SUBMITTED:

06 JUNE 2023

DATE	DESCRIPTION/REMARKS	BY

PAPER SIZE	PLAN CATEGORY	SHEET NUMBER	
A3	AR	AR-06	
CADD BY:		06	16
ArkIGNR			



1 ROOF PLAN
AR-06 SCALE: 1:50 M

- NOTES**
- DSWD- CAR MUST BE NOTIFIED AT LEAST ONE WEEK BEFORE CONSTRUCTION ACTIVITY BEGINS. A PRE- CONSTRUCTION MEETING ON- SITE WITH DSWD- CAR IS REQUIRED BEFORE ANY CONSTRUCTION STARTS.
 - USE OF FIRST CLASS QUALITY MATERIALS/ OR PRODUCTS FOR ALL ARCHITECTURAL WORKS APPROVED AND ACCEPTABLE TO THE DSWD-CAR. PRIOR TO EXECUTION/ INSTALLATION, SUBMIT SAMPLE FOR APPROVAL.
 - ALL LAYOUT SHOULD BE APPROVED BY DSWD-CAR PRIOR TO EXECUTION/ INSTALLATION.
 - VERIFY EXISTING/ ACTUAL CONDITION PRIOR TO EXECUTION AND INFORM THE DSWD-CAR IN ANY DISCREPANCIES NOTED IN THE PLANS AND ACTUAL CONDITION.
 - EVERY DIMENSION SHALL BE ADJUSTED TO EXISTING/ACTUAL CONDITION WITH THE APPROVAL OF THE DSWD-CAR.
 - THIS DRAWINGS SHOULD BE READ IN CONJUNCTION WITH RELEVANT ARCHITECTURAL/ ENGINEERING DRAWINGS, ANY DISCREPANCY NOTED SHOULD IMMEDIATELY BE BROUGHT TO THE NOTICE OF DSWD-CAR PRIOR TO EXECUTION.
 - ALL DRAWINGS ARE IN MILLIMETERS.

PROJECT NAME :

INSTALLATION OF BACK UP POWER SYSTEM
& LANDSCAPE FEATURES OF RHWG

LOCATION :

NORTH DRIVE, BAGUIO CITY

SHEET CONTENT :

AS SHOWN

APPROVED BY

LEO L. QUINTILLA
Regional Director

CONFORMED BY

RONILO R. FLORES
OIC-CHIEF, ADMINISTRATIVE DIVISION

CHECKED BY

RICHARD A REAMICO
Administrative Officer I
Section Head BGMS

PREPARED/DESIGNED BY

COLLIN JONES C. TUNGOL
PDO II- AD/BGMS

PROJECT/TA No:

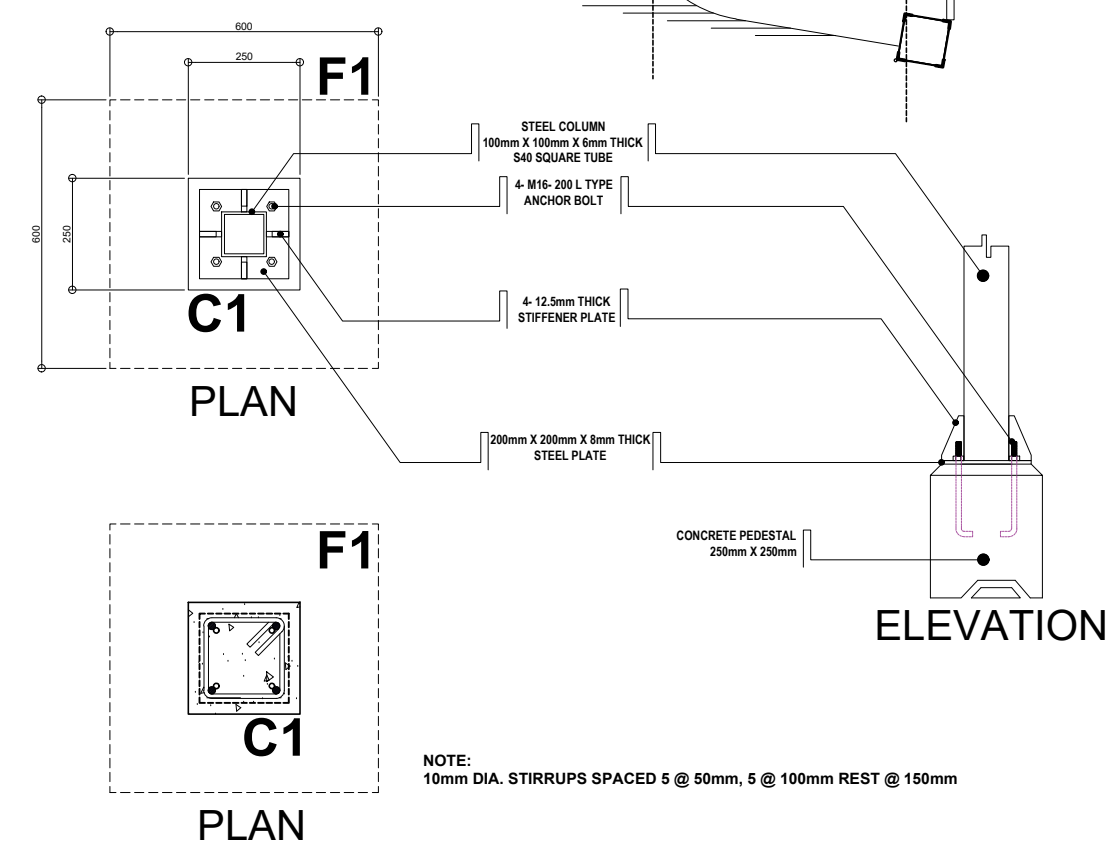
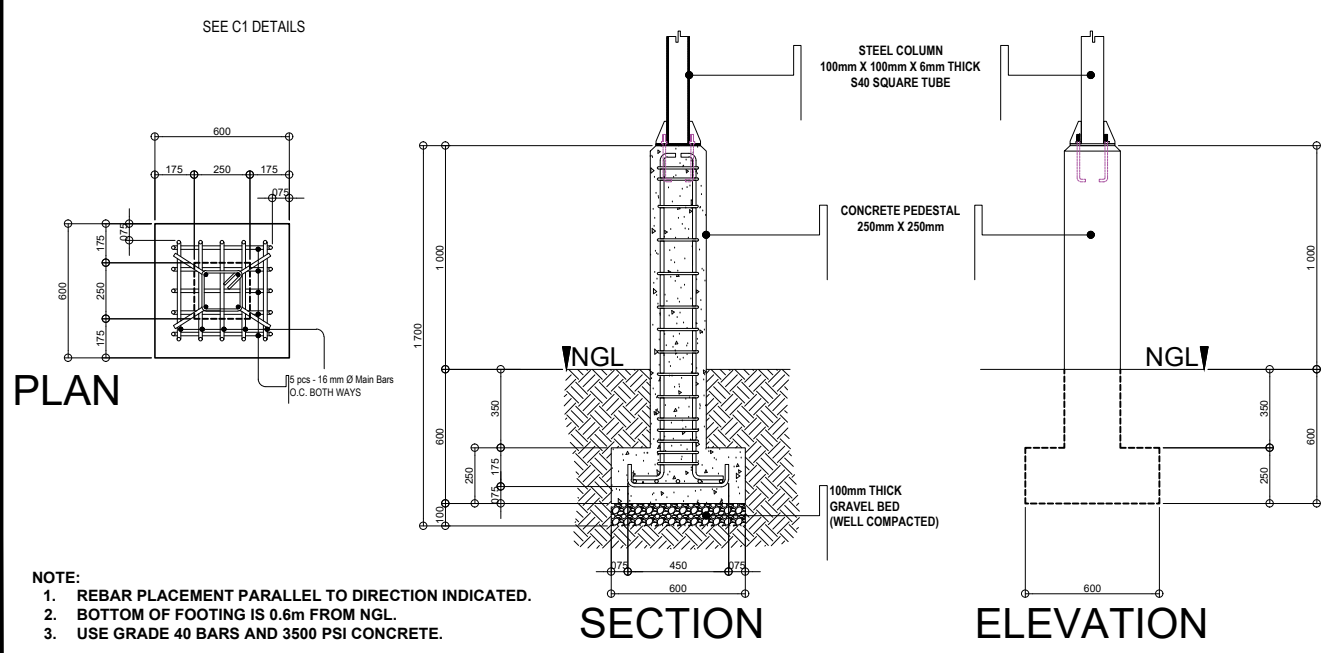
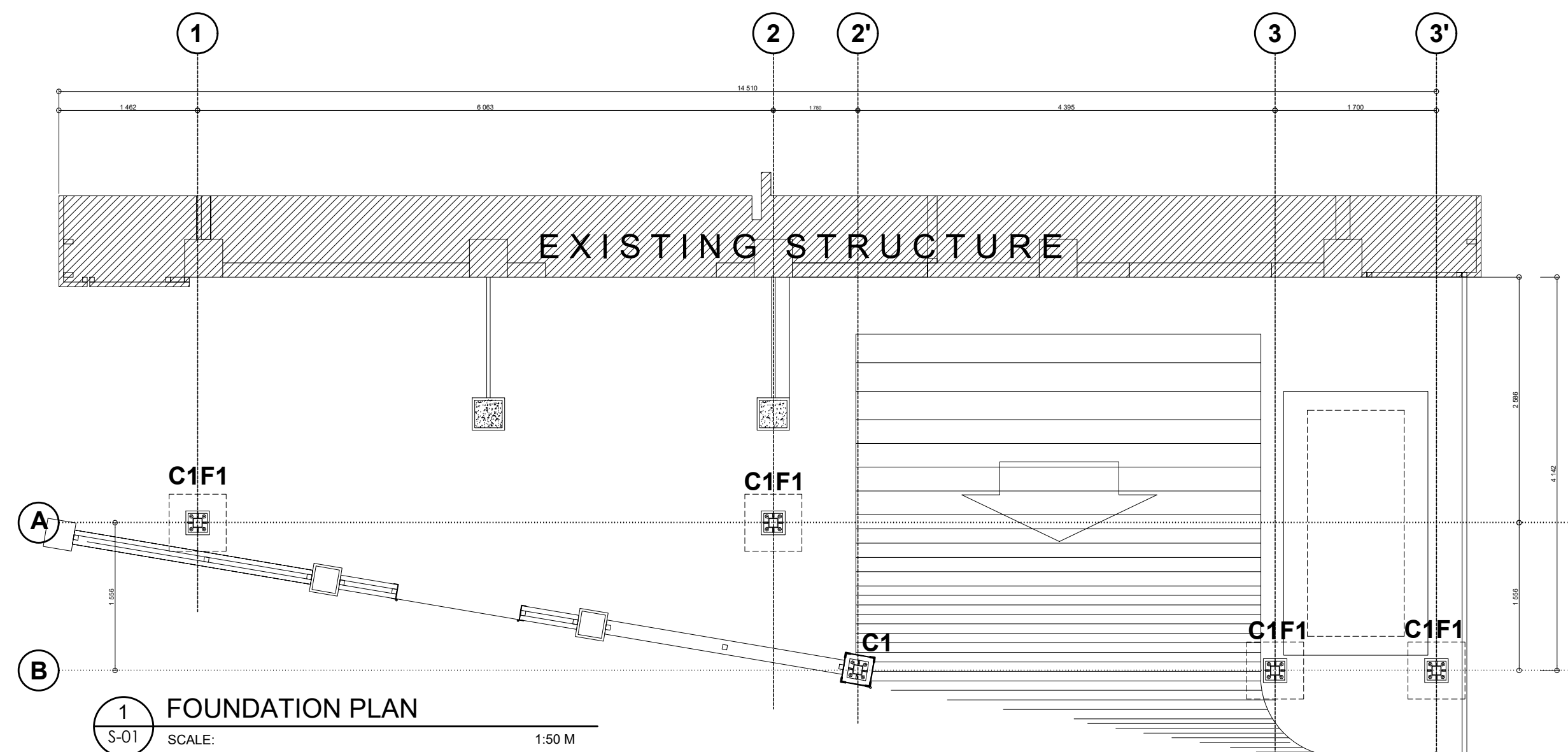
CAR-FO-AD-BGMS-A-BID-23-06-16994-S

DATE SUBMITTED:

06 JUNE 2023

DATE	DESCRIPTION/REMARKS	BY

PAPER SIZE	PLAN CATEGORY	SHEET NUMBER
A3	S	S-01
CADD BY:		07 16
Engr/CJCT/Ark/IGNR		



2 FOOTING AND COLUMN DETAILS
S-01 SCALE: NTS

PROJECT NAME :

INSTALLATION OF BACK UP POWER SYSTEM
 & LANDSCAPE FEATURES OF RHWG

LOCATION :

NORTH DRIVE, BAGUIO CITY

SHEET CONTENT :

AS SHOWN

APPROVED BY

LEO L. QUINTILLA
 Regional Director

CONFORMED BY

RONILO R. FLORES
 OIC-CHIEF, ADMINISTRATIVE DIVISION

CHECKED BY

RICHARD A REAMICO
 Administrative Officer I
 Section Head BGMS

PREPARED/DESIGNED BY

COLLIN JONES C. TUNGOL
 PDO II- AD/BGMS

PROJECT/TA No:

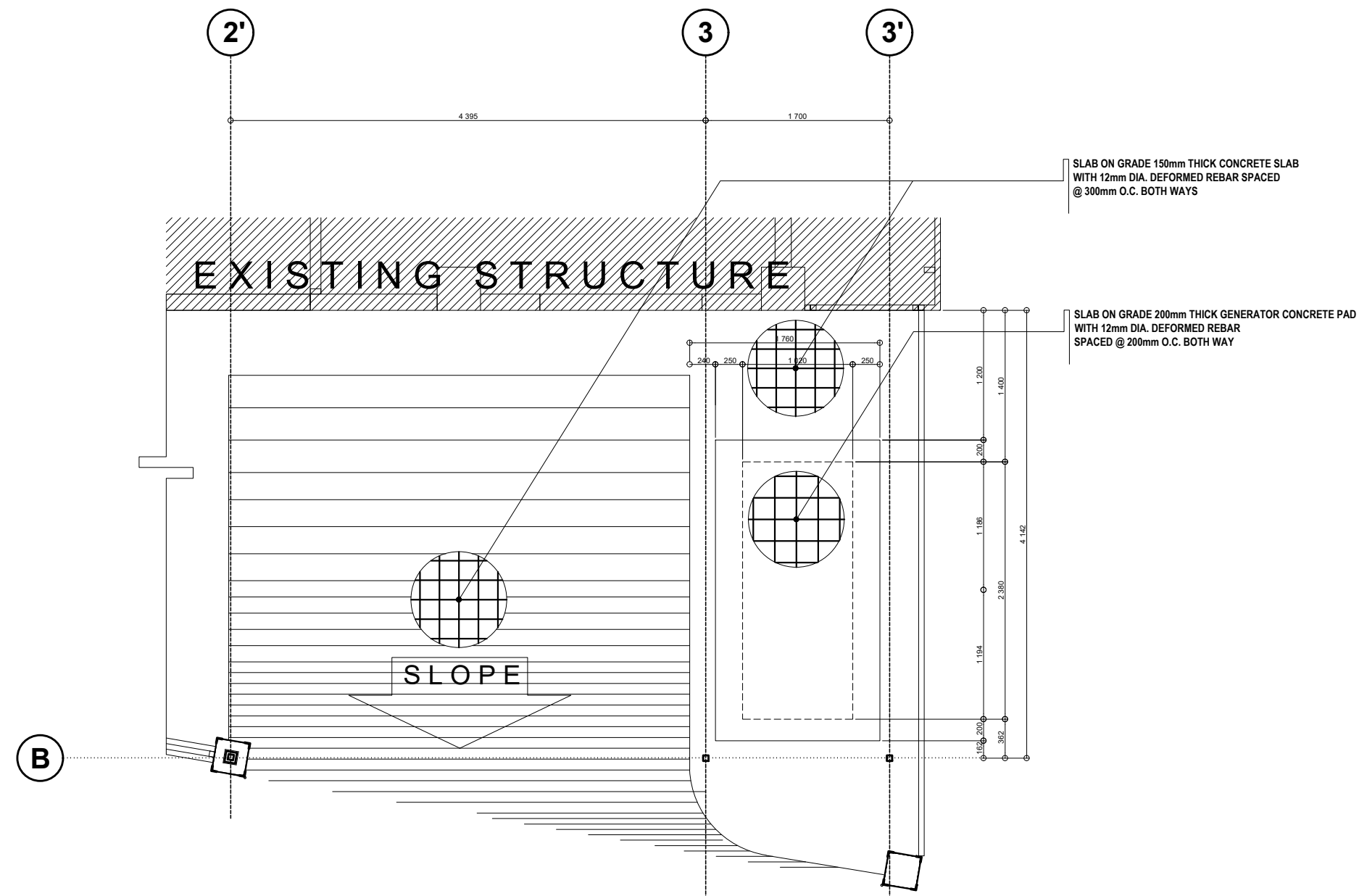
CAR-FO-AD-BGMS-A-BID-23-06-16994-S

DATE SUBMITTED:

06 JUNE 2023

DATE	DESCRIPTION/REMARKS	BY

PAPER SIZE	PLAN CATEGORY	SHEET NUMBER	
A3	S	S-02	
CADD BY: EngrCJCT/ANK/GR		08	16



1 FLOOR FRAMING PLAN
 S-02 SCALE: _____ NTS

PROJECT NAME :

INSTALLATION OF BACK UP POWER SYSTEM
& LANDSCAPE FEATURES OF RHWG

LOCATION :

NORTH DRIVE, BAGUIO CITY

SHEET CONTENT :

AS SHOWN

APPROVED BY

LEO L. QUINTILLA
Regional Director

CONFORMED BY

RONILO R. FLORES
OIC-CHIEF, ADMINISTRATIVE DIVISION

CHECKED BY

RICHARD A. REAMICO
Administrative Officer I
Section Head BGMS

PREPARED/DESIGNED BY

COLLIN JONES C. TUNGOL
PDO II- AD/BGMS

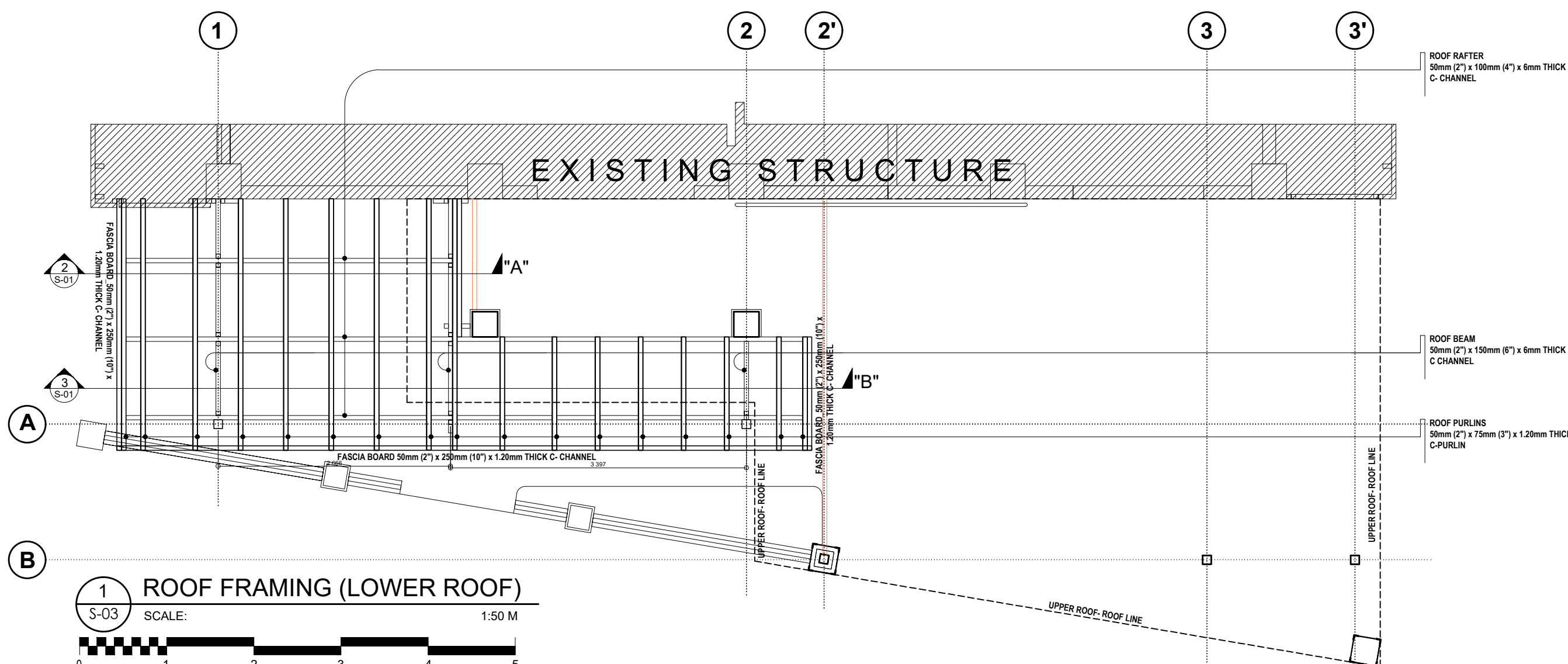
PROJECT/TA No:
CAR-FO-AD-BGMS-A-BID-23-06-16994-S

DATE SUBMITTED:

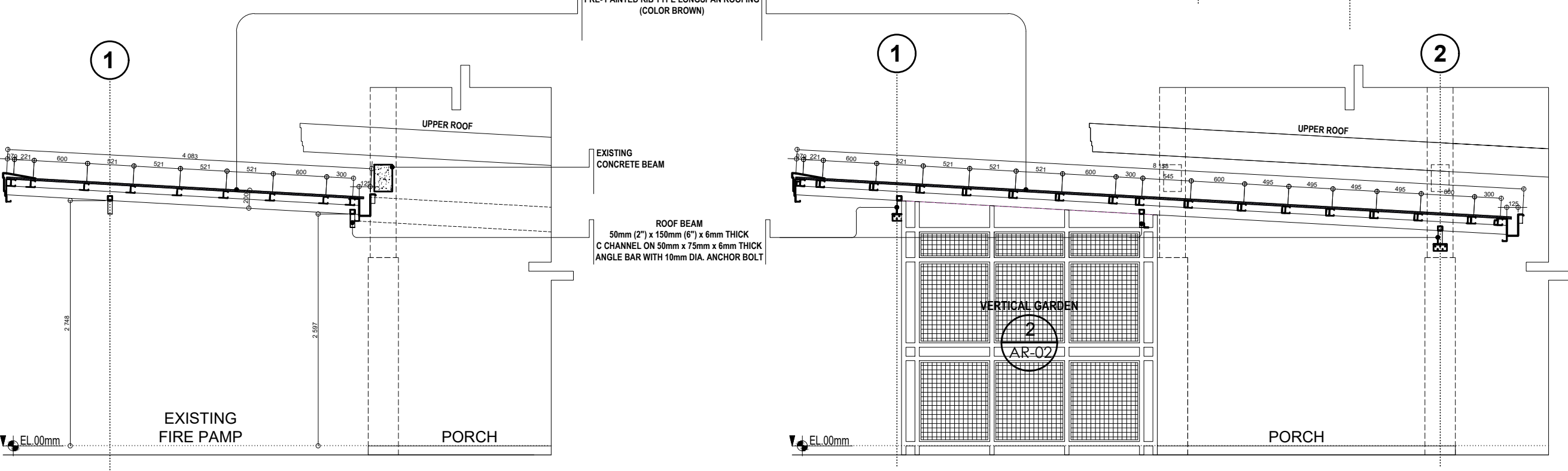
06 JUNE 2023

DATE	DESCRIPTION/REMARKS	BY

PAPER SIZE	PLAN CATEGORY	SHEET NUMBER
A3	S	S-03
CADD BY:		09
Engr/CTA/AGNR		16



1 ROOF FRAMING (LOWER ROOF)
S-03 SCALE: 1:50 M



2 SECTION THRU "A"
S-03 SCALE: 1:50 M

3 SECTION THRU "B"
S-03 SCALE: 1:50 M



PROJECT NAME :

INSTALLATION OF BACK UP POWER SYSTEM
& LANDSCAPE FEATURES OF RHWG

LOCATION :

NORTH DRIVE, BAGUIO CITY

SHEET CONTENT :

FLOOR PLAN

APPROVED BY

LEO L. QUINTILLA
Regional Director

CONFORMED BY

RONILO R. FLORES
OIC-CHIEF, ADMINISTRATIVE DIVISION

CHECKED BY

RICHARD A. REAMICO
Administrative Officer I
Section Head BGMS

PREPARED/DESIGNED BY

COLLIN JONES C. TUNGOL
PDO II- AD/BGMS

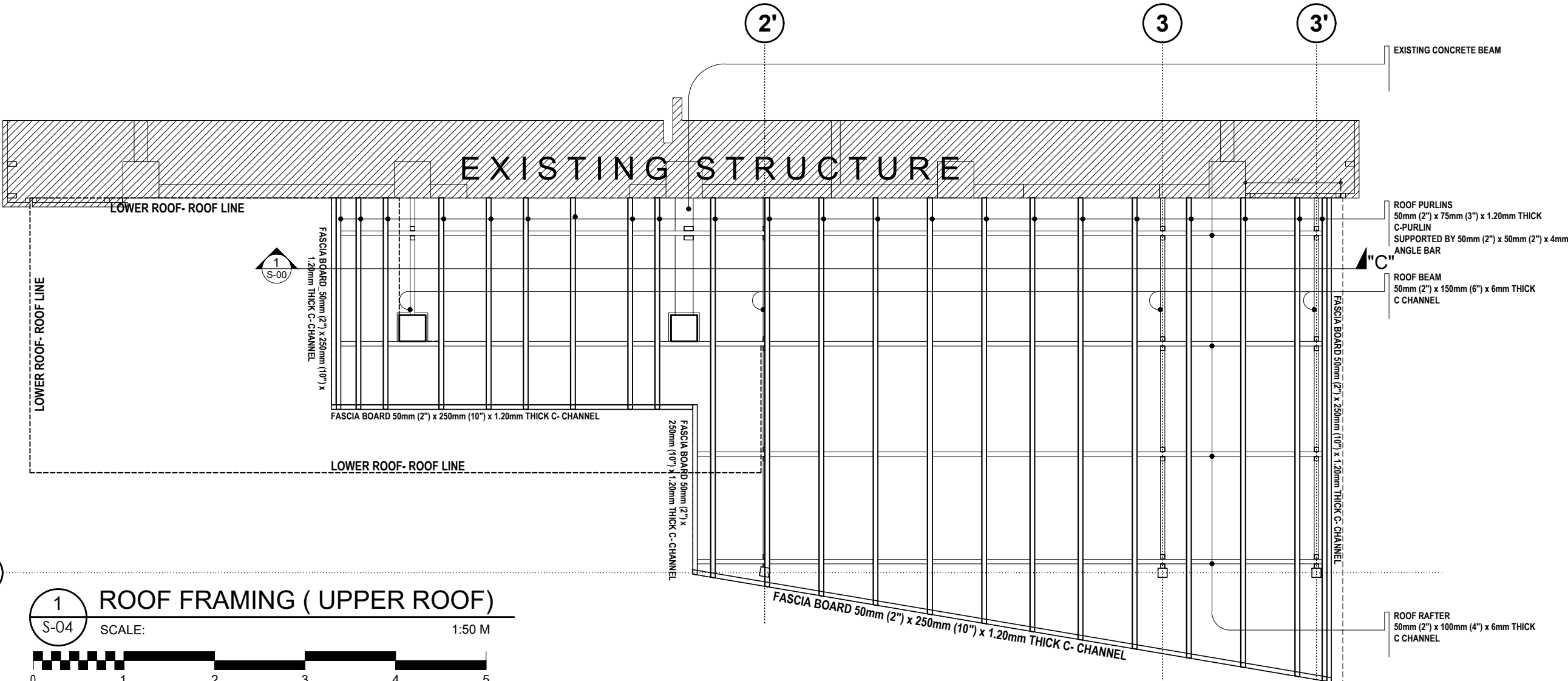
PROJECT/TA No:
CAR-FO-AD-BGMS-A-BID-23-06-16994-S

DATE SUBMITTED:

06 JUNE 2023

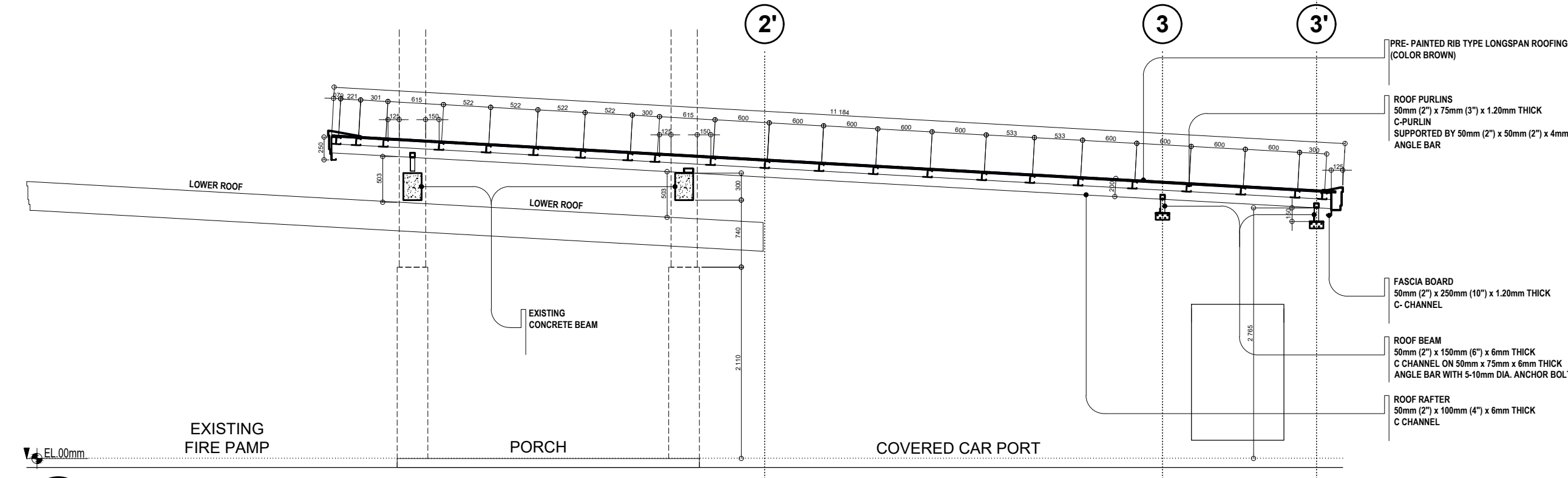
DATE	DESCRIPTION/REMARKS	BY

PAPER SIZE	PLAN CATEGORY	SHEET NUMBER
A3	S	S-04
CADD BY:		
Eng/CJT/ANK/GR		



1 ROOF FRAMING (UPPER ROOF)

SCALE: 1:50 M



2 SECTION THRU "C"

SCALE: 1:50 M

PROJECT NAME :

**INSTALLATION OF BACK UP POWER SYSTEM
& LANDSCAPE FEATURES OF RHWG**

LOCATION :

NORTH DRIVE, BAGUIO CITY

SHEET CONTENT :

AS SHOWN

APPROVED BY

LEO L. QUINTILLA
Regional Director

CONFORMED BY

RONILO R. FLORES
OIC-CHIEF, ADMINISTRATIVE DIVISION

CHECKED BY

RICHARD A. REAMICO
*Administrative Officer I
Section Head BGMS*

PREPARED/DESIGNED BY

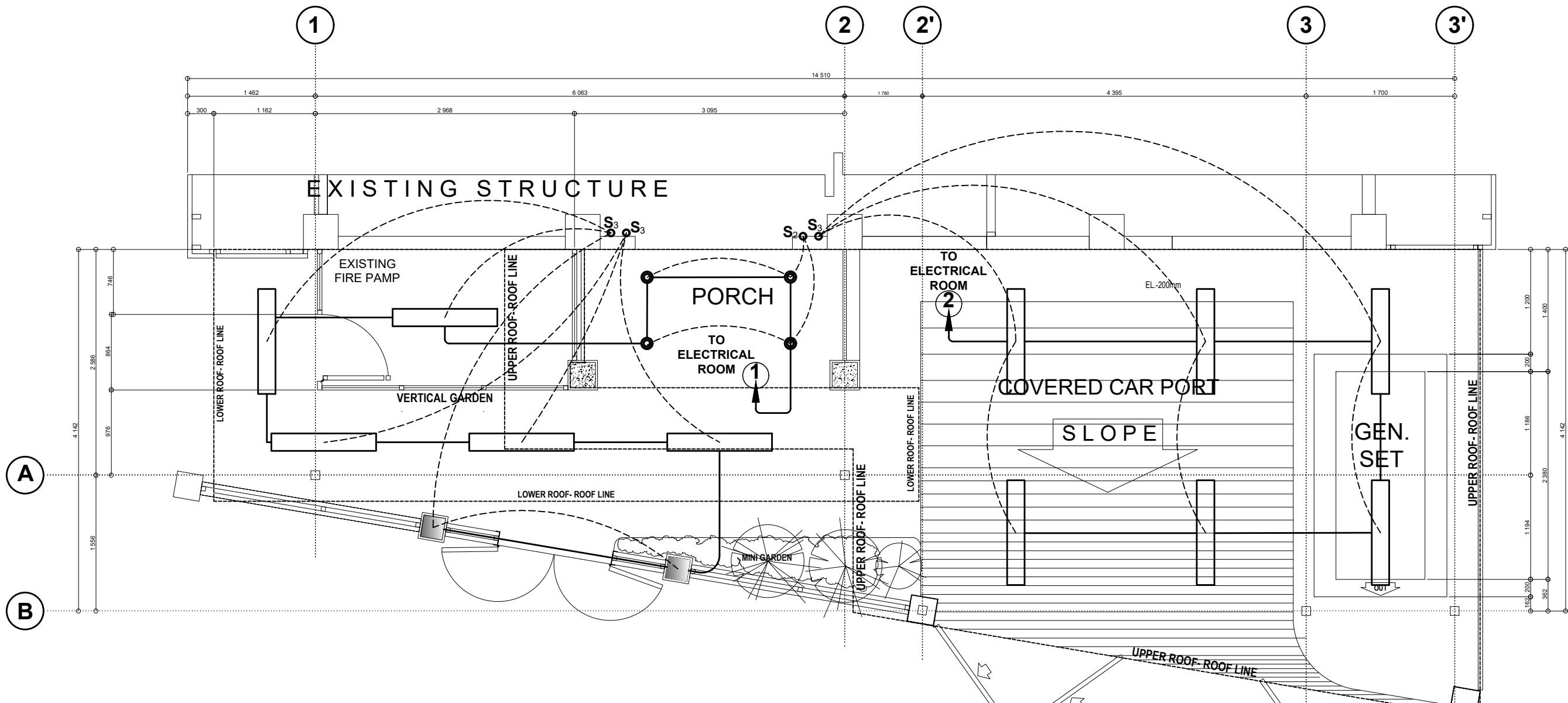
PROJECT/TA No:
CAR-FO-AD-BGMS-A-BID-23-06-16994-S

DATE SUBMITTED:

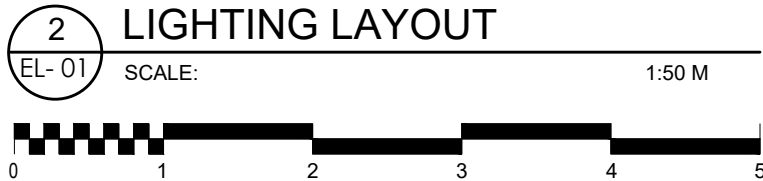
02 JUNE 2023

DATE	DESCRIPTION/REMARKS	BY











PAPER SIZE	PLAN CATEGORY	SHEET NUMBER
A3	EL	EL-01
CADD BY: <i>Engr.CJT/ANK/GR</i>		11 16



NORTH DRIVE (RR-O-W)



LEGENDS

-  18W SQUARE TYPE LED SURFACE MOUNTED 220V LIGHT POST
-  PENDANT TYPE DUST PROOF 1-T8 18W DAYLIGHT, 220V DAYLIGHT LIGHTING FIXTURE WITH DIFFUSER
-  VERTICAL DOWNLIGHT SURFACE MOUNTED TYPE 150MM Ø WHITE, 220V WITH 9W LED BULB DAYLIGHT LIGHTING FIXTURE WITH DIFFUSER
-  S₁ SINGLE POLE SWITCH
-  S₂ DUPLEX (2 SINGLE POLE SWITCHES IN ONE SWITCH PLATE
-  S₃ TRIPLEX (3 SINGLE POLE SWITCHES IN ONE SWITCH PLATE
-  WP WEATHERPROOF OUTLET
-  2 CIRCUIT HOMERUN
-  SWITCH LINE
-  LIGHTING LINE/POWER LINE

GENERAL NOTES

- ALL ELECTRICAL WORKS, HEREIN SHALL BE DONE IN ACCORDANCE WITH THE REQUIREMENTS OF THE NATIONAL BUILDING CODE, THE PHILIPPINE ELECTRICAL CODE, THE RULES AND REGULATION OF THE LOCAL GOVERNMENT, AND THE REQUIREMENT OF THE LOCAL ELECTRIC UTILITY.
- ALL MATERIALS TO BE USED SHALL BE NEW AND OF GOOD QUALITY.
- LIGHTING BRANCH CIRCUIT SHALL BE 3.5 sq.mm THHN STRANDED WIRE IN 20mm Ø EMT PIPE.
- MOUNTING HEIGHT OF DEVICE SHALL BE AS FOLLOWS UNLESS NOTED OTHERWISE
 - PANEL BOARD 1500mm ABOVE FINISHED FLOOR
 - LOCAL SWITCHES 1400mm ABOVE FINISHED FLOOR
- ALL LOCAL SWITCHES TO BE CONNECTED SHALL BE RATED 15 AMPERES.
- ALL ELECTRICAL INSTALLATIONS SHALL BE UNDER THE SUPERVISION OF A DULY LICENSED ELECTRICAL ENGINEER OR REGISTERED MASTER ELECTRICIAN.



PROJECT NAME :

INSTALLATION OF BACK UP POWER SYSTEM & LANDSCAPE FEATURES OF RHWG

LOCATION :

NORTH DRIVE, BAGUIO CITY

SHEET CONTENT :

AS SHOWN

APPROVED BY

LEO L. QUINTILLA
Regional Director

CONFORMED BY

RONILO R. FLORES
OIC-CHIEF, ADMINISTRATIVE DIVISION

CHECKED BY

RICHARD A REAMICO
*Administrative Officer I
Section Head BGMS*

PREPARED/DESIGNED BY

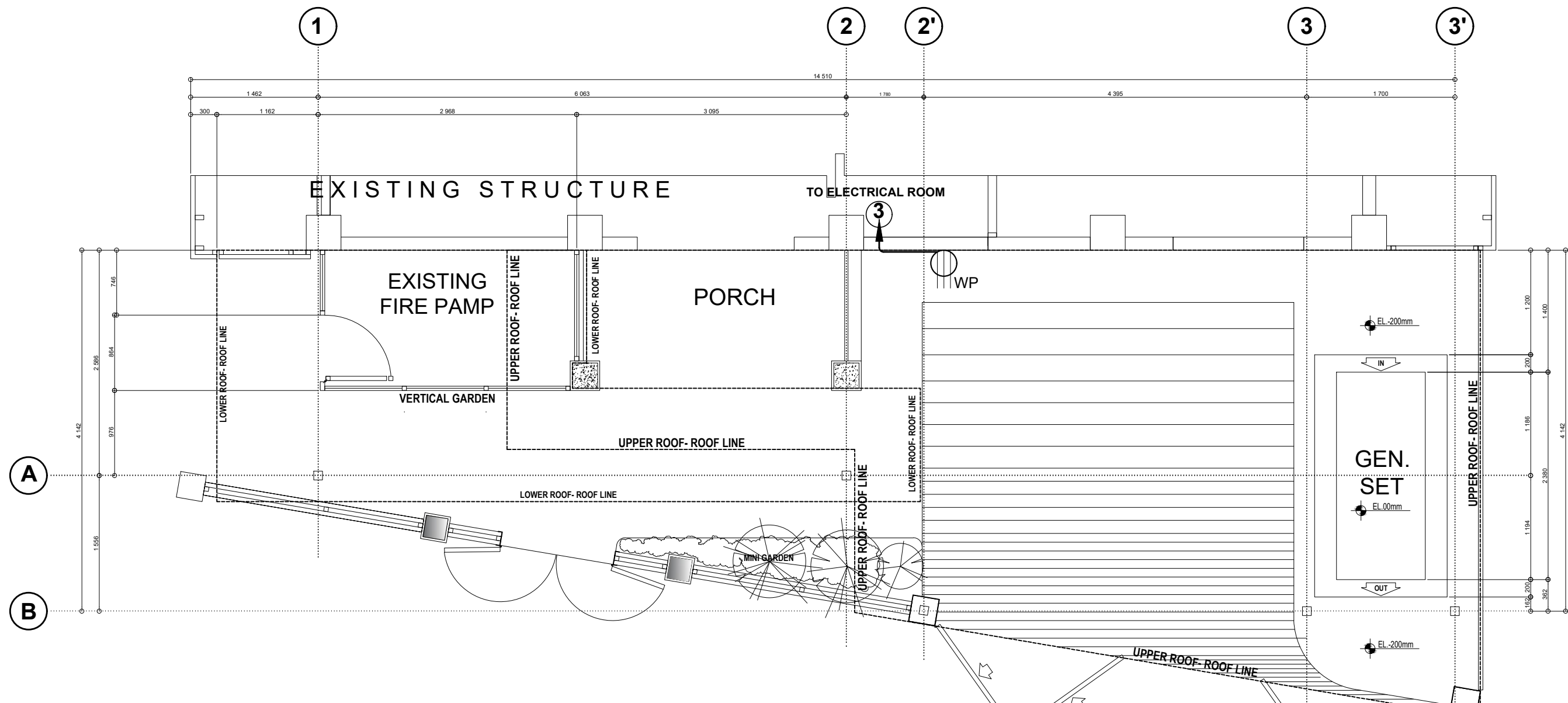
PROJECT/TA No:
CAR-FO-AD-BGMS-A-BID-23-06-16994-S

DATE SUBMITTED:

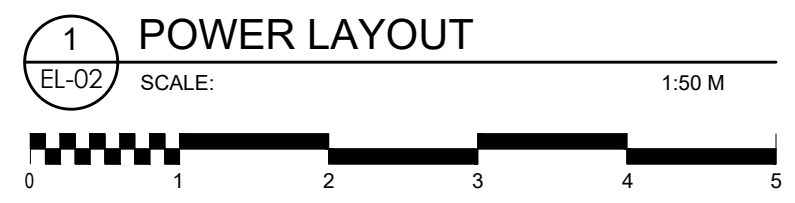
02 JUNE 2023

DATE	DESCRIPTION/REMARKS	BY

PAPER SIZE	PLAN CATEGORY	SHEET NUMBER	
A3	EL	EL-02	16
CADD BY: ArkIGNR		12	



NORTH DRIVE (RR-O-W)



LEGENDS

- 18W SQUARE TYPE LED SURFACE MOUNTED 220V LIGHT POST
- PENDANT TYPE DUST PROOF 1-T8 18W DAYLIGHT, 220V DAYLIGHT LIGHTING FIXTURE WITH DIFFUSER
- VERTICAL DOWNLIGHT SURFACE MOUNTED TYPE 150MM Ø WHITE, 220V WITH 9W LED BULB DAYLIGHT LIGHTING FIXTURE WITH DIFFUSER
- S₁** SINGLE POLE SWITCH
- S₂** DUPLEX (2 SINGLE POLE SWITCHES IN ONE SWITCH PLATE
- S₃** TRIPLEX (3 SINGLE POLE SWITCHES IN ONE SWITCH PLATE
- WP WEATHERPROOF OUTLET
- 2** CIRCUIT HOMERUN
- SWITCH LINE
- LIGHTING LINE/ POWER LINE

GENERAL NOTES

1. ALL ELECTRICAL WORKS, HEREIN SHALL BE DONE IN ACCORDANCE WITH THE REQUIREMENTS OF THE NATIONAL BUILDING CODE, THE PHILIPPINE ELECTRICAL CODE, THE RULES AND REGULATION OF THE LOCAL GOVERNMENT, AND THE REQUIREMENT OF THE LOCAL ELECTRIC UTILITY.
2. ALL MATERIALS TO BE USED SHALL BE NEW AND OF GOOD QUALITY.
3. LIGHTING BRANCH CIRCUIT SHALL BE 3.5 sq.mm THHN STRANDED WIRE IN 20mmØ EMT PIPE.
4. MOUNTING HEIGHT OF DEVICE SHALL BE AS FOLLOWS UNLESS NOTED OTHERWISE

PANEL BOARD	1500mm ABOVE FINISHED FLOOR
LOCAL SWITCHES	1400mm ABOVE FINISHED FLOOR
5. ALL LOCAL SWITCHES TO BE CONNECTED SHALL BE RATED 15 AMPERES.
6. ALL ELECTRICAL INSTALLATIONS SHALL BE UNDER THE SUPERVISION OF A DULY LICENSED ELECTRICAL ENGINEER OR REGISTERED MASTER ELECTRICIAN.



PROJECT NAME :

**INSTALLATION OF BACK UP POWER SYSTEM
 & LANDSCAPE FEATURES OF RHWG**

LOCATION :

NORTH DRIVE, BAGUIO CITY

SHEET CONTENT :

AS SHOWN

APPROVED BY

LEO L. QUINTILLA
Regional Director

CONFORMED BY

RONILO R. FLORES
OIC-CHIEF, ADMINISTRATIVE DIVISION

CHECKED BY

RICHARD A REAMICO
*Administrative Officer I
 Section Head BGMS*

PREPARED/DESIGNED BY

PROJECT/TA No:

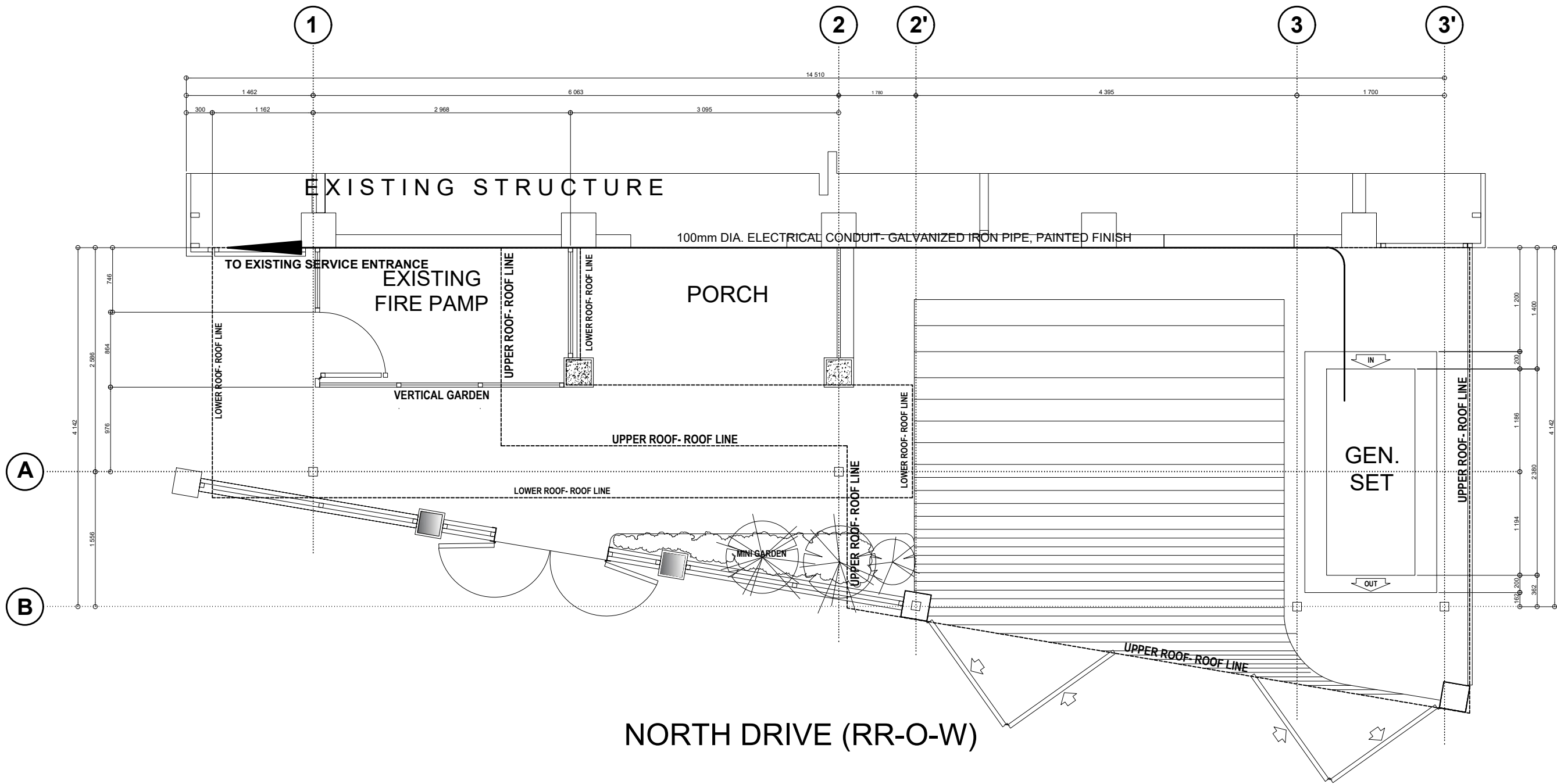
CAR-FO-AD-BGMS-A-BID-23-06-16994-S

DATE SUBMITTED:

02 JUNE 2023

DATE	DESCRIPTION/REMARKS	BY

PAPER SIZE	PLAN CATEGORY	SHEET NUMBER
A3	EL	EL-03
CADD BY: ArkiGNR		13 16



2
GENERATOR CONDUIT PIPE LAYOUT

EL-03
 SCALE: 1:50 M



GENERAL NOTES

- ALL ELECTRICAL WORKS, HEREIN SHALL BE DONE IN ACCORDANCE WITH THE REQUIREMENTS OF THE NATIONAL BUILDING CODE, THE PHILIPPINE ELECTRICAL CODE, THE RULES AND REGULATION OF THE LOCAL GOVERNMENT, AND THE REQUIREMENT OF THE LOCAL ELECTRIC UTILITY.
- ALL MATERIALS TO BE USED SHALL BE NEW AND OF GOOD QUALITY.
- LIGHTING BRANCH CIRCUIT SHALL BE 3.5 sq.mm THHN STRANDED WIRE IN 20mmØ EMT PIPE.
- MOUNTING HEIGHT OF DEVICE SHALL BE AS FOLLOWS UNLESS NOTED OTHERWISE

PANEL BOARD	1500mm ABOVE FINISHED FLOOR
LOCAL SWITCHES	1400mm ABOVE FINISHED FLOOR
- ALL LOCAL SWITCHES TO BE CONNECTED SHALL BE RATED 15 AMPERES.
- ALL ELECTRICAL INSTALLATIONS SHALL BE UNDER THE SUPERVISION OF A DULY LICENSED ELECTRICAL ENGINEER OR REGISTERED MASTER ELECTRICIAN.

NOTES

1. ALL PLUMBING WORKS INCLUDED HEREIN SHALL BE EXECUTED IN ACCORDANCE TO THE REQUIREMENTS OF THE PHILIPPINE PLUMBING CODE.
2. COORDINATE THE DRAWING WITH OTHER RELATED DRAWINGS AND SPECIFICATIONS. THE ENGINEER SHALL BE NOTIFIED IMMEDIATELY OF ANY DISCREPANCY FOUND THEREIN.
3. THE PLUMBING LAYOUT IS ONLY DIAGRAMMATIC. PIPES CLEANOUTS AND CHECK VALVES SHALL BE CONCEALED.
4. ALL SLOPE OF HORIZONTAL BRANCHES (SEWER) MAINTAIN 1% A MINIMUM, UNLESS NOTED OTHERWISE.
5. AIR CHAMBER : ALL INDIVIDUAL BRANCHES TO FIXTURE OR GROUP OF FIXTURES AND/OR EQUIPMENT SHALL BE PROVIDED WITH AIR CHAMBER OF CAPPED VERTICAL PIPE EXTENSION OF DIMENSION AS SHOWN IN THE DETAIL.
6. ALL FLOOR DRAIN SHALL BE VENTED INDIVIDUALLY.
7. ALL CLEANOUTS SHALL BE FLUSH-MOUNTED TO WALL. DO NOT INSTALL FLOOR CLEANOUT EXCEPT AT LINES ON GRADE & SERVICE AREAS NOT SUBJECTED TO TRAFFIC.
8. ALL BRANCHES OF FIXTURE OR GROUP OF FIXTURES SHALL BE PROVIDED WITH AIR CHAMBER MADE OF CAPPED VERTICAL EXTENSION PIPE
9. ALL UNDERGROUND GALVANIZED IRON (G.I.) INDIRECT CONTACT WITH SOIL SHALL BE PROVIDED WITH TWO(2) COATS OF TAR COVERING IN WRAPPED WITH JUTE CLOTH.
10. ALL PVC PIPE SHALL BE OF APPROVED QUALITY AND POLYPROPYLENE PIPES FOR WATER DISTRIBUTION SHALL BE TYPE.
11. ALL PLUMBING WORKS THEREIN, SHALL BE UNDER THE DIRECT SUPERVISION OF A REGISTERED MASTER PLUMBER AND OR A DULY LICENSED SANITARY ENGINEER.
12. WATER METER SHOULD BE LOCATED OUTSIDE THE PROPERTY LINE.
13. WATER SUPPLY FOR CISTERN AND SUPPLY LINE TO THE BUILDING MUST BE LOCATED ALONG PERIMETER FENCE 400m. HEIGHT ABOVE DRIVEWAY LEVEL WITH 3 LAYERS OF JUTE SACK AND BLACK COAL TAR.
14. WATER LINE LAYOUT FOR WASHROOM TO SUPPLY UNITS.
15. ALL WATER LINE SUPPLY FOR WASHROOMS SHALL NOT BE EMBEDDED IN SLAB, BLOCKS OUT SHALL BE PROVIDED FOR POSSIBLE DIRECTION OF PIPES.
16. ALL FINAL LOCATION OF TOILET FIXTURES SHALL BE BASED ON THE
17. DOUBLE DRAINS FOR BATH TUBS.



**ADMINISTRATIVE DIVISION
FIELD OFFICE CAR**
DSWD-AS-GF-058 | REV 02 | 07 OCT 2022

PROJECT NAME :
**INSTALLATION OF BACK UP POWER SYSTEM
& LANDSCAPE FEATURES OF RHWG**

LOCATION :
NORTH DRIVE, BAGUIO CITY

SHEET CONTENT :
AS SHOWN

APPROVED BY

LEO L. QUINTILLA
Regional Director

CONFORMED BY

RONILO R. FLORES
OIC-CHIEF, ADMINISTRATIVE DIVISION

CHECKED BY

RICHARD A REAMICO
*Administrative Officer I
Section Head BGMS*

PREPARED/DESIGNED BY

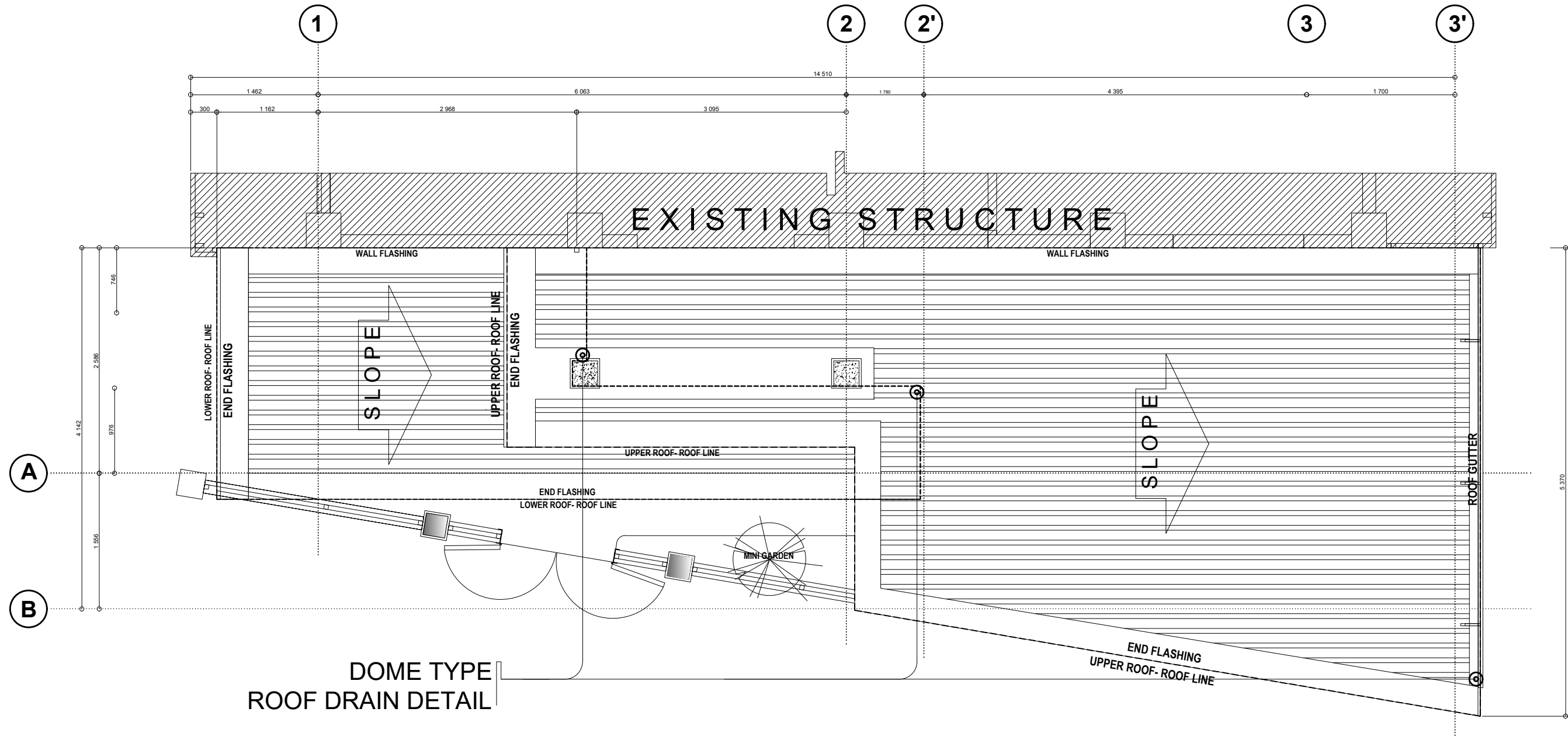
PROJECT/TA No:
CAR-FO-AD-BGMS-A-BID-23-06-16994-S

DATE SUBMITTED:

02 JUNE 2023

DATE	DESCRIPTION/REMARKS	BY

PAPER SIZE	PLAN CATEGORY	SHEET NUMBER
A3	PL	PL-01
CADD BY: ArkIGNR		14 16



1 ROOF DRAIN LAYOUT
PL-01 SCALE: 1:50 M

PROJECT NAME :

**INSTALLATION OF BACK UP POWER SYSTEM
& LANDSCAPE FEATURES OF RHWG**

LOCATION :

NORTH DRIVE, BAGUIO CITY

SHEET CONTENT :

AS SHOWN

APPROVED BY

LEO L. QUINTILLA
Regional Director

CONFORMED BY

RONILO R. FLORES
OIC-CHIEF, ADMINISTRATIVE DIVISION

CHECKED BY

RICHARD A REAMICO
Administrative Officer I
Section Head BGMS

PREPARED/DESIGNED BY

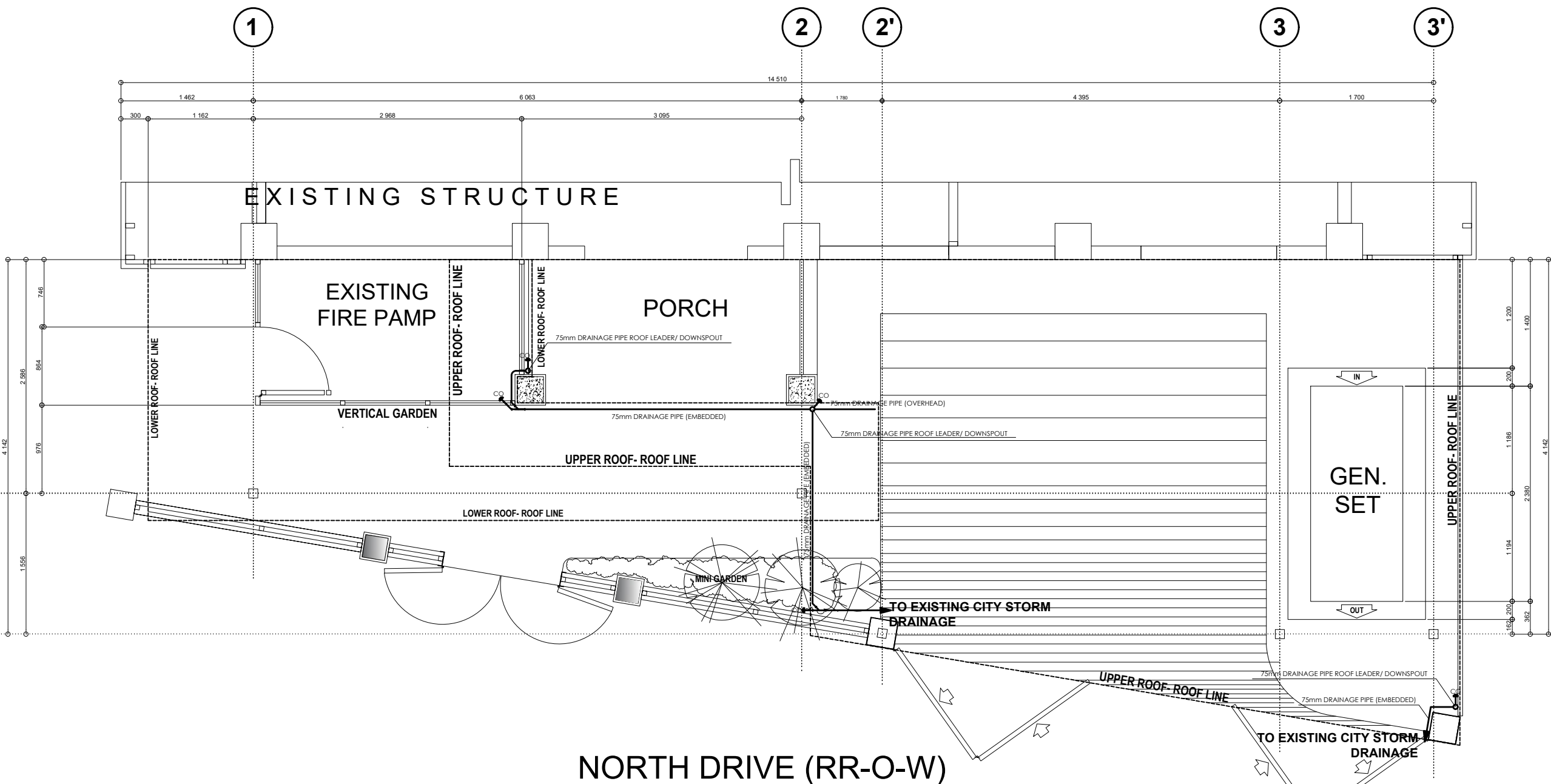
PROJECT/TA No:
CAR-FO-AD-BGMS-A-BID-23-06-16994-S

DATE SUBMITTED:

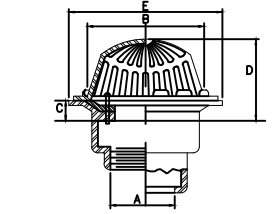
02 JUNE 2023

DATE	DESCRIPTION/REMARKS	BY

PAPER SIZE	PLAN CATEGORY	SHEET NUMBER
A3	PL	PL-02
CADD BY: ArkIGNR		15 16



1 DRAINAGE LAYOUT
PL-02 SCALE: 1:50 M



PIPE SIZE A(mm)	DIMENSION (MM)					REMARKS TEXT
	B	C	D	E	F	
50	81	12.7	35	65		SIMILAR TO METMA MODEL M-319-36A OR APPROVED EQUAL
75	67	15.8	54	90		-00-
100	84	12.7	64	108		-00-

2 DOME TYPE ROOF DRAIN DETAIL
PL-02 SCALE: NTS



NOTES

- ALL PLUMBING WORKS INCLUDED HEREIN SHALL BE EXECUTED IN ACCORDANCE TO THE REQUIREMENTS OF THE PHILIPPINE PLUMBING CODE.
- COORDINATE THE DRAWING WITH OTHER RELATED DRAWINGS AND SPECIFICATIONS. THE ENGINEER SHALL BE NOTIFIED IMMEDIATELY OF ANY DISCREPANCY FOUND THEREIN.
- THE PLUMBING LAYOUT IS ONLY DIAGRAMMATIC. PIPES CLEANOUTS AND CHECK VALVES SHALL BE CONCEALED.
- ALL SLOPE OF HORIZONTAL BRANCHES (SEWER) MAINTAIN 1% A MINIMUM, UNLESS NOTED OTHERWISE.
- AIR CHAMBER : ALL INDIVIDUAL BRANCHES TO FIXTURE OR GROUP OF FIXTURES AND/OR EQUIPMENT SHALL BE PROVIDED WITH AIR CHAMBER OF CAPPED VERTICAL PIPE EXTENSION OF DIMENSION AS SHOWN IN THE DETAIL.
- ALL FLOOR DRAIN SHALL BE VENTED INDIVIDUALLY.
- ALL CLEANOUTS SHALL BE FLUSH-MOUNTED TO WALL. DO NOT INSTALL FLOOR CLEANOUT EXCEPT AT LINES ON GRADE & SERVICE AREAS NOT SUBJECTED TO TRAFFIC.
- ALL BRANCHES OF FIXTURE OR GROUP OF FIXTURES SHALL BE PROVIDED WITH AIR CHAMBER MADE OF CAPPED VERTICAL EXTENSION PIPE
- ALL UNDERGROUND GALVANIZED IRON (G.I.) INDIRECT CONTACT WITH SOIL SHALL BE PROVIDED WITH TWO(2) COATS OF TAR COVERING IN WRAPPED WITH JUTE CLOTH.
- ALL PVC PIPE SHALL BE OF APPROVED QUALITY AND POLYPROPYLENE PIPES FOR WATER DISTRIBUTION SHALL BE TYPE.
- ALL PLUMBING WORKS THEREIN, SHALL BE UNDER THE DIRECT SUPERVISION OF A REGISTERED MASTER PLUMBER AND OR A DULY LICENSED SANITARY ENGINEER.
- WATER METER SHOULD BE LOCATED OUTSIDE THE PROPERTY LINE.
- WATER SUPPLY FOR CISTERN AND SUPPLY LINE TO THE BUILDING MUST BE LOCATED ALONG PERIMETER FENCE 400m. HEIGHT ABOVE DRIVEWAY LEVEL WITH 3 LAYERS OF JUTE SACK AND BLACK COAL TAR.
- WATER LINE LAYOUT FOR WASHROOM TO SUPPLY UNITS.
- ALL WATER LINE SUPPLY FOR WASHROOMS SHALL NOT BE EMBEDDED IN SLAB, BLOCKS OUT SHALL BE PROVIDED FOR POSSIBLE DIRECTION OF PIPES.
- ALL FINAL LOCATION OF TOILET FIXTURES SHALL BE BASED ON THE
- DOUBLE DRAINS FOR BATH TUBS.



ADMINISTRATIVE DIVISION
FIELD OFFICE CAR
DSWD-AS-GF-058 | REV 01 | 22 DEC 2021

PROJECT NAME :
INSTALLATION OF BACK UP POWER SYSTEM & LANDSCAPE FEATURES OF RHWG

LOCATION :
NORTH DRIVE, BAGUIO CITY

SHEET CONTENT :
AS SHOWN

APPROVED BY
LEO L. QUINTILLA
Regional Director

CONFORMED BY
RONILO R. FLORES
OIC-CHIEF, ADMINISTRATIVE DIVISION

CHECKED BY
RICHARD A REAMICO
Administrative Officer I
Section Head BGMS

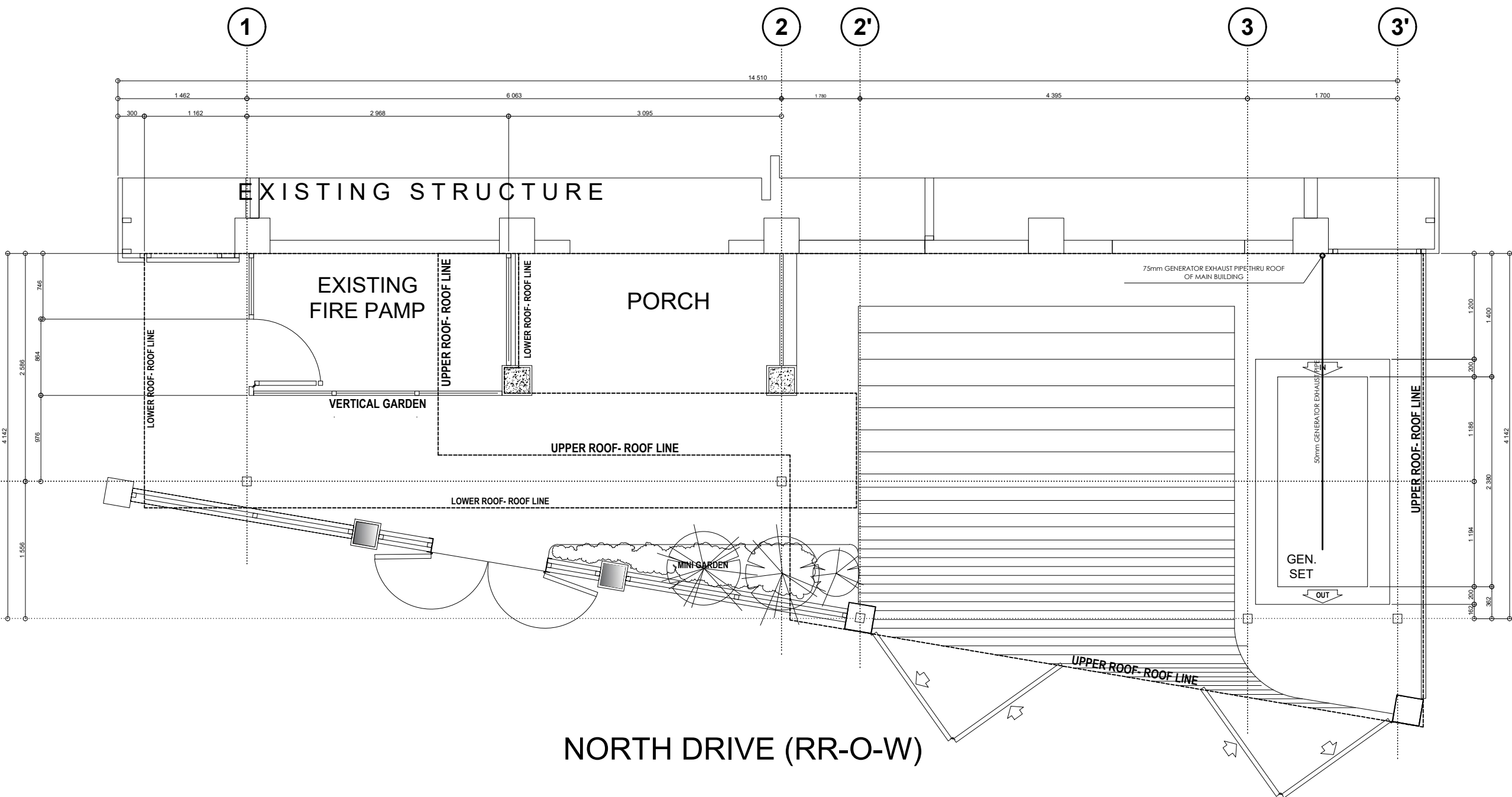
PREPARED/DESIGNED BY

PROJECT/TA No:
CAR-FO-AD-BGMS-A-BID-23-06-16994-S


DATE SUBMITTED:
02 JUNE 2023

DATE	DESCRIPTION/REMARKS	BY

PAPER SIZE	PLAN CATEGORY	SHEET NUMBER
A3	PL	PL-03
CADD BY:		
ArkiGNR		16 / 16



1 GENERATOR EXHAUST LAYOUT
PL-03 SCALE: 1:50 M




Checklist of Technical and Financial Documents

I. TECHNICAL COMPONENT ENVELOPE

Class "A" Documents

Legal Documents

- (a) Valid PhilGEPS Registration Certificate (Platinum Membership) (all pages) in accordance with Section 8.5.2 of the IRR;

Technical Documents

- (b) Statement of the prospective bidder of all its ongoing government and private contracts, including contracts awarded but not yet started, if any, whether similar or not similar in nature and complexity to the contract to be bid; **and**
- (c) Statement of the bidder's Single Largest Completed Contract (SLCC) similar to the contract to be bid, except under conditions provided under the rules; **and**
- (d) Special PCAB License in case of Joint Ventures **and** registration for the type and cost of the contract to be bid; **and**
- (e) Original copy of Bid Security. If in the form of a Surety Bond, submit also a certification issued by the Insurance Commission **or** original copy of Notarized Bid Securing Declaration; **and**
- (f) Project Requirements, which shall include the following:
 - a. Organizational chart for the contract to be bid;
 - b. List of contractor's key personnel (*e.g.*, Project Manager, Project Engineers, Materials Engineers, and Foremen), to be assigned to the contract to be bid, with their complete qualification and experience data;
 - c. List of contractor's major equipment units, which are owned, leased, and/or under purchase agreements, supported by proof of ownership or certification of availability of equipment from the equipment lessor/vendor for the duration of the project, as the case may be; **and**
- (g) Original duly signed Omnibus Sworn Statement (OSS) **and** if applicable, Original Notarized Secretary's Certificate in case of a corporation, partnership, or cooperative; or Original Special Power of Attorney of all members of the joint venture giving full power and authority to its officer to sign the OSS and do acts to represent the Bidder.

Financial Documents

- (h) The prospective bidder's computation of Net Financial Contracting Capacity (NFCC).

Class “B” Documents

- (i) If applicable, duly signed joint venture agreement (JVA) in accordance with RA No. 4566 and its IRR in case the joint venture is already in existence **or** duly notarized statements from all the potential joint venture partners stating that they will enter into and abide by the provisions of the JVA in the instance that the bid is successful.

II. FINANCIAL COMPONENT ENVELOPE

- (j) Original of duly signed and accomplished Financial Bid Form; **and**

Other documentary requirements under RA No. 9184

- (k) Original of duly signed Bid Prices in the Bill of Quantities; **and**
- (l) Duly accomplished Detailed Estimates Form, including a summary sheet indicating the unit prices of construction materials, labor rates, and equipment rentals used in coming up with the Bid; **and**
- (m) Cash Flow by Quarter.

**KEY PERSONNEL
(FORMAT OF BIO-DATA)**

Give the detailed information of the following personnel who are scheduled to be assigned as full-time field staff for the project. Fill up a form for each person.

- Authorized Managing Officer / Representative
- Sustained Technical Employee

1. Name : _____
2. Date of Birth : _____
3. Nationality : _____
4. Education and Degrees : _____
5. Specialty : _____
6. Registration : _____
7. Length of Service with the Firm : _____ Year from _____ (months) _____ (year)
To _____ (months) _____ (year)
8. Years of Experience : _____
9. If Item 7 is less than ten (10) years, give name and length of service with previous employers for a ten (10)-year period (attached additional sheet/s), if necessary:

Name and Address of Employer

Length of Service

_____	_____ year(s) from _____ to _____
_____	_____ year(s) from _____ to _____
_____	_____ year(s) from _____ to _____

10. Experience:

This should cover the past ten (10) years of experience. (Attached as many pages as necessary to show involvement of personnel in projects using the format below).

1. Name : _____
2. Name and Address of Owner : _____
3. Name and Address of the
Owner's Engineer : _____
(Consultant)
4. Indicate the Features of Project
(particulars of the project
components and any other particular
interest connected with the project): _____
5. Contract Amount Expressed in
Philippine Currency : _____
6. Position : _____
7. Structures for which the employee
was responsible : _____
8. Assignment Period : from _____ (months) _____ (years)
to _____ (months) _____ (years)

Name and Signature of Employee

It is hereby certified that the above personnel can be assigned to this project, if the contract is awarded to our company.

(Place and Date)

(The Authorized Representative)

Standard Form Number: SF-INFR-18

Revised on: July 29, 2004

Statement of Availability of Key Personnel and Equipment

(Date)

Mr. LEO L. QUINTILLA, CESE

Regional Director

DSWD-CAR

40 North Drive, Baguio City

Attention : The Chairperson
Bids and Awards Committee

Dear Sir:

In compliance with the requirements of the DSWD-CAR BAC for the bidding of the __(Name of the Contract)__, we certify that __(Name of the Bidder)__ has in its employ key personnel, such as project managers, project engineers, materials engineers and foremen, who may be engaged for the construction of the said contract.

Further, we likewise certify the availability of equipment that __(Name of the Bidder)__ owns, has under lease, and/or has under purchase agreements, that may be used for the construction contracts.

Very truly yours,

(Name of Representative)

(Position)

(Name of Bidder)

Omnibus Sworn Statement (Revised)

[shall be submitted with the Bid]

REPUBLIC OF THE PHILIPPINES)
CITY/MUNICIPALITY OF _____) S.S.

AFFIDAVIT

I, [Name of Affiant], of legal age, [Civil Status], [Nationality], and residing at [Address of Affiant], after having been duly sworn in accordance with law, do hereby depose and state that:

1. *[Select one, delete the other:]*

[If a sole proprietorship:] I am the sole proprietor or authorized representative of [Name of Bidder] with office address at [address of Bidder];

[If a partnership, corporation, cooperative, or joint venture:] I am the duly authorized and designated representative of [Name of Bidder] with office address at [address of Bidder];

2. *[Select one, delete the other:]*

[If a sole proprietorship:] As the owner and sole proprietor, or authorized representative of [Name of Bidder], I have full power and authority to do, execute and perform any and all acts necessary to participate, submit the bid, and to sign and execute the ensuing contract for [Name of the Project] of the [Name of the Procuring Entity], as shown in the attached duly notarized Special Power of Attorney;

[If a partnership, corporation, cooperative, or joint venture:] I am granted full power and authority to do, execute and perform any and all acts necessary to participate, submit the bid, and to sign and execute the ensuing contract for [Name of the Project] of the [Name of the Procuring Entity], as shown in the attached [state title of attached document showing proof of authorization (e.g., duly notarized Secretary's Certificate, Board/Partnership Resolution, or Special Power of Attorney, whichever is applicable)];

3. [Name of Bidder] is not "blacklisted" or barred from bidding by the Government of the Philippines or any of its agencies, offices, corporations, or Local Government Units, foreign government/foreign or international financing institution whose blacklisting rules have been recognized by the Government Procurement Policy Board, **by itself or by relation, membership, association, affiliation, or controlling interest with another blacklisted person or entity as defined and provided for in the Uniform Guidelines on Blacklisting;**

4. Each of the documents submitted in satisfaction of the bidding requirements is an authentic copy of the original, complete, and all statements and information provided therein are true and correct;

5. [Name of Bidder] is authorizing the Head of the Procuring Entity or its duly authorized representative(s) to verify all the documents submitted;

6. *[Select one, delete the rest:]*

[If a sole proprietorship:] The owner or sole proprietor is not related to the Head of the Procuring Entity, members of the Bids and Awards Committee (BAC), the Technical

Working Group, and the BAC Secretariat, the head of the Project Management Office or the end-user unit, and the project consultants by consanguinity or affinity up to the third civil degree;

[If a partnership or cooperative:] None of the officers and members of *[Name of Bidder]* is related to the Head of the Procuring Entity, members of the Bids and Awards Committee (BAC), the Technical Working Group, and the BAC Secretariat, the head of the Project Management Office or the end-user unit, and the project consultants by consanguinity or affinity up to the third civil degree;

[If a corporation or joint venture:] None of the officers, directors, and controlling stockholders of *[Name of Bidder]* is related to the Head of the Procuring Entity, members of the Bids and Awards Committee (BAC), the Technical Working Group, and the BAC Secretariat, the head of the Project Management Office or the end-user unit, and the project consultants by consanguinity or affinity up to the third civil degree;

7. *[Name of Bidder]* complies with existing labor laws and standards; and
8. *[Name of Bidder]* is aware of and has undertaken the responsibilities as a Bidder in compliance with the Philippine Bidding Documents, which includes:
 - a. Carefully examining all of the Bidding Documents;
 - b. Acknowledging all conditions, local or otherwise, affecting the implementation of the Contract;
 - c. Making an estimate of the facilities available and needed for the contract to be bid, if any; and
 - d. Inquiring or securing Supplemental/Bid Bulletin(s) issued for the *[Name of the Project]*.
9. *[Name of Bidder]* did not give or pay directly or indirectly, any commission, amount, fee, or any form of consideration, pecuniary or otherwise, to any person or official, personnel or representative of the government in relation to any procurement project or activity.
10. **In case advance payment was made or given, failure to perform or deliver any of the obligations and undertakings in the contract shall be sufficient grounds to constitute criminal liability for Swindling (Estafa) or the commission of fraud with unfaithfulness or abuse of confidence through misappropriating or converting any payment received by a person or entity under an obligation involving the duty to deliver certain goods or services, to the prejudice of the public and the government of the Philippines pursuant to Article 315 of Act No. 3815 s. 1930, as amended, or the Revised Penal Code.**

IN WITNESS WHEREOF, I have hereunto set my hand this ___ day of ___, 20__ at _____, Philippines.

[Insert NAME OF BIDDER OR ITS AUTHORIZED REPRESENTATIVE]

[Insert signatory's legal capacity]

Affiant

[Jurat]

[Format shall be based on the latest Rules on Notarial Practice]

Bid Securing Declaration Form

[shall be submitted with the Bid if bidder opts to provide this form of bid security]

REPUBLIC OF THE PHILIPPINES)
CITY OF _____) S.S.

BID SECURING DECLARATION **Project Identification No.: *[Insert number]***

To: *[Insert name and address of the Procuring Entity]*

I/We, the undersigned, declare that:

1. I/We understand that, according to your conditions, bids must be supported by a Bid Security, which may be in the form of a Bid Securing Declaration.
2. I/We accept that: (a) I/we will be automatically disqualified from bidding for any procurement contract with any procuring entity for a period of two (2) years upon receipt of your Blacklisting Order; and, (b) I/we will pay the applicable fine provided under Section 6 of the Guidelines on the Use of Bid Securing Declaration, within fifteen (15) days from receipt of the written demand by the procuring entity for the commission of acts resulting to the enforcement of the bid securing declaration under Sections 23.1(b), 34.2, 40.1 and 69.1, except 69.1(f), of the IRR of RA No. 9184; without prejudice to other legal action the government may undertake.
3. I/We understand that this Bid Securing Declaration shall cease to be valid on the following circumstances:
 - a. Upon expiration of the bid validity period, or any extension thereof pursuant to your request;
 - b. I am/we are declared ineligible or post-disqualified upon receipt of your notice to such effect, and (i) I/we failed to timely file a request for reconsideration or (ii) I/we filed a waiver to avail of said right; and
 - c. I am/we are declared the bidder with the Lowest Calculated Responsive Bid, and I/we have furnished the performance security and signed the Contract.

IN WITNESS WHEREOF, I/We have hereunto set my/our hand/s this ____ day of *[month]* *[year]* at *[place of execution]*.

*[Insert NAME OF BIDDER OR ITS AUTHORIZED
REPRESENTATIVE]*

[Insert signatory's legal capacity]

Affiant

[Jurat]

[Format shall be based on the latest Rules on Notarial Practice]

Contractor's Organizational Chart for the Firm

Submit Copy of the Organizational Chart of the firm. Indicate in the chart the names of the Project Manager, Project Engineer, Bridge Engineer, Structural Engineer, Materials and Quality Control Engineer, Foreman and other Key Engineering Personnel.

Attach the required Proposed Organizational Chart for the Contract as stated above

(Name of Representative)
(Position)
(Name of Bidder)

FINANCIAL DOCUMENTS FOR ELIGIBILITY CHECK

- A. Summary of the Applicant Supplier's/Distributor's/Manufacturer's assets and liabilities on the basis of the income tax return and audited financial statement for FY2021 or FY2022, stamped "RECEIVED" by the Bureau of Internal Revenue or BIR authorized collecting agent.

		Year 20__
1.	Total Assets	
2.	Current Assets	
3.	Total Liabilities	
4.	Current Liabilities	
5.	Net Worth (1-3)	
6.	Net Working Capital (2-4)	

- B. The Net Financial Contracting Capacity (NFCC) based on the above data is computed as follows:

NFCC = [(Current assets minus current liabilities) (15)] minus the value of all outstanding or uncompleted portions of the projects under ongoing contracts, including awarded contracts yet to be started, coinciding with the contract to be bid.

NFCC = P _____

or

Commitment from a licensed bank to extend to it a credit line if awarded the contract or a cash deposit certificate in the amount of at least 10% of the proposed project to bid.

Name of Bank: _____ Amount: _____

I hereby certify that the computation of the above is based on the income tax return and audited financial statement for FY2021 or FY2022 stamped "RECEIVED" by the BIR or BIR authorized collecting agent.

Submitted by:

Name of Supplier / Distributor / Manufacturer

Signature of Authorized Representative

Date : _____

NOTE:

1. If Partnership or Joint Venture, each Partner or Member Firm of Joint Venture shall submit the above requirements.

Statement of Single Largest Similar Completed Contract

Business Name: _____

Business Address : _____

Name of Contract/Title of the Project	a. Owner's Name b. Address c. Telephone Nos.	Date of the Contract	Contract Duration	Nature / Scope of Work	Contractor's Role (Whether sole contractor, subcontractor, or partner in a JV)		Total Contract Value at Award	Date of Completion	Total contract value at completion	Percentage of Planned and Actual Accomplishments, if applicable	
					Description	Percentage of Participation (%)				Planned	Actual
<u>Government Contracts</u>											
<u>Private Contracts</u>											
Total Cost											

Note: This statement shall be supported with:

- 1 Notice to Proceed and/or Purchase Order/Contract
- 2 Owner's Certificate of Final Acceptance issued by the project owner other than the contractor or a final rating of at least **Satisfactory** in the Constructors Performance Evaluation System (CPES).
- 3 In case of contracts with the private sector, an equivalent document shall be submitted

Submitted by _____ : _____

(Printed Name & Signature)

Designation _____ : _____

Date _____ : _____

STATEMENT OF ALL ITS ON-GOING GOVERNMENT AND PRIVATE CONTRACTS, INCLUDING CONTRACTS AWARDED BUT NOT YET STARTED, IF ANY, WHETHER SIMILAR OR NOT SIMILAR IN NATURE AND COMPLEXITY TO THE CONTRACT TO BE BID

Name of the Contract or Title of the Project	Owner's Name and Address	Nature of Work / Scope of Work	Contractor's Role and percentage of participation	Date of Contract	Total Contract Value at Award	Value of Outstanding Works	Contract Duration	Percentage (%) of Accomplishment		Estimated Time of Completion	
								Planned	Actual	Start	Completion
A) Government Contracts											
i. On-going											
ii. Awarded but not yet started											
B) Private Contracts											
i. On-going											
ii. Awarded but not yet started											

Note: This statement shall be supported with:

1. Contract Agreement and/or Purchase Order
2. Notice to Proceed (for government contracts under Public Bidding)

Name of Firm / Applicant

Authorized Signatory

Date

List of Equipment, Owned or Leased and/or under Purchase Agreements

Business Name : _____
Business Address : _____

Description	Owned/ Leased/Under Purchase Agreement	Model/ Year	Capacity / Performance / Size	Plate No.	Motor No. / Body No.	Location	Condition	Proof of Ownership / Lessor or Vendor
1.								
2.								
3.								
4.								
5.								
6.								
7.								
8.								
9.								
10.								
11.								
12.								
13.								
14.								
15.								

Submitted by : _____
(Printed Name & Signature)
Designation : _____
Date : _____

Print as many pages as necessary.

Qualification of Key Personnel

Business Name : _____
 Business Address : _____

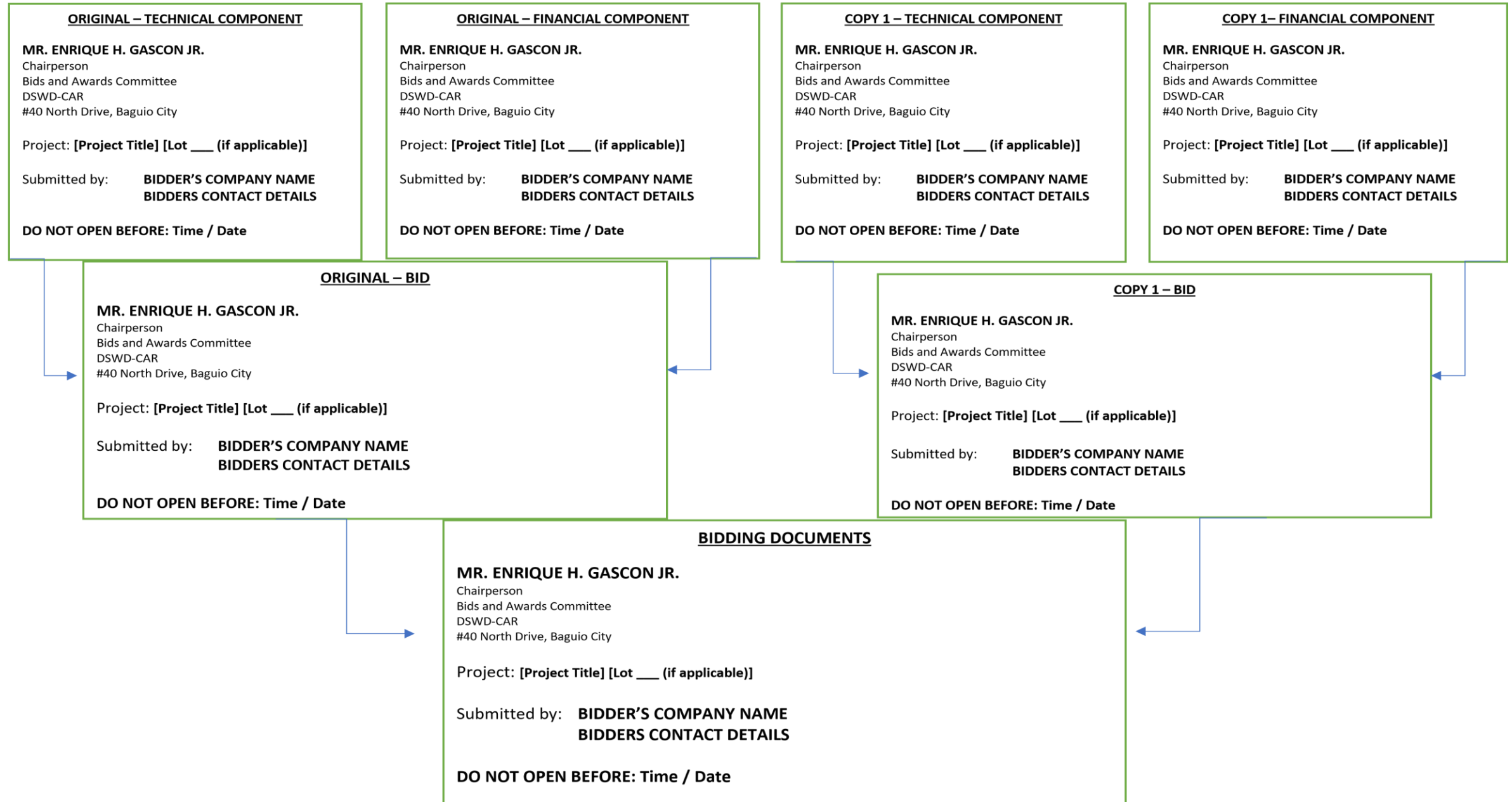
	(For Ex.) Project Manager / Engineer					
1 Name						
2 Address						
3 Date of Birth						
4 Employed Since						
5 Experience						
6 Previous Employment						
7 Education						
8 PRC License						

Minimum Requirements :
 :
 :
 :

Submitted by : _____
 (Printed Name & Signature)

Designation : _____
 Date : _____

MARKING AND SEALING OF ENVELOPE:



Note: The technical and financial documents must be submitted in two (2) copies (Original Copy and Copy 1). The Original Technical Component envelope and Original Financial Component envelope must be sealed in one envelope marked “ORIGINAL BID”. The Copy 1 Technical Component envelope and Copy 1 Financial Component Envelope must also be sealed in another envelope marked “Copy 1 Bid”. These envelopes containing the Original Copy and Copy 1 must be enclosed in one single envelope marked “BIDDING DOCUMENTS”. The technical and financial documents must be properly tabbed and signed.